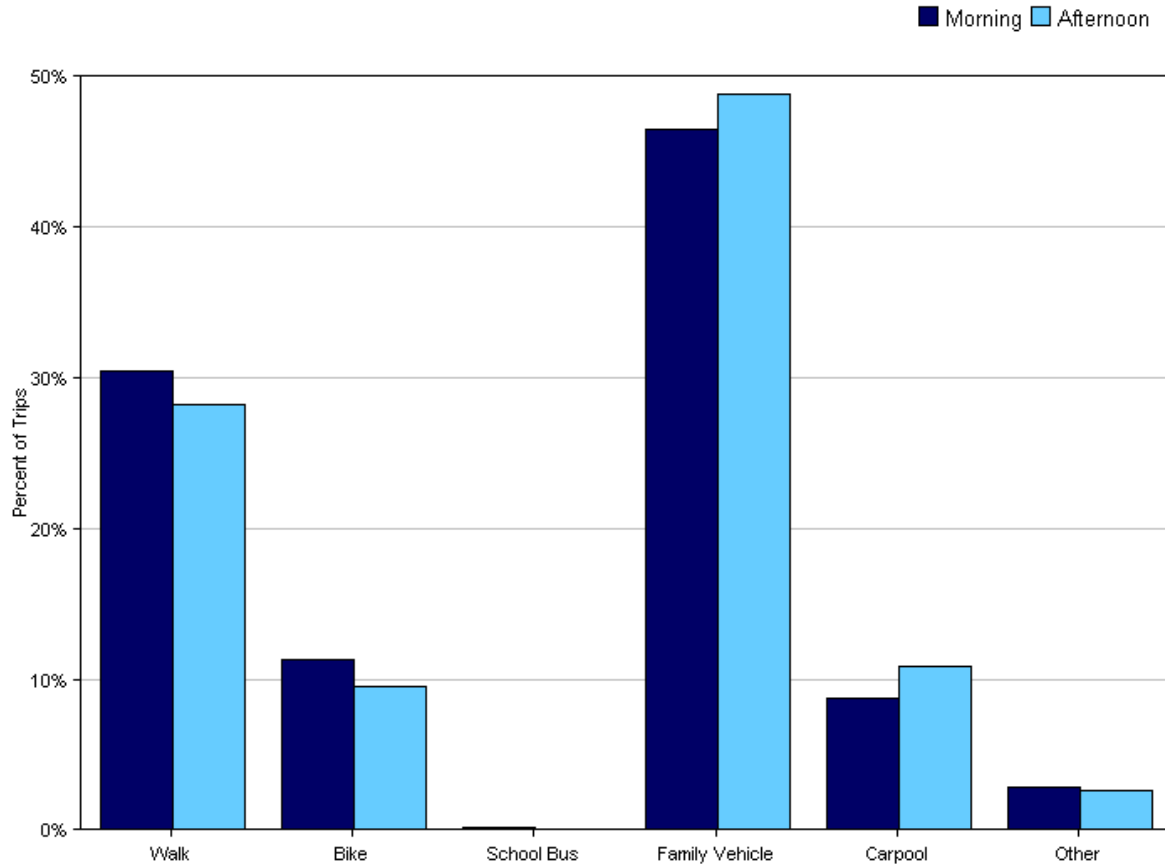


Tally Report Summary

Program Name:	Safe Routes to School	Month and Year Collected:	September 2012
School Name:	Bacich	Set ID:	10520
School Enrollment:	679	Date Report Generated:	12/11/2012
Enrollment within Grades Targeted by SRTS Program:	679	Number of Classrooms Included in Report:	27
Number of Classrooms in School:	31		

This report contains information from parents about their children's trip to and from school. The data used in this report were collected using the in-class Student Travel Tally questionnaire from the National Center for Safe Routes to School.

Morning and Afternoon Travel Mode Comparison

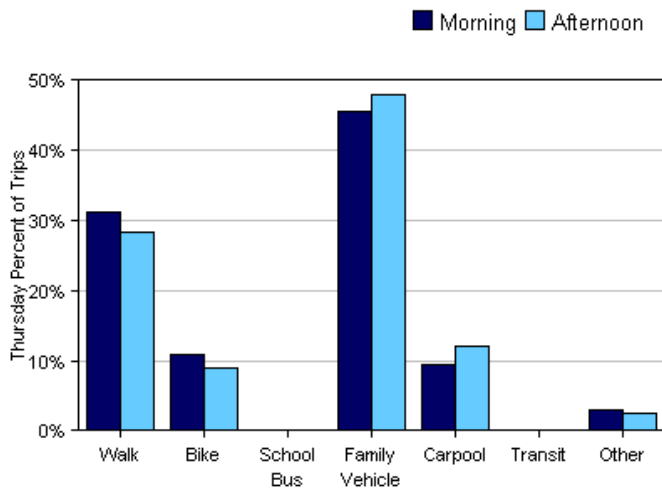
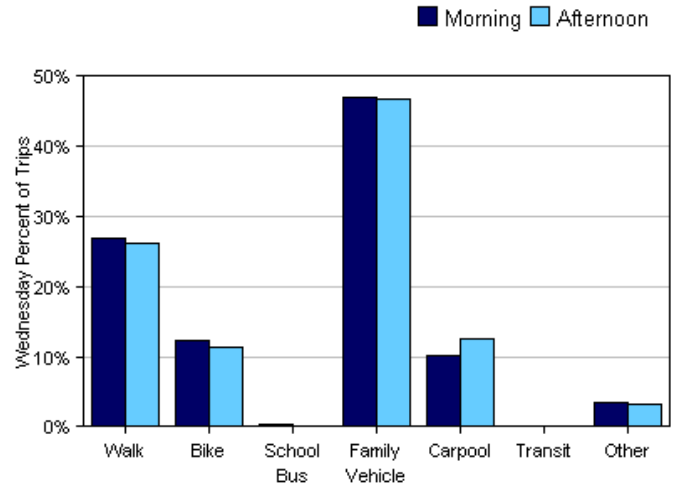
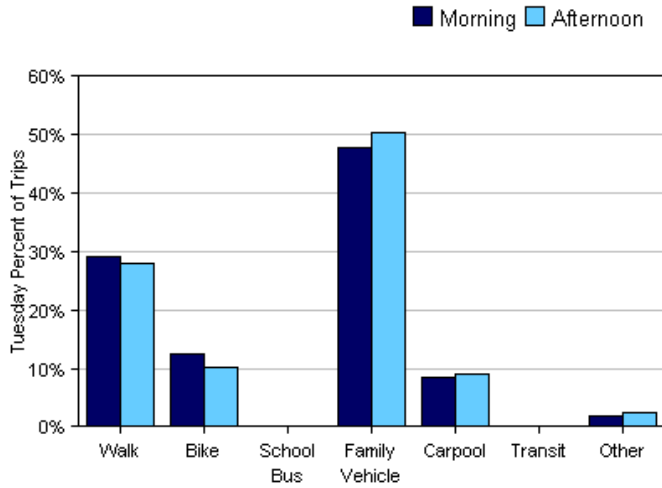


Morning and Afternoon Travel Mode Comparison

	Number of Trips	Walk	Bike	School Bus	Family Vehicle	Carpool	Transit	Other
Morning	1568	30%	11%	0.1%	46%	9%	0%	3%
Afternoon	1393	28%	9%	0%	49%	11%	0%	3%

Percentages may not total 100% due to rounding.

Morning and Afternoon Travel Mode Comparison by Day

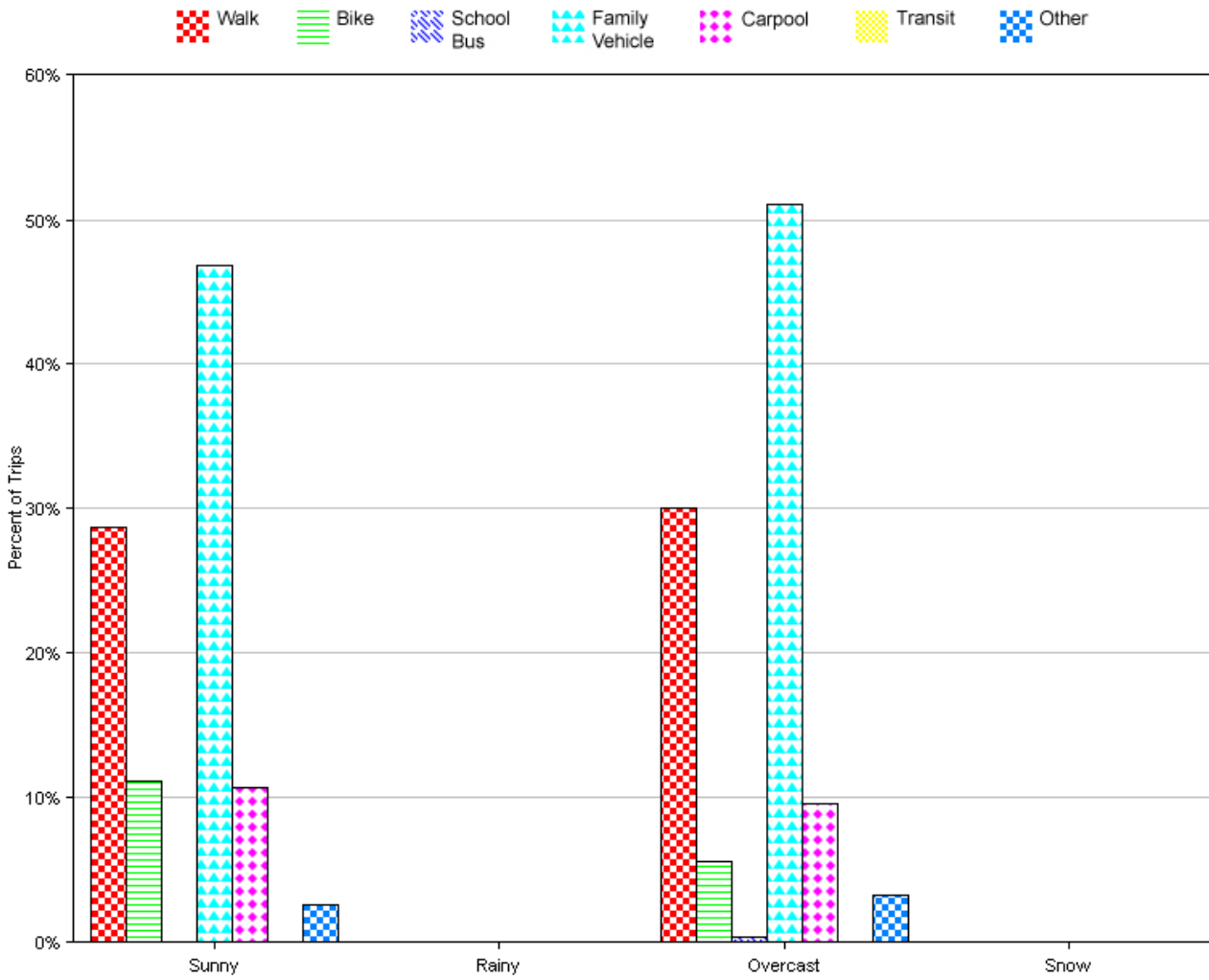


Morning and Afternoon Travel Mode Comparison by Day

	Number of Trips	Walk	Bike	School Bus	Family Vehicle	Carpool	Transit	Other
Tuesday AM	523	29%	12%	0.2%	48%	9%	0%	2%
Tuesday PM	447	28%	10%	0%	50%	9%	0%	2%
Wednesday AM	357	27%	12%	0.3%	47%	10%	0%	3%
Wednesday PM	337	26%	11%	0%	47%	12%	0%	3%
Thursday AM	565	31%	11%	0%	46%	9%	0%	3%
Thursday PM	508	28%	9%	0%	48%	12%	0%	3%

Percentages may not total 100% due to rounding.

Travel Mode by Weather Conditions



Travel Mode by Weather Condition

Weather Condition	Number of Trips	Walk	Bike	School Bus	Family Vehicle	Carpool	Transit	Other
Sunny	2137	29%	11%	0.0%	47%	11%	0%	3%
Rainy	0	0%	0%	0%	0%	0%	0%	0%
Overcast	270	30%	6%	0.4%	51%	10%	0%	3%
Snow	0	0%	0%	0%	0%	0%	0%	0%

Percentages may not total 100% due to rounding.