

Student Travel Tally Report: One School in One Data Collection Period

School Name: Bacich

Set ID: 13251

School Group: Safe Routes to School

Month and Year Collected: September 2013

School Enrollment: 708

Date Report Generated: 12/09/2013

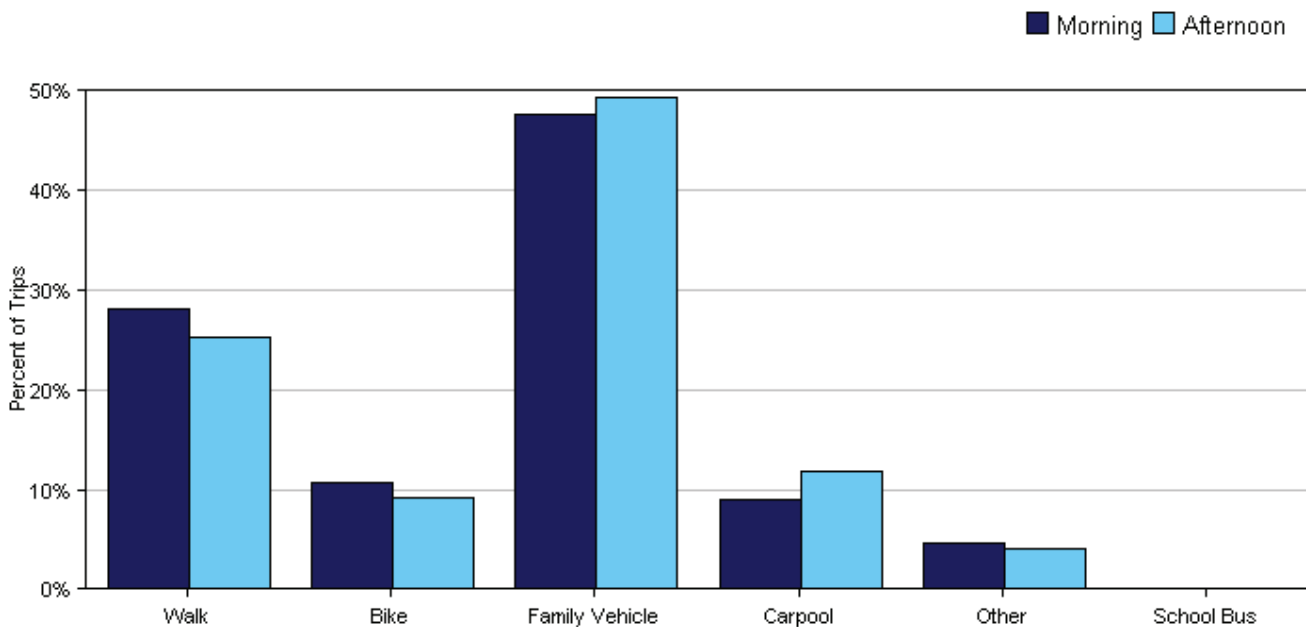
% of Students reached by SRTS activities: 76-100%

Tags:

**Number of Classrooms
Included in Report:** 29

This report contains information from your school's classrooms about students' trip to and from school. The data used in this report were collected using the in-class Student Travel Tally questionnaire from the National Center for Safe Routes to School.

Morning and Afternoon Travel Mode Comparison

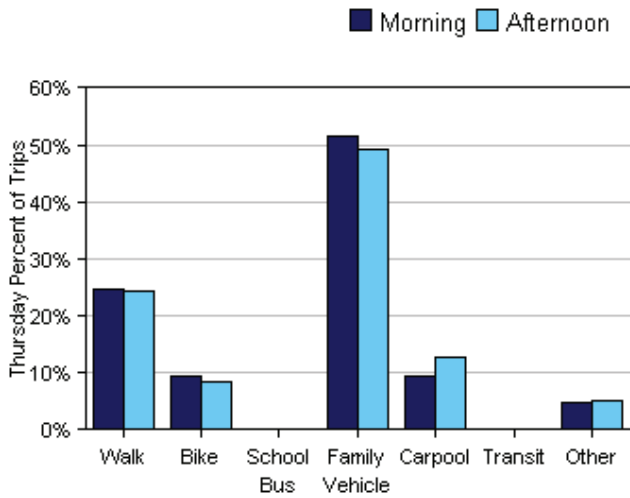
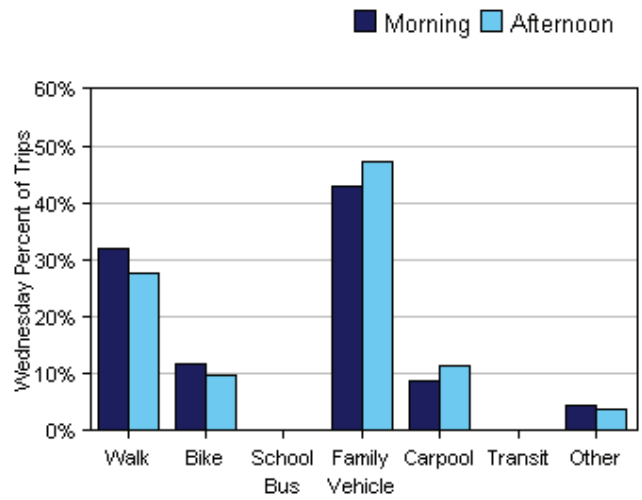
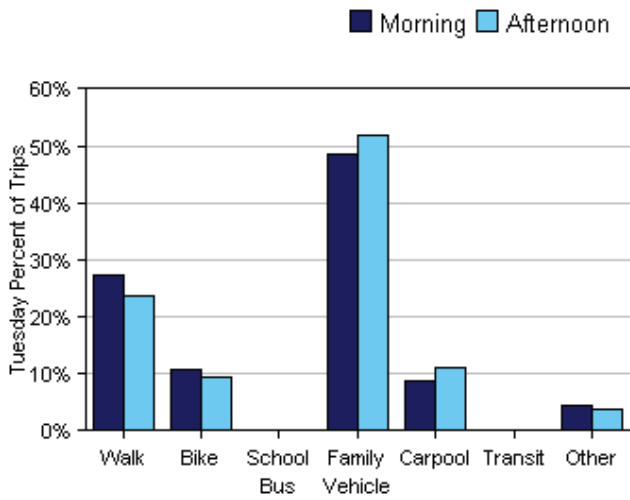


Morning and Afternoon Travel Mode Comparison

	Number of Trips	Walk	Bike	School Bus	Family Vehicle	Carpool	Transit	Other
Morning	1856	28%	11%	0%	48%	9%	0%	5%
Afternoon	1809	25%	9%	0.1%	49%	12%	0%	4%

Percentages may not total 100% due to rounding.

Morning and Afternoon Travel Mode Comparison by Day

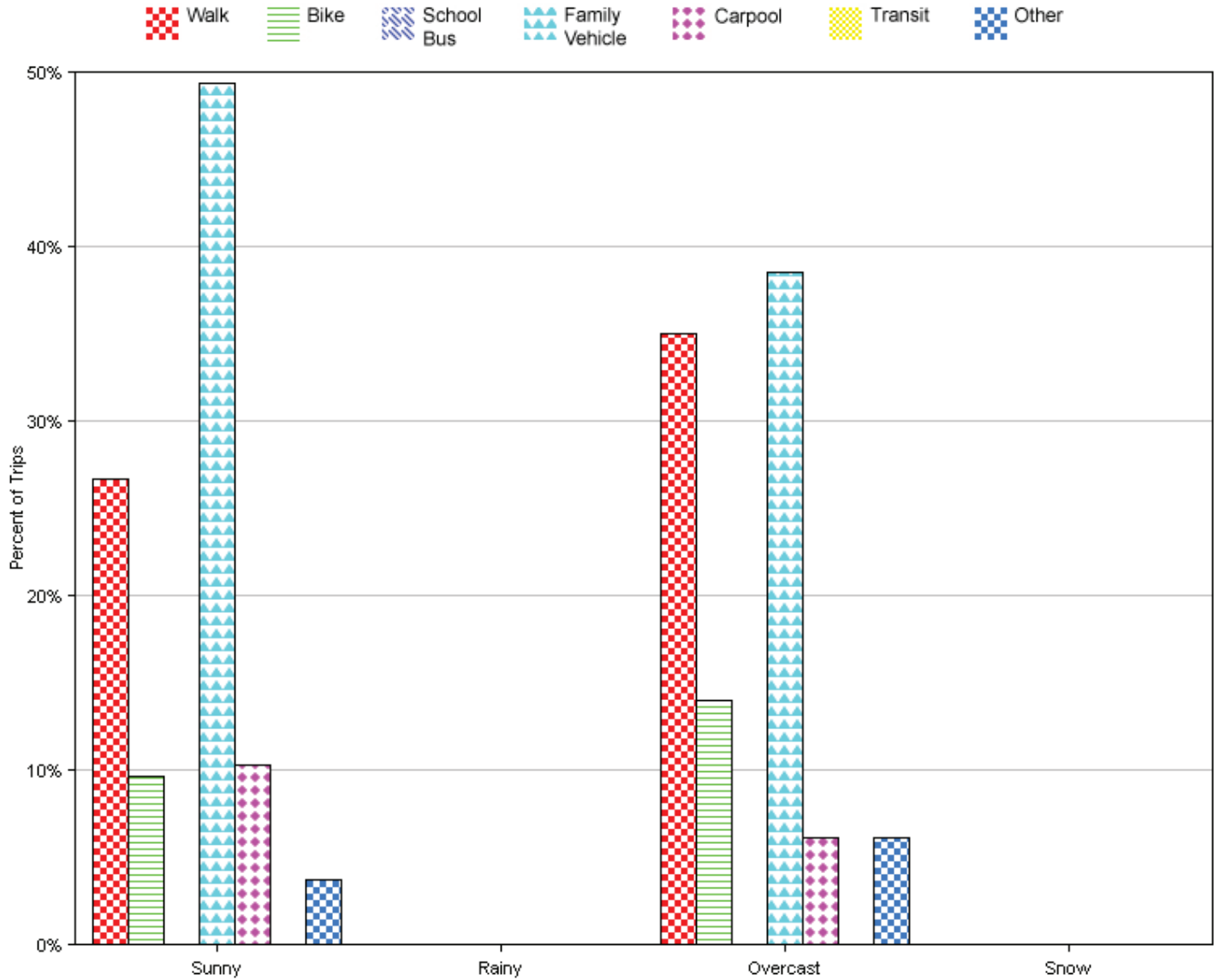


Morning and Afternoon Travel Mode Comparison by Day

	Number of Trips	Walk	Bike	School Bus	Family Vehicle	Carpool	Transit	Other
Tuesday AM	638	27%	11%	0%	49%	9%	0%	4%
Tuesday PM	629	24%	9%	0%	52%	11%	0%	4%
Wednesday AM	632	32%	12%	0%	43%	9%	0%	5%
Wednesday PM	628	28%	10%	0%	47%	11%	0%	4%
Thursday AM	586	25%	9%	0%	52%	9%	0%	5%
Thursday PM	552	24%	8%	0.2%	49%	13%	0%	5%

Percentages may not total 100% due to rounding.

Travel Mode by Weather Conditions



Travel Mode by Weather Condition

Weather Condition	Number of Trips	Walk	Bike	School Bus	Family Vehicle	Carpool	Transit	Other
Sunny	3267	27%	10%	0.0%	49%	10%	0%	4%
Rainy	0	0%	0%	0%	0%	0%	0%	0%
Overcast	114	35%	14%	0%	39%	6%	0%	6%
Snow	0	0%	0%	0%	0%	0%	0%	0%

Percentages may not total 100% due to rounding.