

# Student Travel Tally Report: One School in One Data Collection Period

**School Name:** Bacich

**Set ID:** 15924

**School Group:** Safe Routes to School

**Month and Year Collected:** September 2014

**School Enrollment:** 703

**Date Report Generated:** 12/02/2014

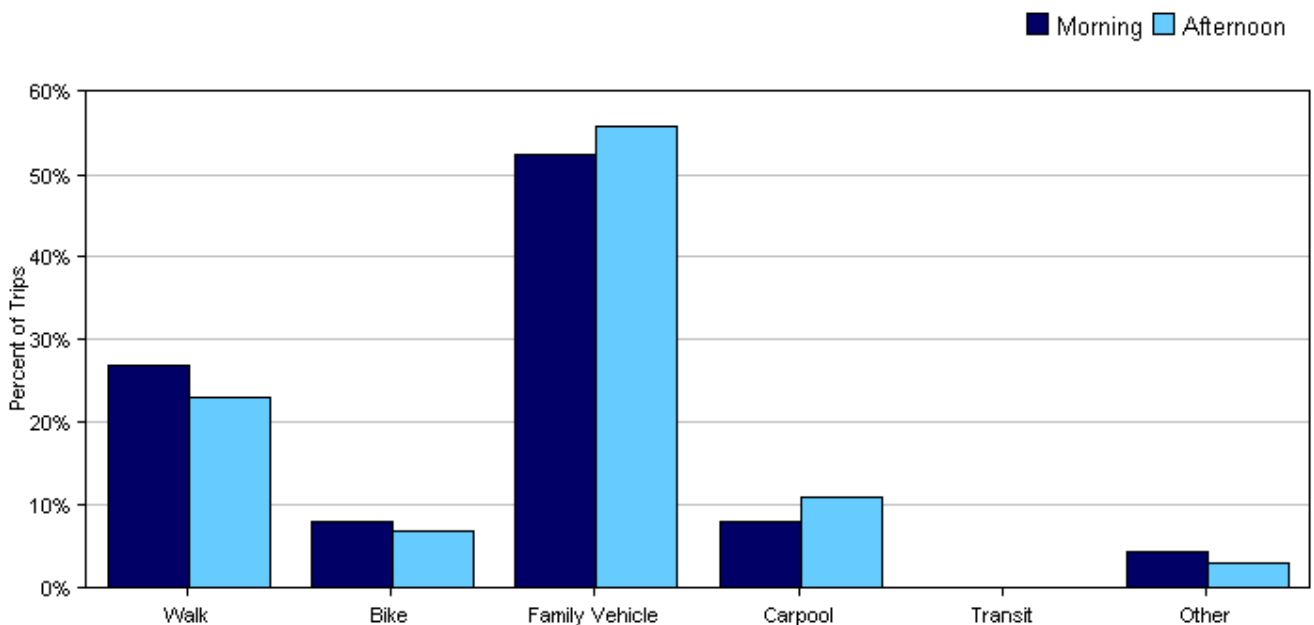
**% of Students reached by SRTS activities:** Don't Know

**Tags:**

**Number of Classrooms  
Included in Report:** 31

This report contains information from your school's classrooms about students' trip to and from school. The data used in this report were collected using the in-class Student Travel Tally questionnaire from the National Center for Safe Routes to School.

## Morning and Afternoon Travel Mode Comparison

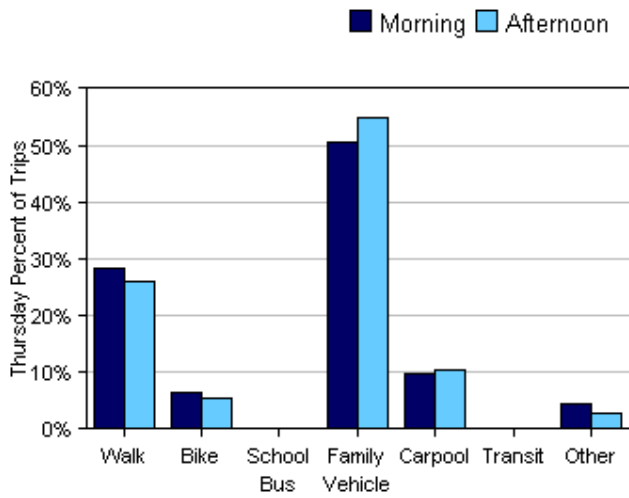
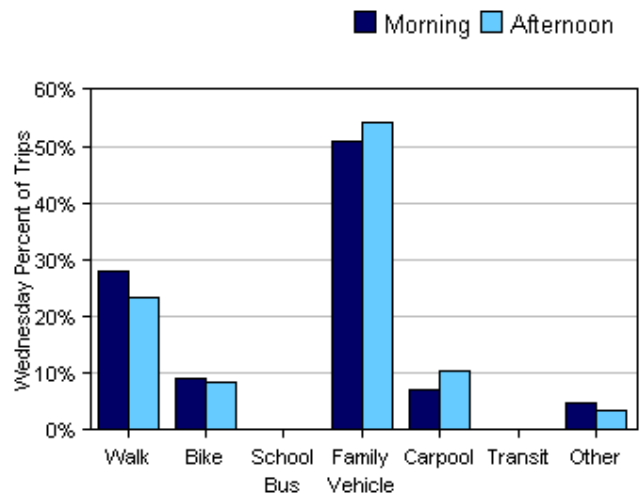
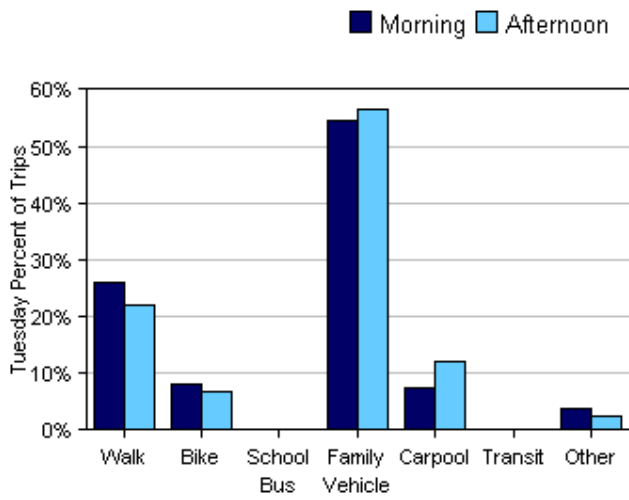


## Morning and Afternoon Travel Mode Comparison

	Number of Trips	Walk	Bike	School Bus	Family Vehicle	Carpool	Transit	Other
Morning	1755	27%	8%	0%	52%	8%	0.1%	4%
Afternoon	1702	23%	7%	0%	56%	11%	0.1%	3%

Percentages may not total 100% due to rounding.

## Morning and Afternoon Travel Mode Comparison by Day

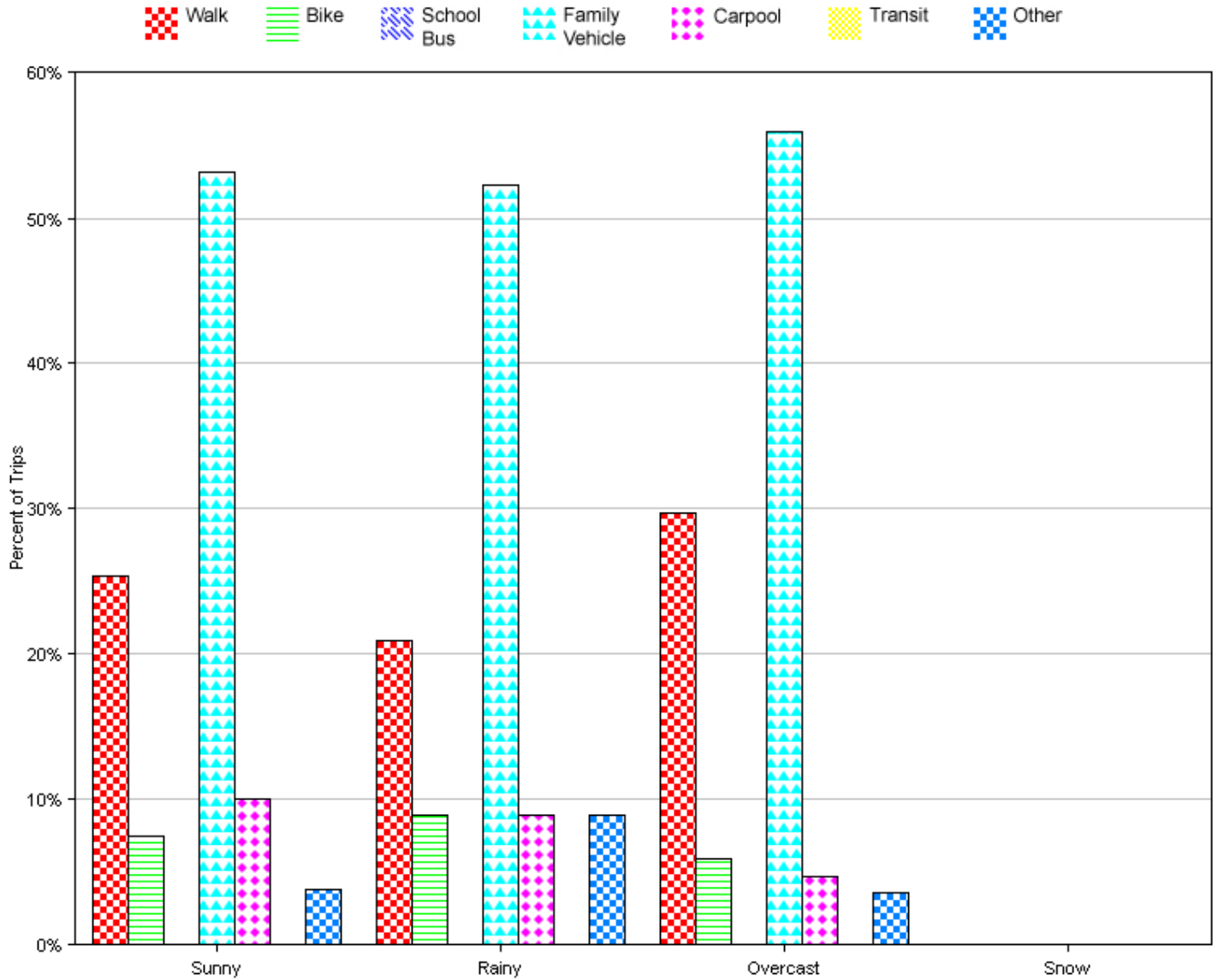


## Morning and Afternoon Travel Mode Comparison by Day

	Number of Trips	Walk	Bike	School Bus	Family Vehicle	Carpool	Transit	Other
Tuesday AM	662	26%	8%	0%	54%	8%	0.2%	4%
Tuesday PM	631	22%	7%	0%	57%	12%	0%	3%
Wednesday AM	646	28%	9%	0%	51%	7%	0%	5%
Wednesday PM	626	23%	8%	0%	54%	11%	0%	4%
Thursday AM	342	28%	6%	0%	51%	10%	0.3%	4%
Thursday PM	340	26%	6%	0%	55%	10%	0.3%	3%

Percentages may not total 100% due to rounding.

## Travel Mode by Weather Conditions



## Travel Mode by Weather Condition

Weather Condition	Number of Trips	Walk	Bike	School Bus	Family Vehicle	Carpool	Transit	Other
Sunny	3182	25%	8%	0%	53%	10%	0.1%	4%
Rainy	67	21%	9%	0%	52%	9%	0%	9%
Overcast	84	30%	6%	0%	56%	5%	0%	4%
Snow	0	0%	0%	0%	0%	0%	0%	0%

Percentages may not total 100% due to rounding.