

# Student Travel Tally Report: One School in One Data Collection Period

**School Name:** Bacich

**Set ID:** 29481

**School Group:** Marin Safe Routes to Schools

**Month and Year Collected:** September 2019

**School Enrollment:** 653

**Date Report Generated:** 11/05/2019

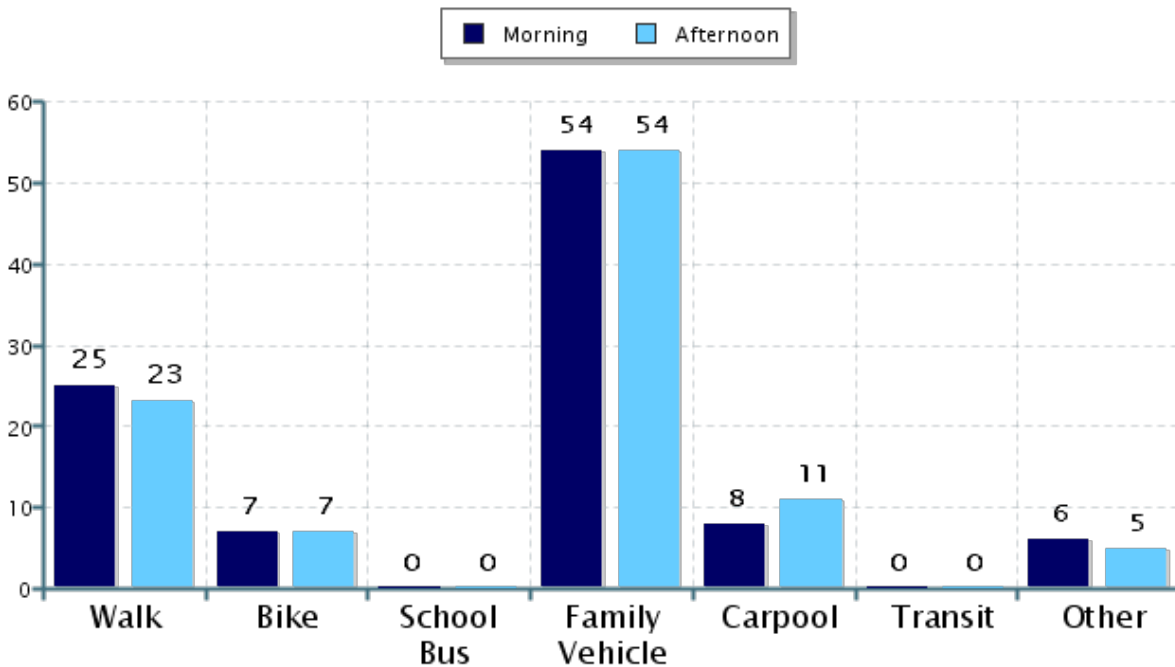
**% of Students reached by SRTS activities:** Don't Know

**Tags:**

**Number of Classrooms  
Included in Report:** 32

This report contains information from your school's classrooms about students' trip to and from school. The data used in this report were collected using the in-class Student Travel Tally questionnaire from the National Center for Safe Routes to School.

## Morning and Afternoon Travel Mode Comparison



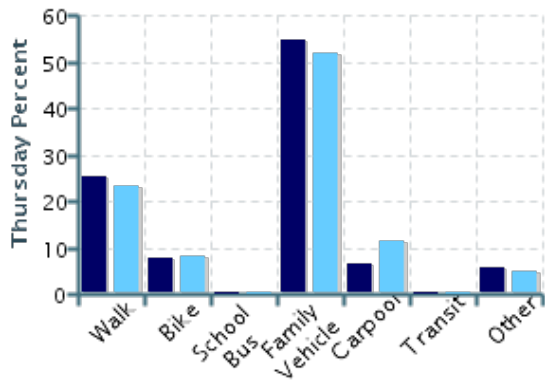
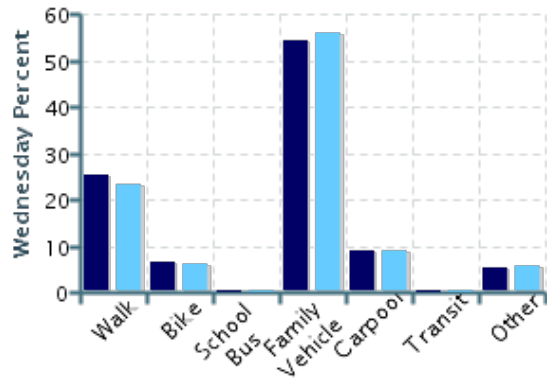
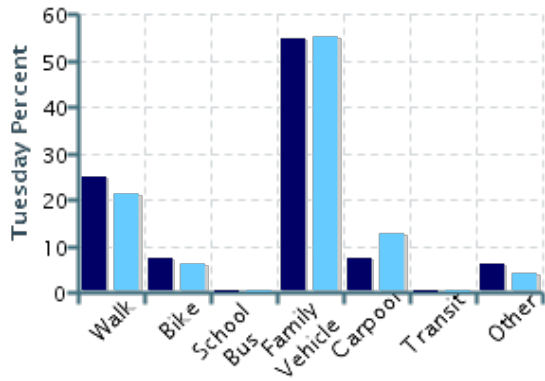
## Morning and Afternoon Travel Mode Comparison

	Number of Trips	Walk	Bike	School Bus	Family Vehicle	Carpool	Transit	Other
Morning	1164	25%	7%	0%	54%	8%	0%	6%
Afternoon	1117	23%	7%	0%	54%	11%	0%	5%

Percentages may not total 100% due to rounding.

## Morning and Afternoon Travel Mode Comparison by Day

■ Morning      ■ Afternoon

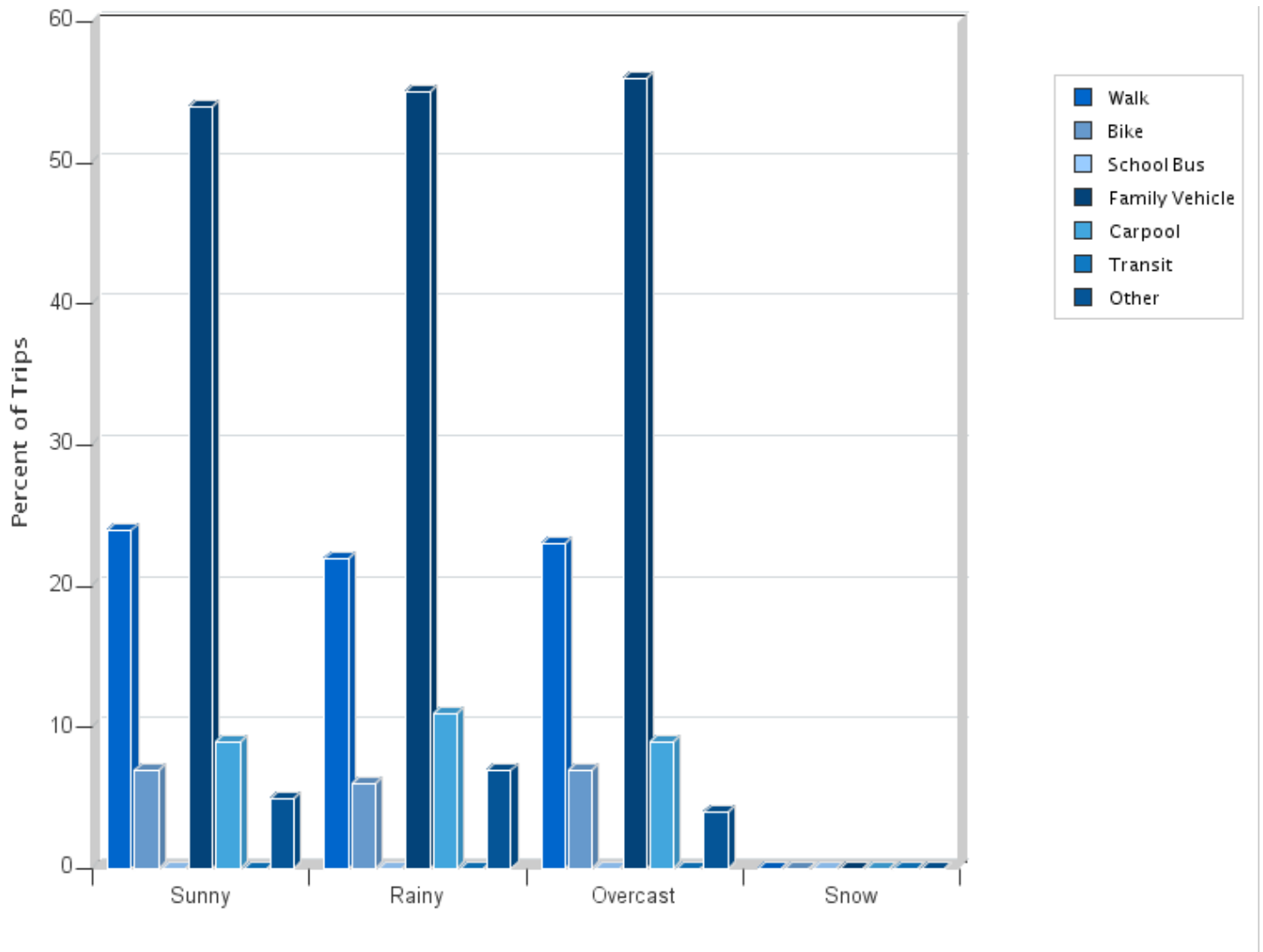


## Morning and Afternoon Travel Mode Comparison by Day

	Number of Trips	Walk	Bike	School Bus	Family Vehicle	Carpool	Transit	Other
Tuesday AM	376	25%	7%	0%	55%	7%	0%	6%
Tuesday PM	351	21%	6%	0%	55%	13%	0%	4%
Wednesday AM	395	25%	6%	0%	54%	9%	0%	5%
Wednesday PM	394	23%	6%	0%	56%	9%	0%	6%
Thursday AM	393	25%	8%	0%	55%	7%	0%	6%
Thursday PM	372	23%	8%	0%	52%	12%	0%	5%

Percentages may not total 100% due to rounding.

### Travel Mode by Weather Conditions



### Travel Mode by Weather Condition

Weather Condition	Number of Trips	Walk	Bike	School Bus	Family Vehicle	Carpool	Transit	Other
Sunny	1788	24%	7%	0%	54%	9%	0%	5%
Rainy	168	22%	6%	0%	55%	11%	0%	7%
Overcast	325	23%	7%	0%	56%	9%	0%	4%
Snow	0	0%	0%	0%	0%	0%	0%	0%

Percentages may not total 100% due to rounding.