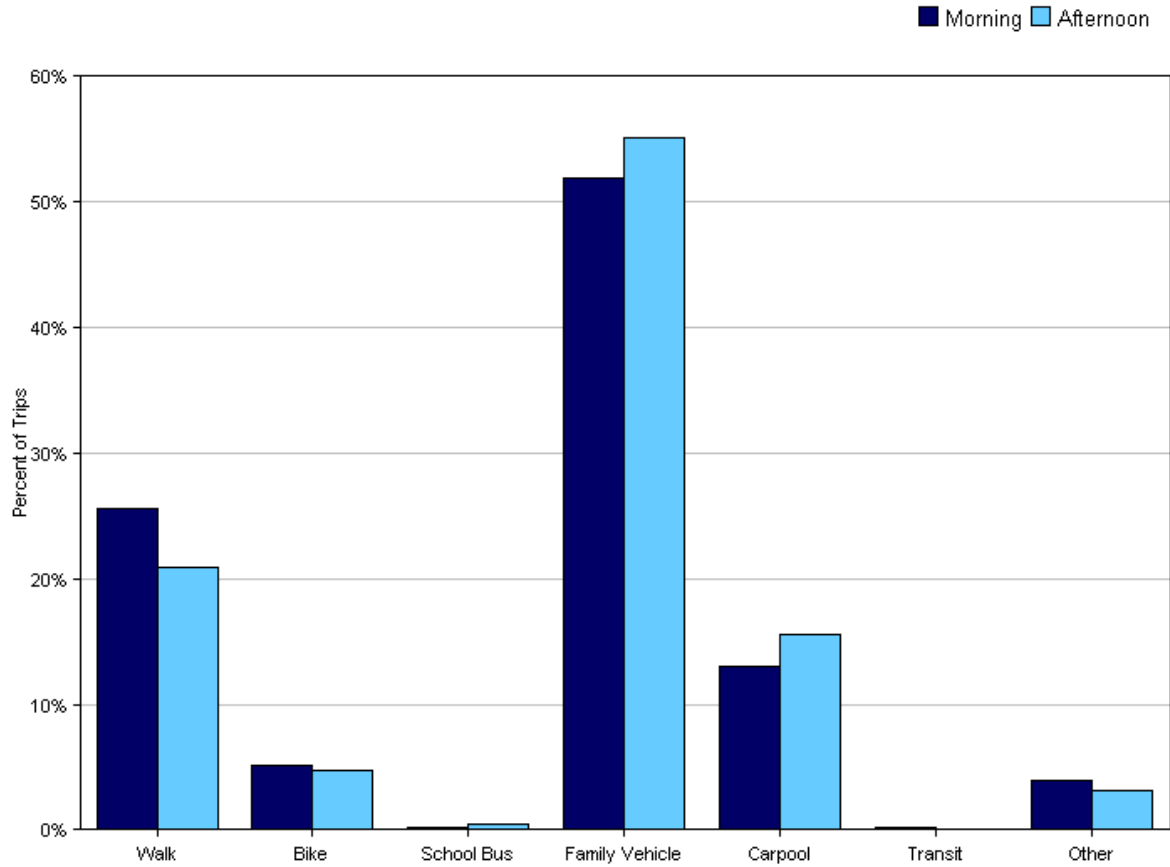


Tally Report Summary

Program Name:	Safe Routes to School	Month and Year Collected:	April 2013
School Name:	Bacich	Set ID:	11771
School Enrollment:	655	Date Report Generated:	05/04/2013
Enrollment within Grades Targeted by SRTS Program:	655	Number of Classrooms Included in Report:	25
Number of Classrooms in School:	31		

This report contains information from parents about their children's trip to and from school. The data used in this report were collected using the in-class Student Travel Tally questionnaire from the National Center for Safe Routes to School.

Morning and Afternoon Travel Mode Comparison

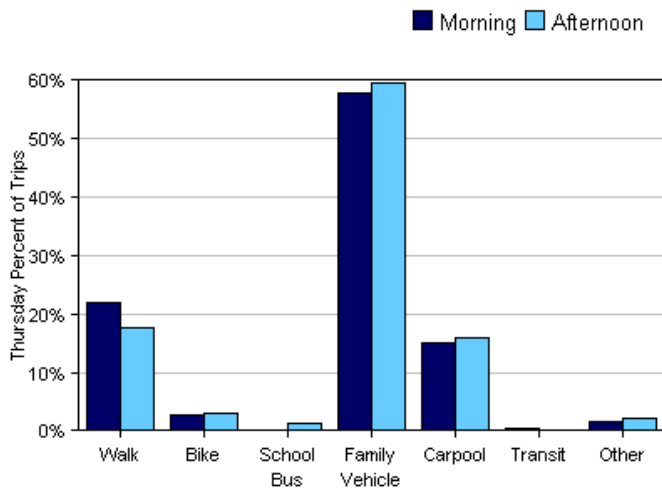
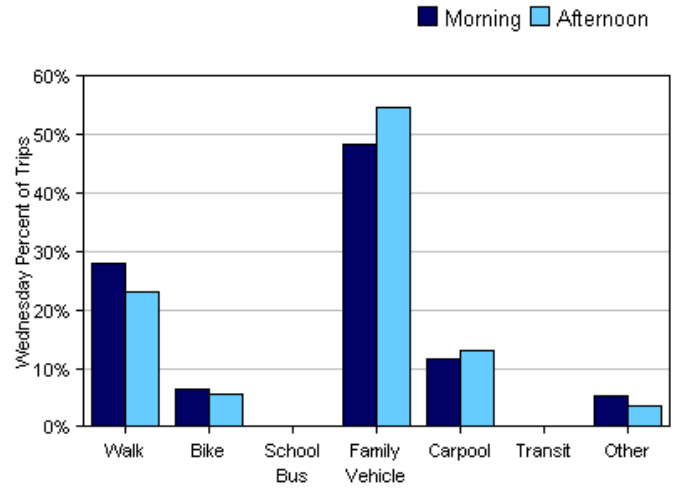
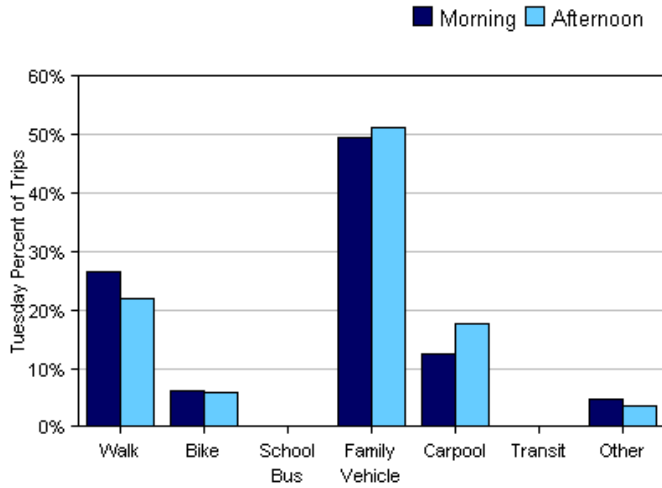


Morning and Afternoon Travel Mode Comparison

	Number of Trips	Walk	Bike	School Bus	Family Vehicle	Carpool	Transit	Other
Morning	1523	26%	5%	0.2%	52%	13%	0.2%	4%
Afternoon	1354	21%	5%	0.4%	55%	16%	0%	3%

Percentages may not total 100% due to rounding.

Morning and Afternoon Travel Mode Comparison by Day

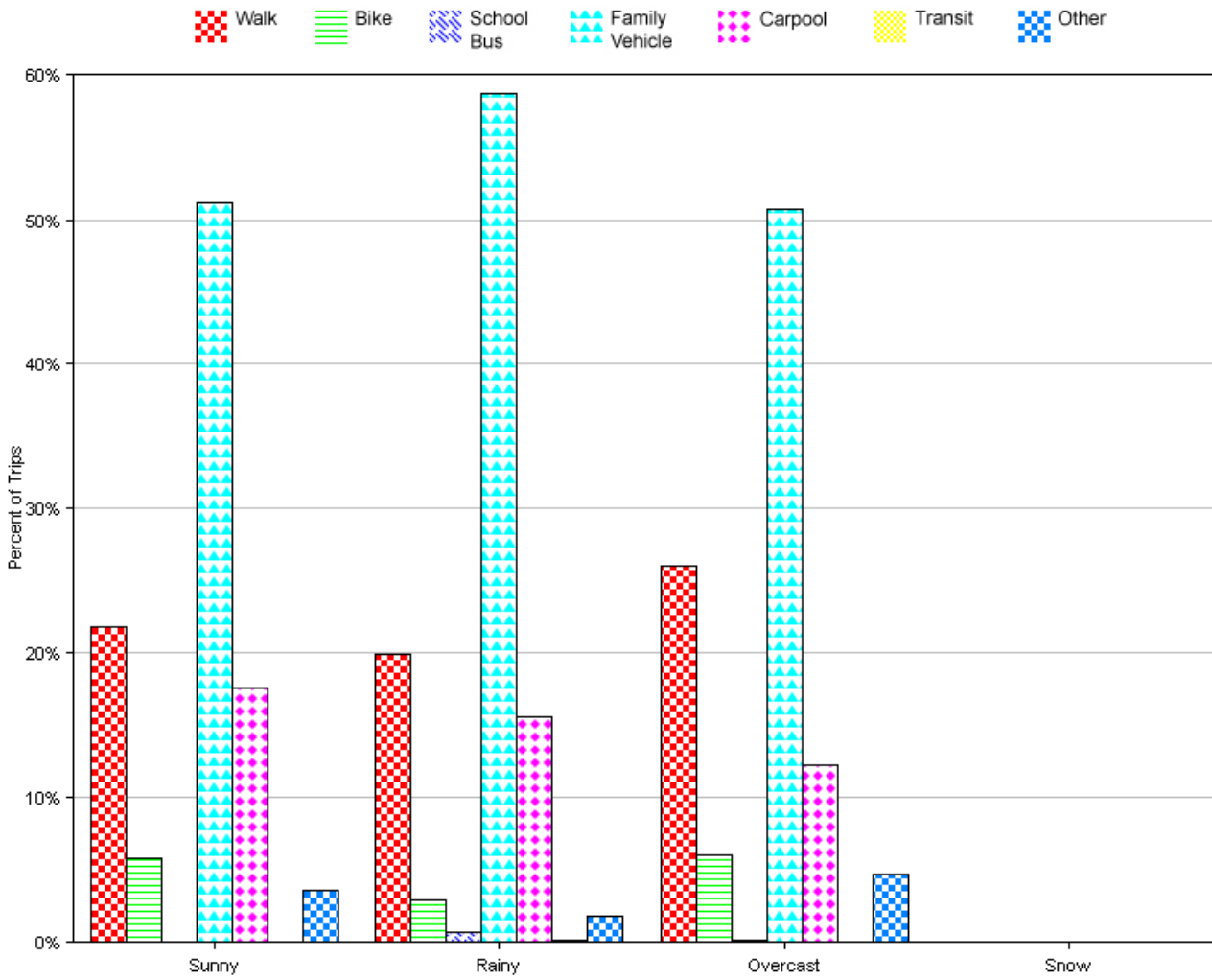


Morning and Afternoon Travel Mode Comparison by Day

	Number of Trips	Walk	Bike	School Bus	Family Vehicle	Carpool	Transit	Other
Tuesday AM	500	27%	6%	0.2%	50%	12%	0.2%	5%
Tuesday PM	448	22%	6%	0%	51%	18%	0%	4%
Wednesday AM	516	28%	6%	0.2%	48%	12%	0%	5%
Wednesday PM	456	23%	5%	0%	55%	13%	0%	4%
Thursday AM	507	22%	3%	0.2%	58%	15%	0.4%	2%
Thursday PM	450	18%	3%	1%	60%	16%	0%	2%

Percentages may not total 100% due to rounding.

Travel Mode by Weather Conditions



Travel Mode by Weather Condition

Weather Condition	Number of Trips	Walk	Bike	School Bus	Family Vehicle	Carpool	Transit	Other
Sunny	448	22%	6%	0%	51%	18%	0%	4%
Rainy	957	20%	3%	0.7%	59%	16%	0.2%	2%
Overcast	1472	26%	6%	0.1%	51%	12%	0.1%	5%
Snow	0	0%	0%	0%	0%	0%	0%	0%

Percentages may not total 100% due to rounding.