

# Student Travel Tally Report: One School in One Data Collection Period

**School Name:** Bacich

**Set ID:** 15185

**School Group:** Safe Routes to School

**Month and Year Collected:** May 2014

**School Enrollment:** 708

**Date Report Generated:** 08/07/2014

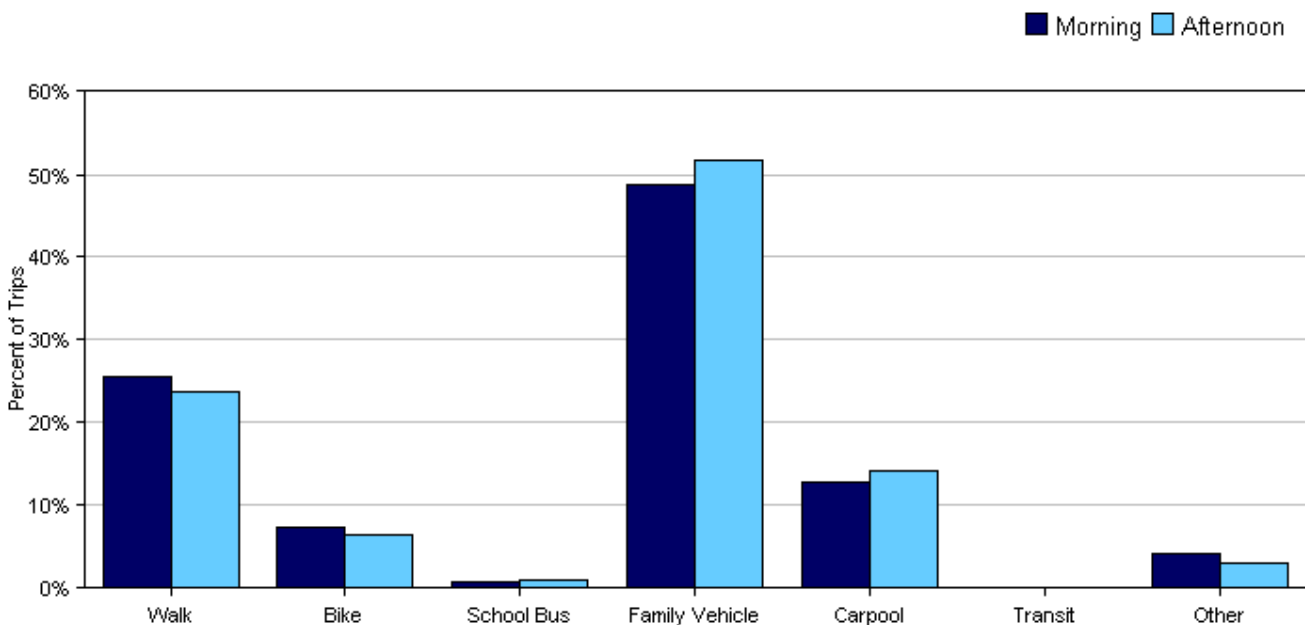
**% of Students reached by SRTS activities:** 76-100%

**Tags:**

**Number of Classrooms  
Included in Report:** 30

This report contains information from your school's classrooms about students' trip to and from school. The data used in this report were collected using the in-class Student Travel Tally questionnaire from the National Center for Safe Routes to School.

## Morning and Afternoon Travel Mode Comparison

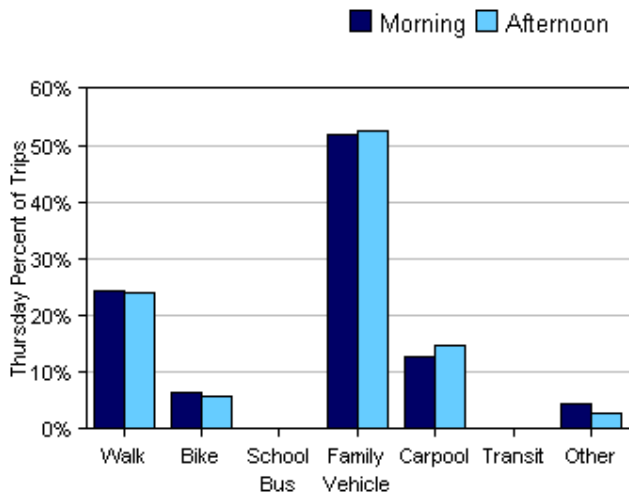
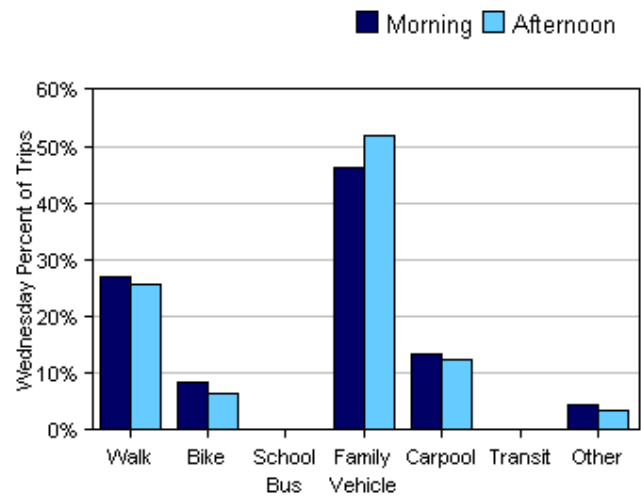
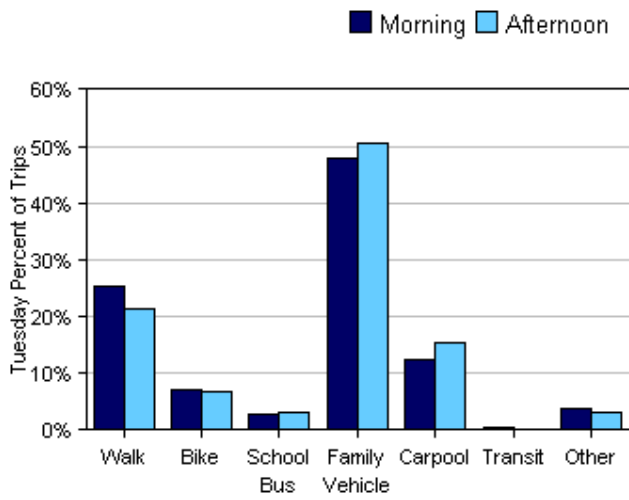


## Morning and Afternoon Travel Mode Comparison

	Number of Trips	Walk	Bike	School Bus	Family Vehicle	Carpool	Transit	Other
Morning	1836	26%	7%	0.9%	49%	13%	0.2%	4%
Afternoon	1782	24%	6%	1%	52%	14%	0%	3%

Percentages may not total 100% due to rounding.

## Morning and Afternoon Travel Mode Comparison by Day

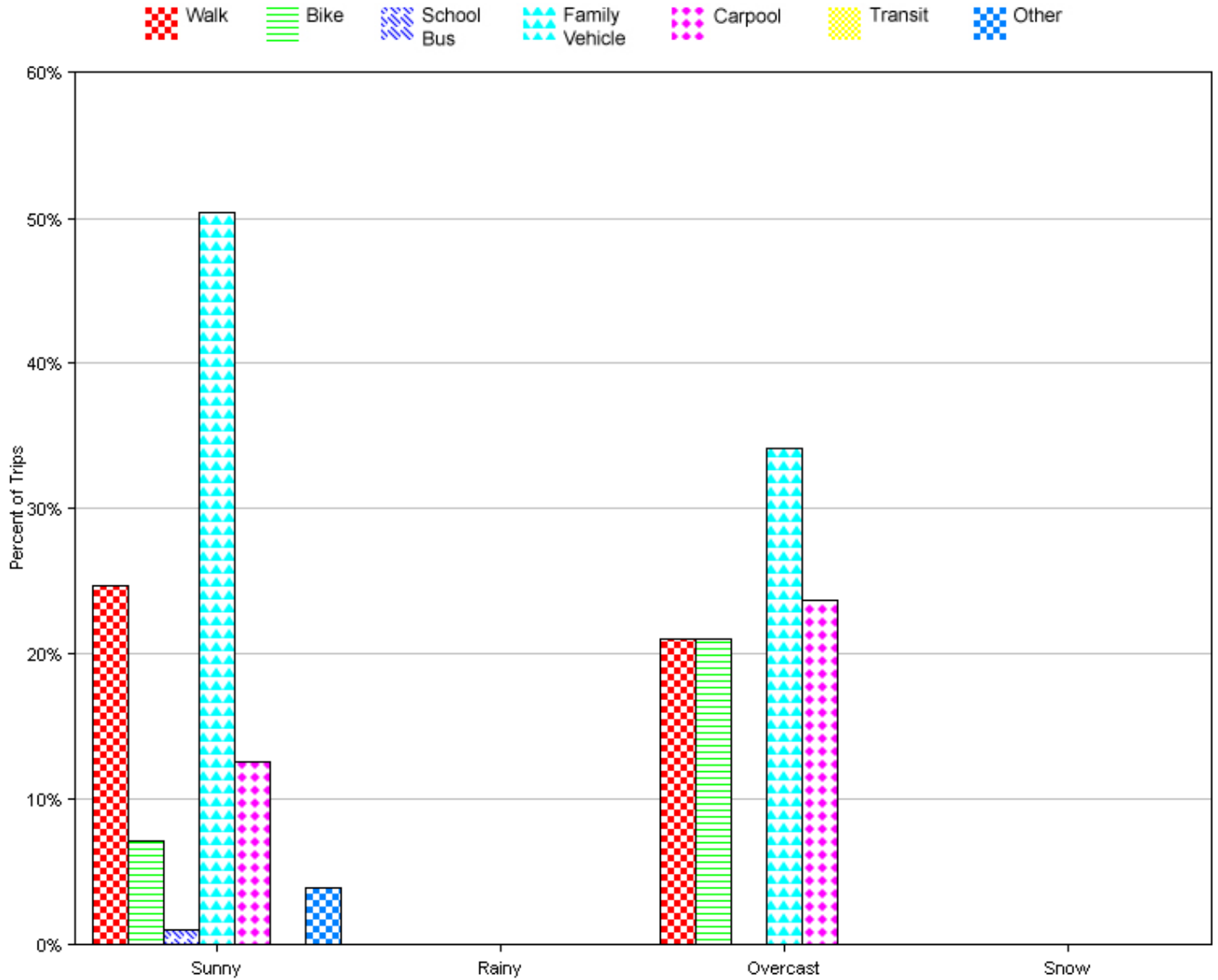


## Morning and Afternoon Travel Mode Comparison by Day

	Number of Trips	Walk	Bike	School Bus	Family Vehicle	Carpool	Transit	Other
Tuesday AM	596	26%	7%	3%	48%	12%	0.3%	4%
Tuesday PM	577	21%	7%	3%	50%	15%	0%	3%
Wednesday AM	628	27%	9%	0%	46%	14%	0%	4%
Wednesday PM	606	26%	7%	0%	52%	13%	0%	3%
Thursday AM	612	24%	6%	0%	52%	13%	0.2%	4%
Thursday PM	599	24%	6%	0%	53%	15%	0%	3%

Percentages may not total 100% due to rounding.

## Travel Mode by Weather Conditions



## Travel Mode by Weather Condition

Weather Condition	Number of Trips	Walk	Bike	School Bus	Family Vehicle	Carpool	Transit	Other
Sunny	3107	25%	7%	1%	50%	13%	0.1%	4%
Rainy	0	0%	0%	0%	0%	0%	0%	0%
Overcast	38	21%	21%	0%	34%	24%	0%	0%
Snow	0	0%	0%	0%	0%	0%	0%	0%

Percentages may not total 100% due to rounding.