

Student Travel Tally Report: One School in One Data Collection Period

School Name: Bacich

Set ID: 28175

School Group: Marin Safe Routes to Schools

Month and Year Collected: May 2019

School Enrollment: 635

Date Report Generated: 06/03/2019

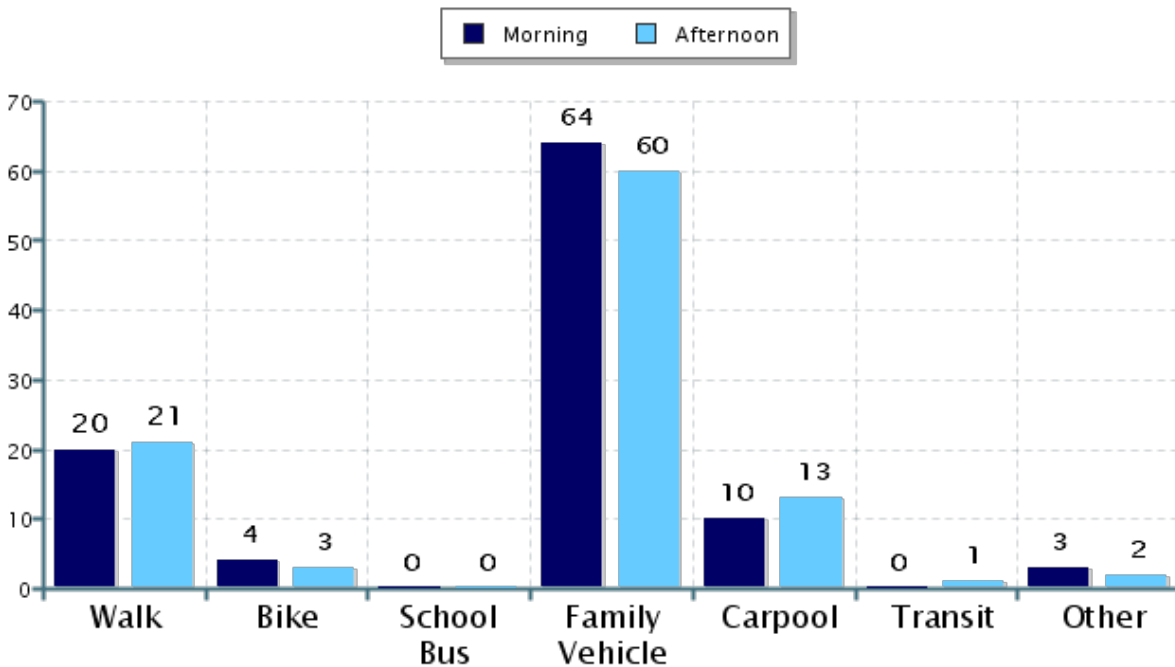
% of Students reached by SRTS activities: Don't Know

Tags:

**Number of Classrooms
Included in Report:** 20

This report contains information from your school's classrooms about students' trip to and from school. The data used in this report were collected using the in-class Student Travel Tally questionnaire from the National Center for Safe Routes to School.

Morning and Afternoon Travel Mode Comparison



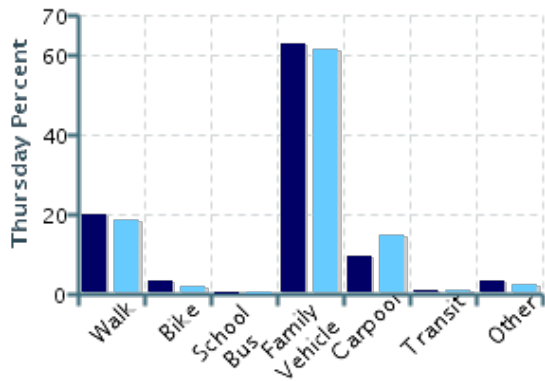
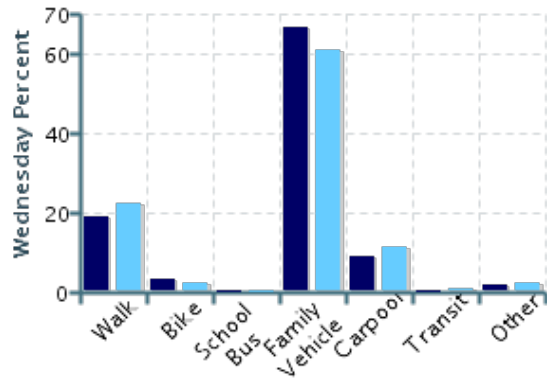
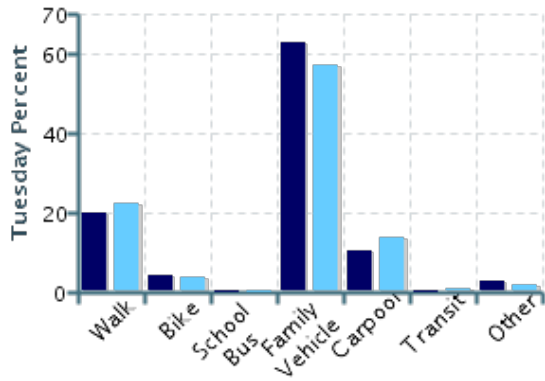
Morning and Afternoon Travel Mode Comparison

	Number of Trips	Walk	Bike	School Bus	Family Vehicle	Carpool	Transit	Other
Morning	1031	20%	4%	0%	64%	10%	0.2%	3%
Afternoon	972	21%	3%	0%	60%	13%	0.7%	2%

Percentages may not total 100% due to rounding.

Morning and Afternoon Travel Mode Comparison by Day

■ Morning ■ Afternoon

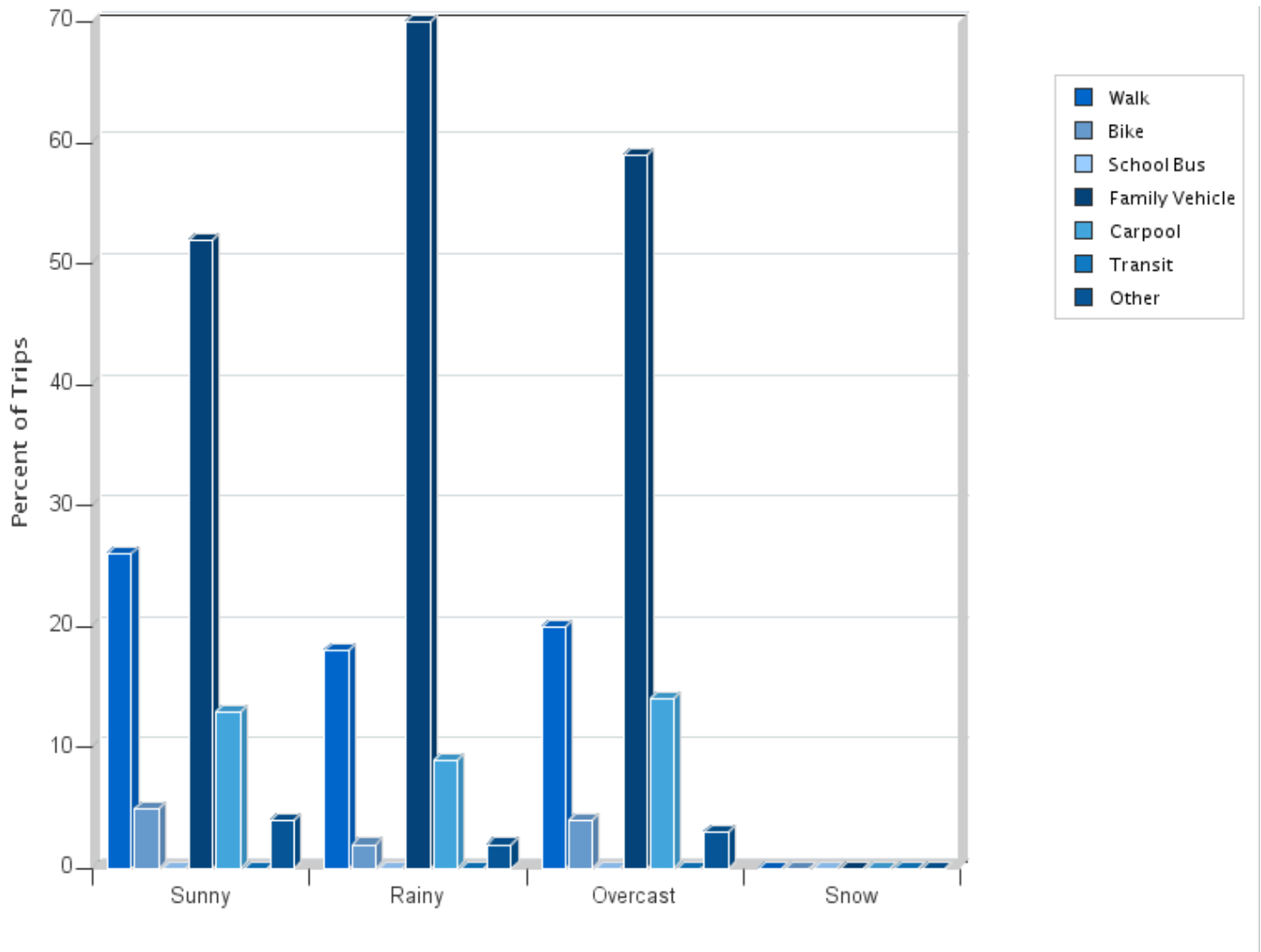


Morning and Afternoon Travel Mode Comparison by Day

	Number of Trips	Walk	Bike	School Bus	Family Vehicle	Carpool	Transit	Other
Tuesday AM	373	20%	4%	0%	63%	10%	0%	3%
Tuesday PM	354	23%	4%	0%	57%	14%	0.6%	2%
Wednesday AM	340	19%	3%	0%	67%	9%	0%	2%
Wednesday PM	320	22%	3%	0%	61%	11%	0.6%	3%
Thursday AM	318	20%	3%	0%	63%	10%	0.6%	3%
Thursday PM	298	18%	2%	0%	61%	15%	1%	2%

Percentages may not total 100% due to rounding.

Travel Mode by Weather Conditions



Travel Mode by Weather Condition

Weather Condition	Number of Trips	Walk	Bike	School Bus	Family Vehicle	Carpool	Transit	Other
Sunny	533	26%	5%	0%	52%	13%	0.4%	4%
Rainy	864	18%	2%	0%	70%	9%	0.5%	2%
Overcast	606	20%	4%	0%	59%	14%	0.5%	3%
Snow	0	0%	0%	0%	0%	0%	0%	0%

Percentages may not total 100% due to rounding.