

Student Travel Tally Report: One School in One Data Collection Period

School Name: Bahia Vista

Set ID: 29482

School Group: Marin Safe Routes to Schools

Month and Year Collected: September 2019

School Enrollment: 552

Date Report Generated: 11/05/2019

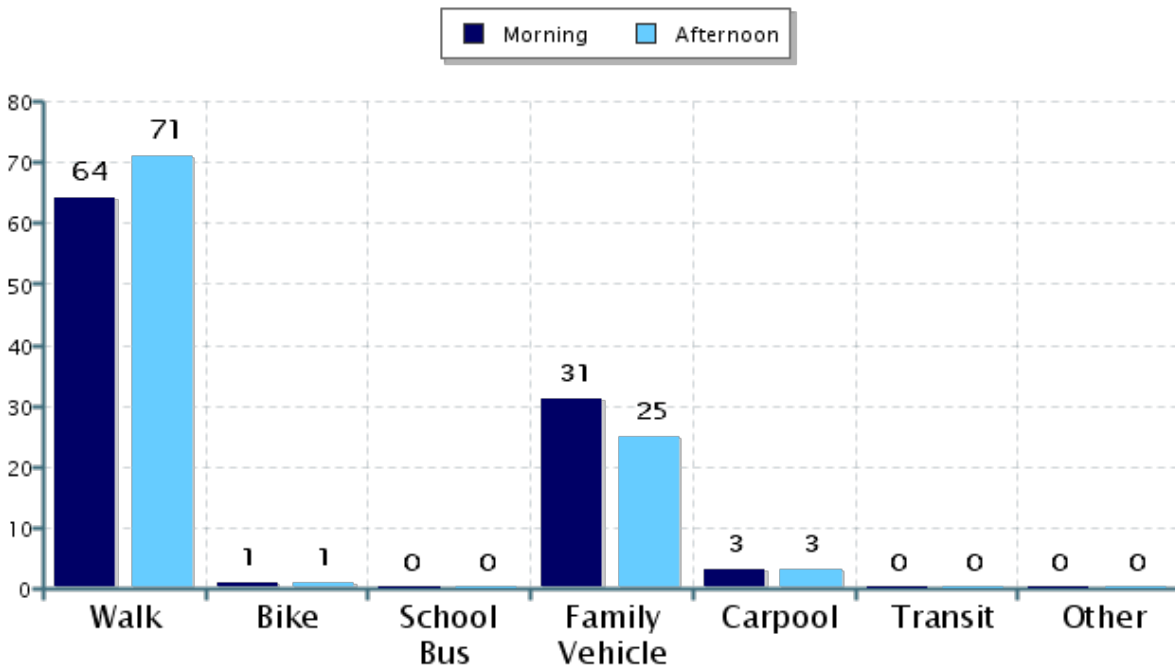
% of Students reached by SRTS activities: Don't Know

Tags:

**Number of Classrooms
Included in Report:** 32

This report contains information from your school's classrooms about students' trip to and from school. The data used in this report were collected using the in-class Student Travel Tally questionnaire from the National Center for Safe Routes to School.

Morning and Afternoon Travel Mode Comparison



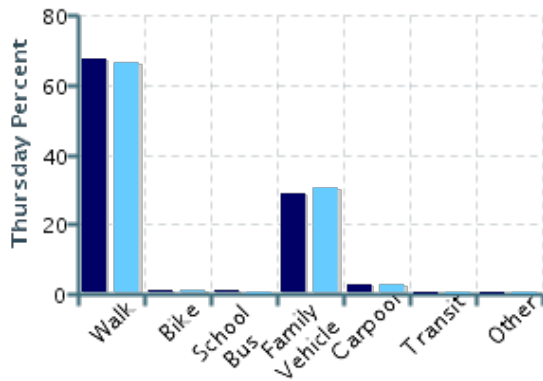
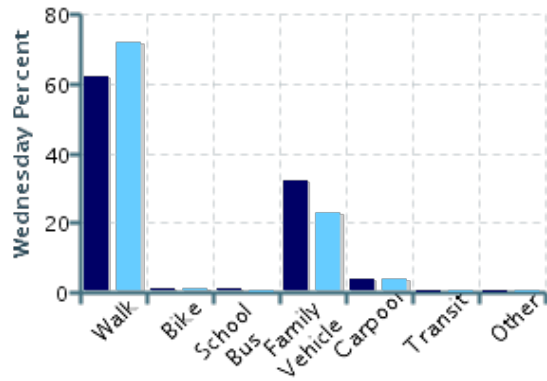
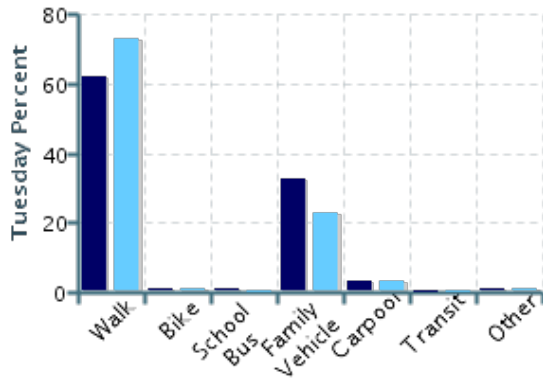
Morning and Afternoon Travel Mode Comparison

	Number of Trips	Walk	Bike	School Bus	Family Vehicle	Carpool	Transit	Other
Morning	1468	64%	1%	0.3%	31%	3%	0%	0.1%
Afternoon	1343	71%	1%	0%	25%	3%	0%	0.1%

Percentages may not total 100% due to rounding.

Morning and Afternoon Travel Mode Comparison by Day

■ Morning ■ Afternoon

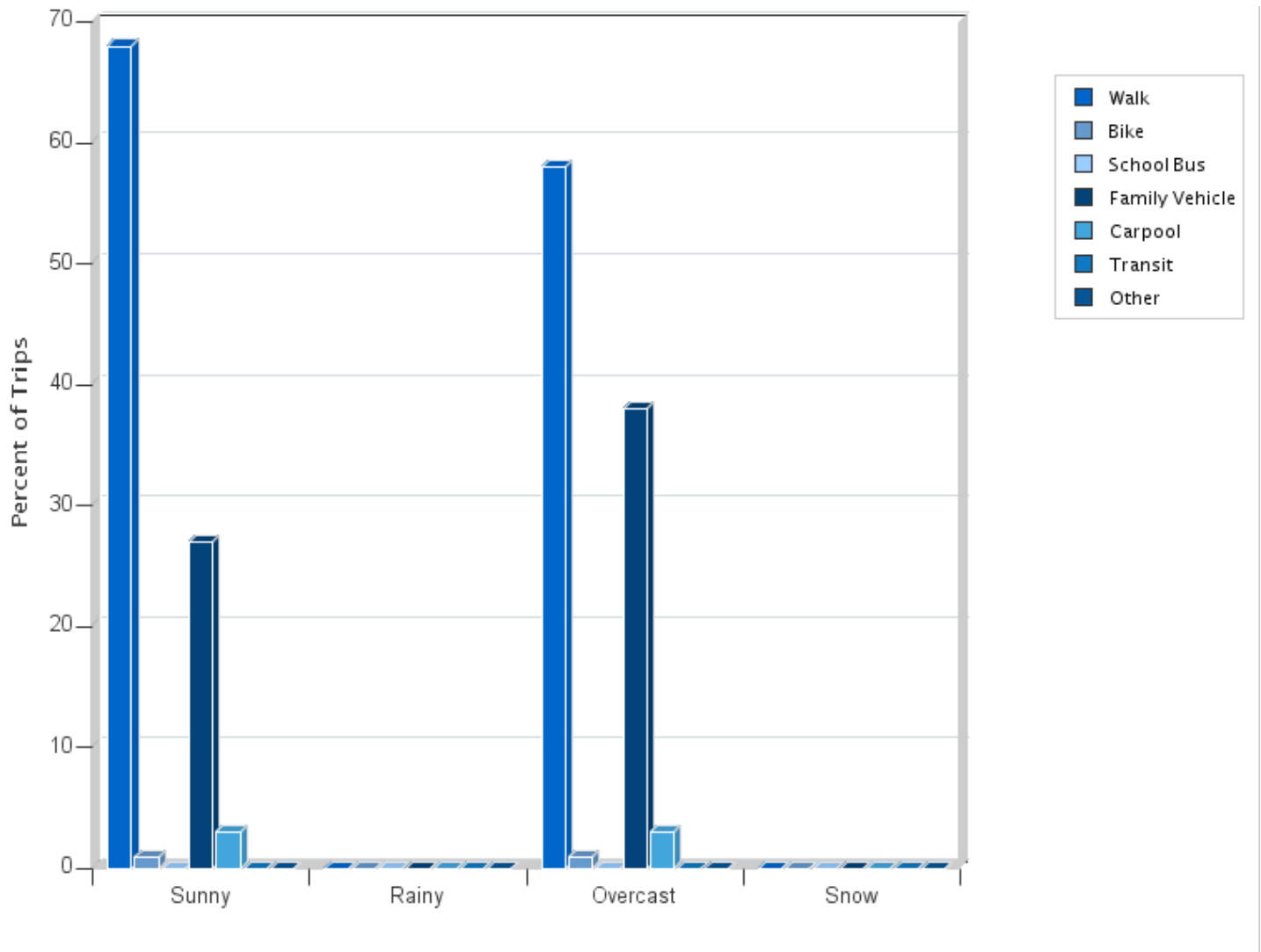


Morning and Afternoon Travel Mode Comparison by Day

	Number of Trips	Walk	Bike	School Bus	Family Vehicle	Carpool	Transit	Other
Tuesday AM	488	62%	1%	0.4%	33%	3%	0%	0.2%
Tuesday PM	488	73%	1%	0%	23%	3%	0%	0.2%
Wednesday AM	447	62%	1%	0.2%	32%	4%	0%	0%
Wednesday PM	447	72%	1%	0%	23%	4%	0%	0%
Thursday AM	533	68%	0.6%	0.2%	29%	3%	0%	0%
Thursday PM	408	66%	0.7%	0%	30%	3%	0%	0%

Percentages may not total 100% due to rounding.

Travel Mode by Weather Conditions



Travel Mode by Weather Condition

Weather Condition	Number of Trips	Walk	Bike	School Bus	Family Vehicle	Carpool	Transit	Other
Sunny	2591	68%	1%	0.2%	27%	3%	0%	0.1%
Rainy	0	0%	0%	0%	0%	0%	0%	0%
Overcast	220	58%	1%	0%	38%	3%	0%	0%
Snow	0	0%	0%	0%	0%	0%	0%	0%

Percentages may not total 100% due to rounding.