

Student Travel Tally Report: One School in One Data Collection Period

School Name: Bahia Vista

Set ID: 17963

School Group: Marin Safe Routes to Schools

Month and Year Collected: May 2015

School Enrollment: 573

Date Report Generated: 09/22/2015

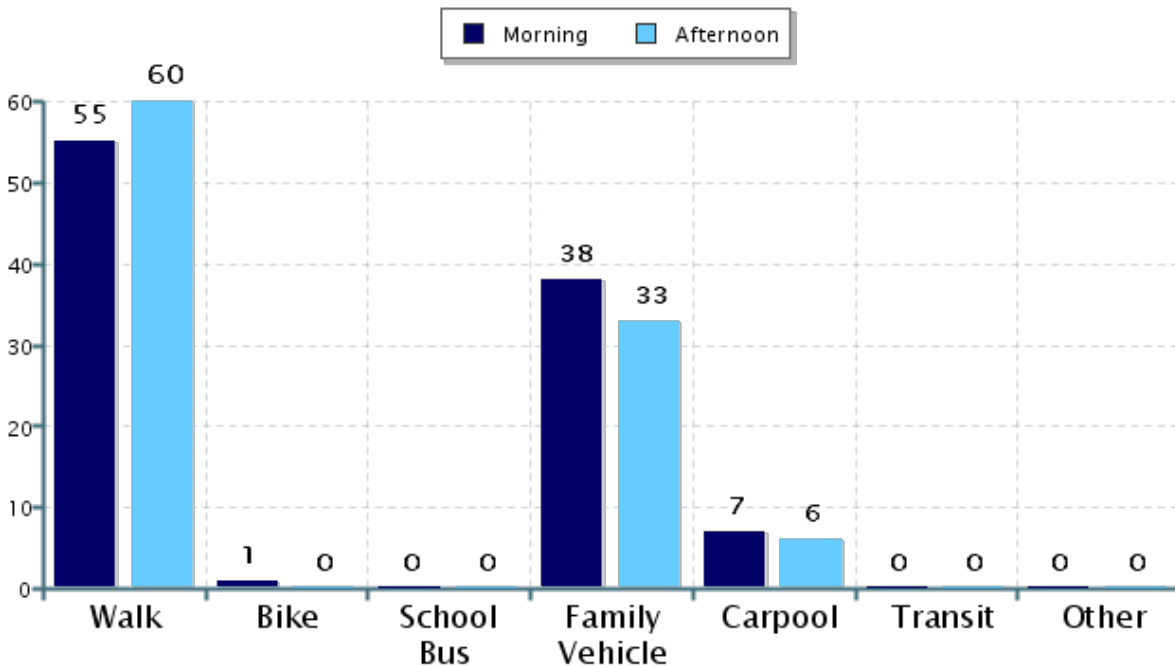
% of Students reached by SRTS activities: 76-100%

Tags:

**Number of Classrooms
Included in Report:** 23

This report contains information from your school's classrooms about students' trip to and from school. The data used in this report were collected using the in-class Student Travel Tally questionnaire from the National Center for Safe Routes to School.

Morning and Afternoon Travel Mode Comparison



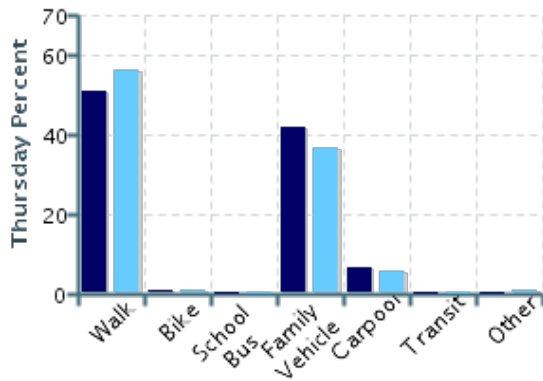
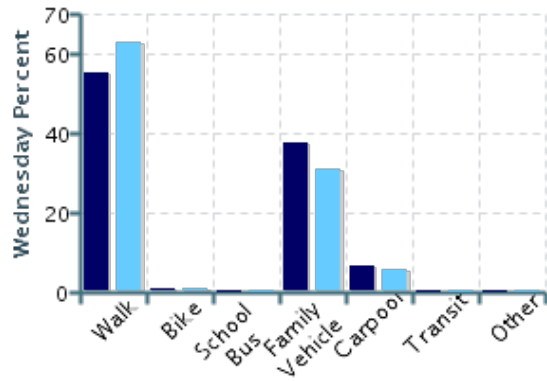
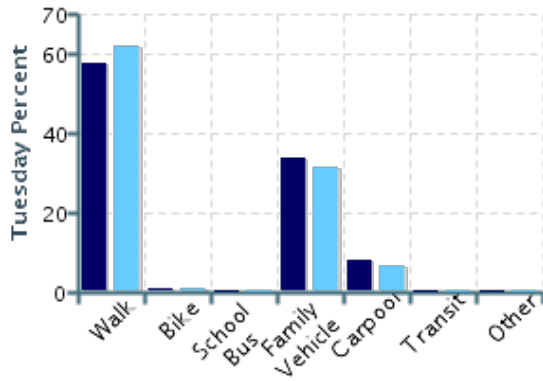
Morning and Afternoon Travel Mode Comparison

	Number of Trips	Walk	Bike	School Bus	Family Vehicle	Carpool	Transit	Other
Morning	1603	55%	0.6%	0%	38%	7%	0%	0%
Afternoon	1605	60%	0.4%	0%	33%	6%	0%	0.1%

Percentages may not total 100% due to rounding.

Morning and Afternoon Travel Mode Comparison by Day

■ Morning ■ Afternoon

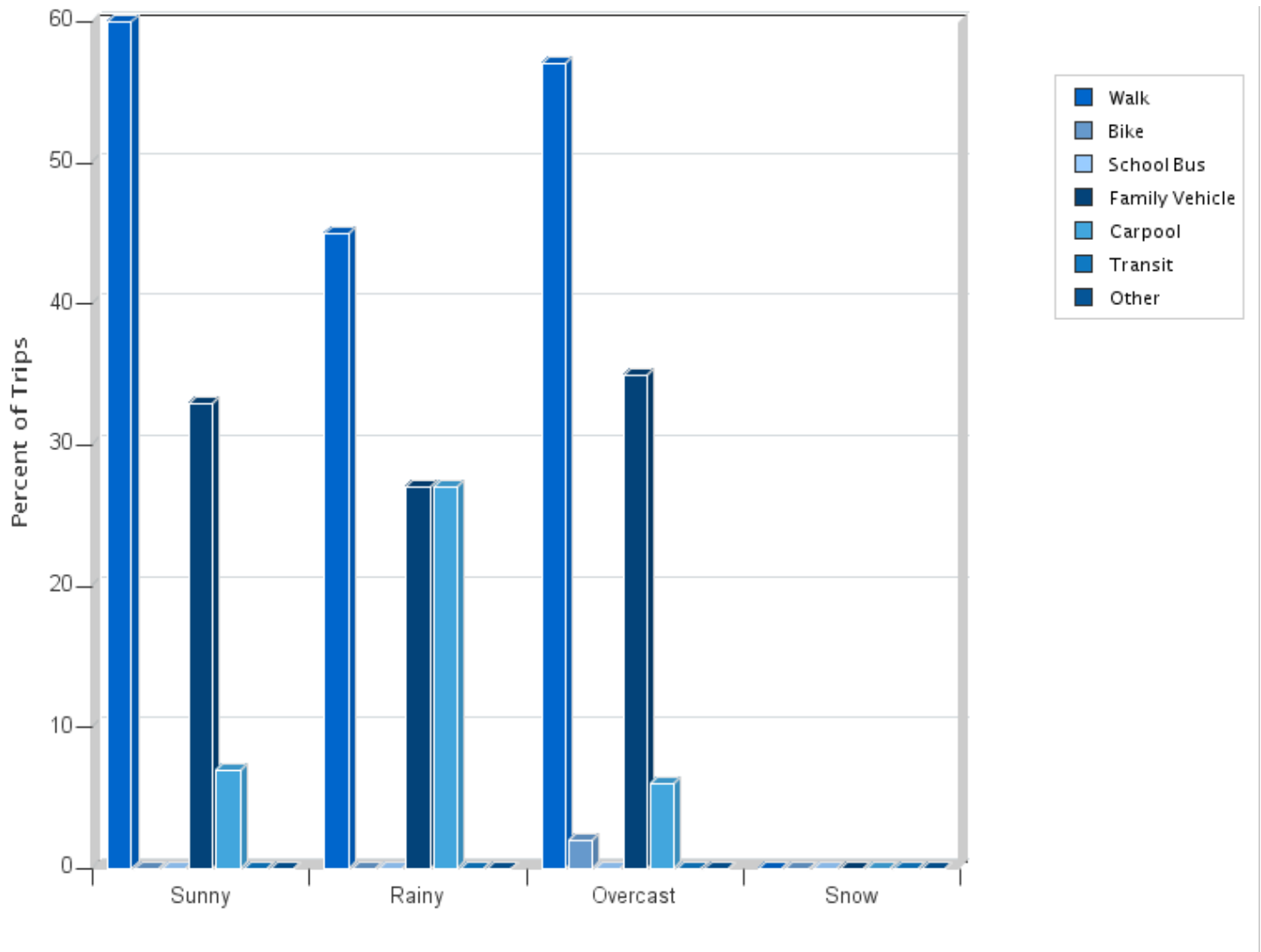


Morning and Afternoon Travel Mode Comparison by Day

	Number of Trips	Walk	Bike	School Bus	Family Vehicle	Carpool	Transit	Other
Tuesday AM	531	57%	0.8%	0%	34%	8%	0%	0%
Tuesday PM	527	62%	0.4%	0%	31%	6%	0%	0%
Wednesday AM	561	55%	0.4%	0%	38%	7%	0%	0%
Wednesday PM	562	63%	0.2%	0%	31%	6%	0%	0%
Thursday AM	511	51%	0.8%	0%	42%	7%	0%	0%
Thursday PM	516	56%	0.8%	0%	37%	6%	0%	0.4%

Percentages may not total 100% due to rounding.

Travel Mode by Weather Conditions



Travel Mode by Weather Condition

Weather Condition	Number of Trips	Walk	Bike	School Bus	Family Vehicle	Carpool	Transit	Other
Sunny	2261	60%	0.4%	0%	33%	7%	0%	0%
Rainy	22	45%	0%	0%	27%	27%	0%	0%
Overcast	598	57%	2%	0%	35%	6%	0%	0%
Snow	0	0%	0%	0%	0%	0%	0%	0%

Percentages may not total 100% due to rounding.