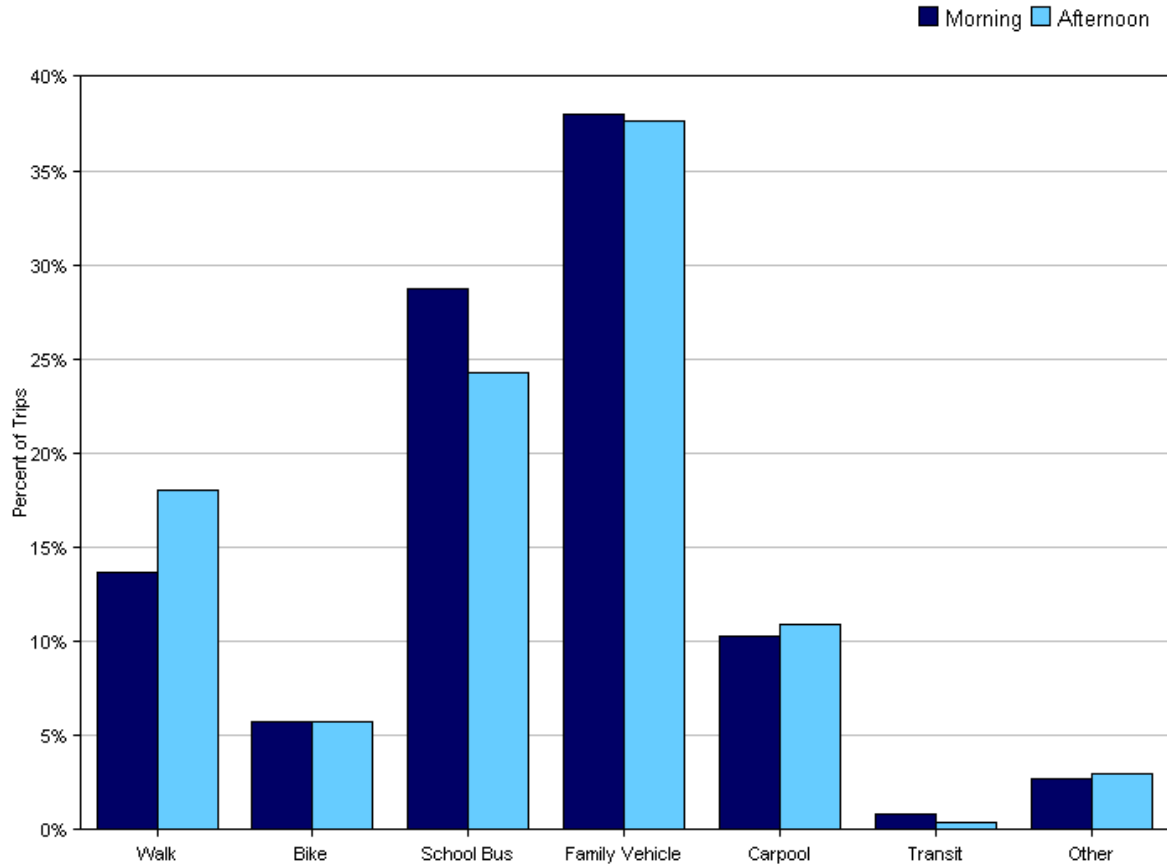


Tally Report Summary

Program Name:	Safe Routes to School	Month and Year Collected:	September 2012
School Name:	Bel Aire	Set ID:	10532
School Enrollment:	516	Date Report Generated:	12/11/2012
Enrollment within Grades Targeted by SRTS Program:	516	Number of Classrooms Included in Report:	22
Number of Classrooms in School:	22		

This report contains information from parents about their children's trip to and from school. The data used in this report were collected using the in-class Student Travel Tally questionnaire from the National Center for Safe Routes to School.

Morning and Afternoon Travel Mode Comparison

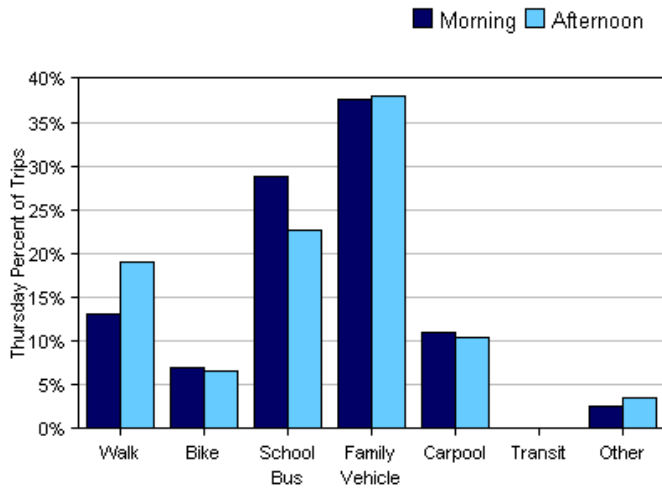
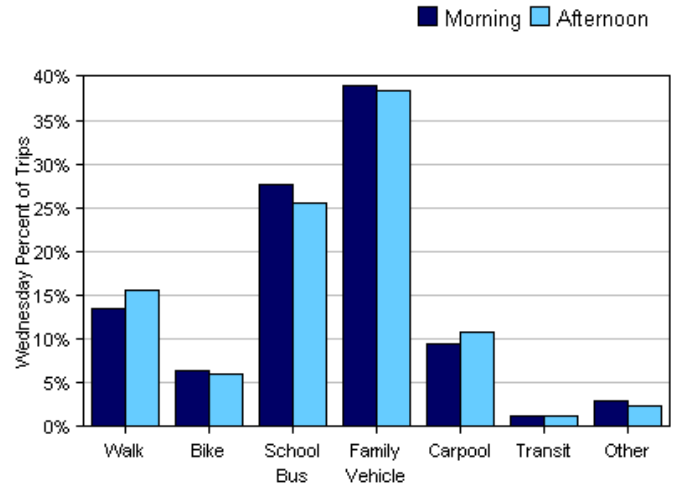
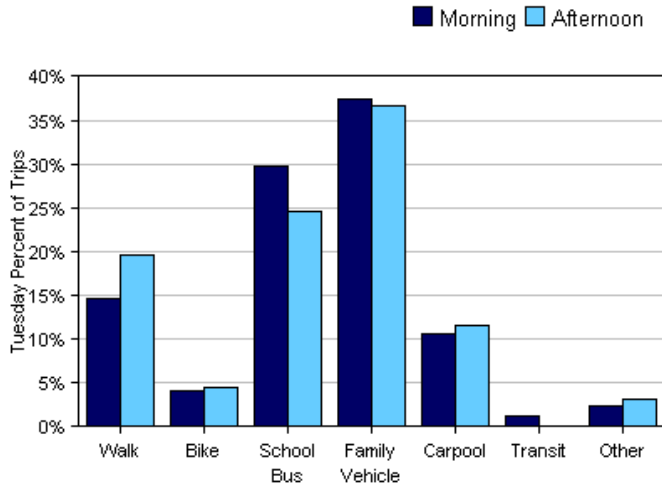


Morning and Afternoon Travel Mode Comparison

	Number of Trips	Walk	Bike	School Bus	Family Vehicle	Carpool	Transit	Other
Morning	1487	14%	6%	29%	38%	10%	0.8%	3%
Afternoon	1402	18%	6%	24%	38%	11%	0.4%	3%

Percentages may not total 100% due to rounding.

Morning and Afternoon Travel Mode Comparison by Day

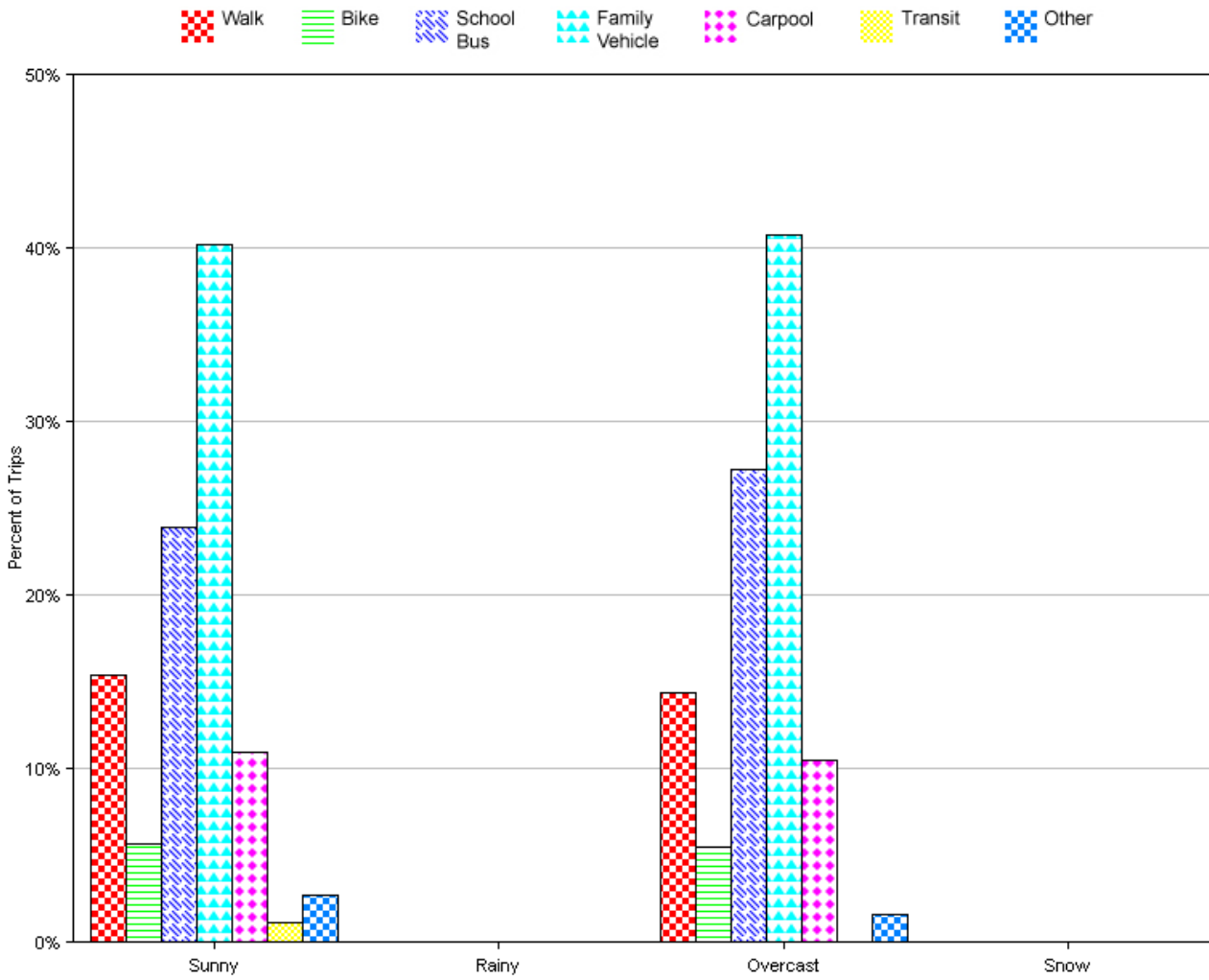


Morning and Afternoon Travel Mode Comparison by Day

	Number of Trips	Walk	Bike	School Bus	Family Vehicle	Carpool	Transit	Other
Tuesday AM	494	15%	4%	30%	37%	11%	1%	2%
Tuesday PM	469	20%	4%	25%	37%	12%	0%	3%
Wednesday AM	500	13%	6%	28%	39%	9%	1%	3%
Wednesday PM	469	16%	6%	26%	38%	11%	1%	2%
Thursday AM	493	13%	7%	29%	38%	11%	0%	3%
Thursday PM	464	19%	7%	23%	38%	10%	0%	3%

Percentages may not total 100% due to rounding.

Travel Mode by Weather Conditions



Travel Mode by Weather Condition

Weather Condition	Number of Trips	Walk	Bike	School Bus	Family Vehicle	Carpool	Transit	Other
Sunny	1450	15%	6%	24%	40%	11%	1%	3%
Rainy	0	0%	0%	0%	0%	0%	0%	0%
Overcast	694	14%	5%	27%	41%	11%	0%	2%
Snow	0	0%	0%	0%	0%	0%	0%	0%

Percentages may not total 100% due to rounding.