

Student Travel Tally Report: One School in One Data Collection Period

School Name: Bel Aire

Set ID: 28213

School Group: Marin Safe Routes to Schools

Month and Year Collected: May 2019

School Enrollment: 460

Date Report Generated: 06/05/2019

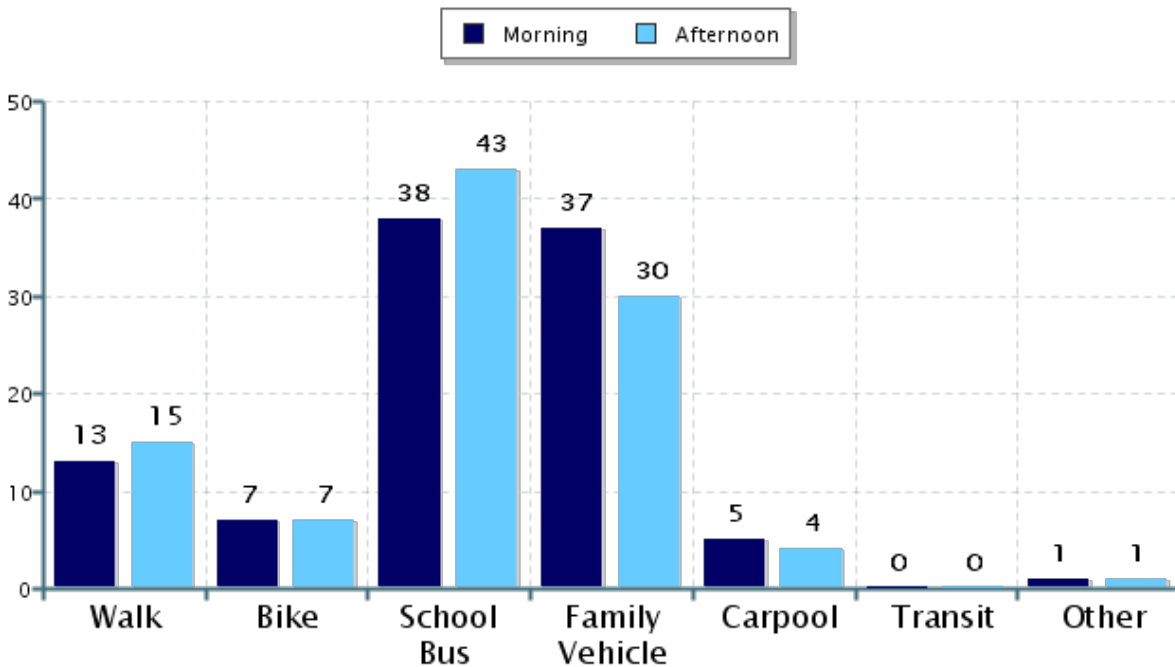
% of Students reached by SRTS activities: Don't Know

Tags:

**Number of Classrooms
Included in Report:** 21

This report contains information from your school's classrooms about students' trip to and from school. The data used in this report were collected using the in-class Student Travel Tally questionnaire from the National Center for Safe Routes to School.

Morning and Afternoon Travel Mode Comparison



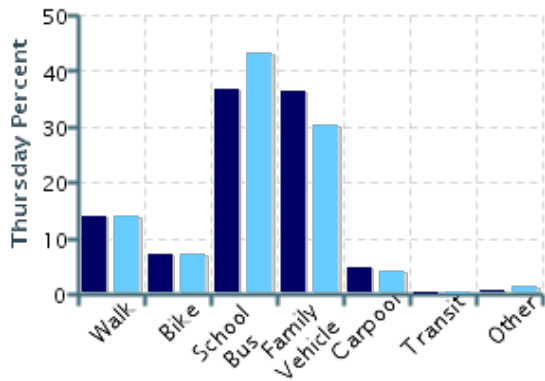
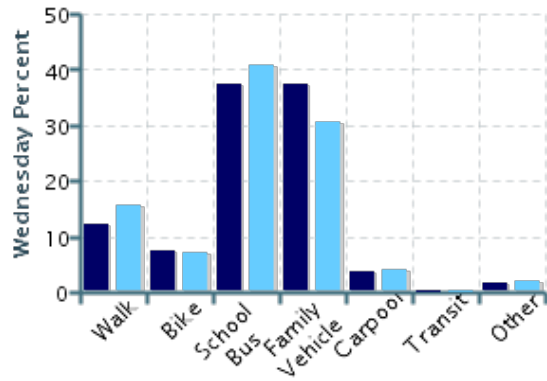
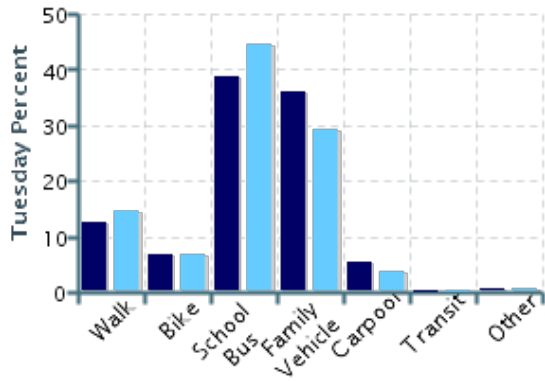
Morning and Afternoon Travel Mode Comparison

	Number of Trips	Walk	Bike	School Bus	Family Vehicle	Carpool	Transit	Other
Morning	1094	13%	7%	38%	37%	5%	0%	1%
Afternoon	1093	15%	7%	43%	30%	4%	0%	1%

Percentages may not total 100% due to rounding.

Morning and Afternoon Travel Mode Comparison by Day

■ Morning ■ Afternoon

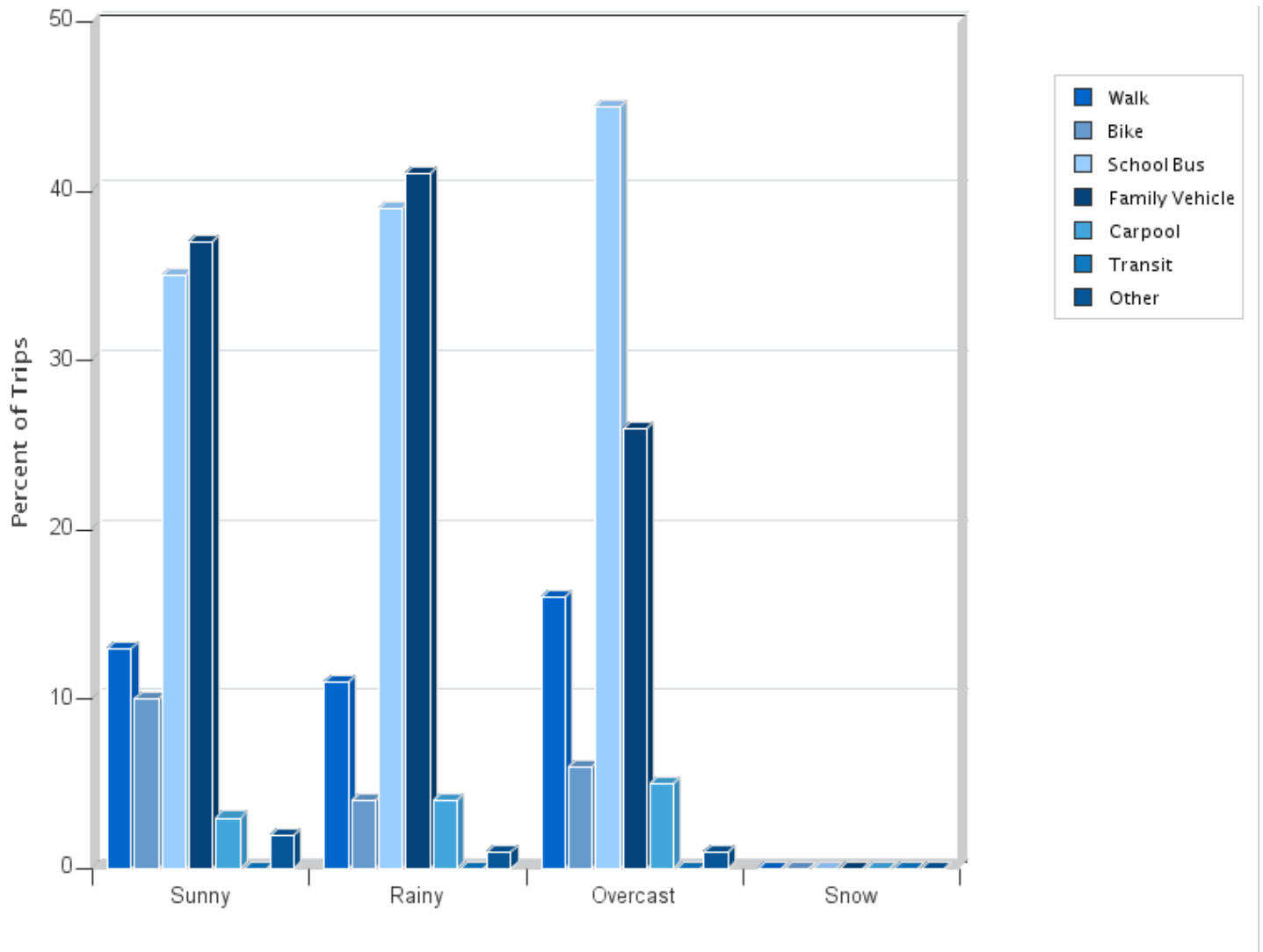


Morning and Afternoon Travel Mode Comparison by Day

	Number of Trips	Walk	Bike	School Bus	Family Vehicle	Carpool	Transit	Other
Tuesday AM	358	13%	7%	39%	36%	5%	0%	0.6%
Tuesday PM	360	15%	7%	45%	29%	4%	0%	0.8%
Wednesday AM	370	12%	8%	38%	37%	4%	0%	2%
Wednesday PM	369	16%	7%	41%	31%	4%	0%	2%
Thursday AM	366	14%	7%	37%	36%	5%	0%	0.8%
Thursday PM	364	14%	7%	43%	30%	4%	0%	1%

Percentages may not total 100% due to rounding.

Travel Mode by Weather Conditions



Travel Mode by Weather Condition

Weather Condition	Number of Trips	Walk	Bike	School Bus	Family Vehicle	Carpool	Transit	Other
Sunny	723	13%	10%	35%	37%	3%	0%	2%
Rainy	517	11%	4%	39%	41%	4%	0%	1%
Overcast	947	16%	6%	45%	26%	5%	0%	0.7%
Snow	0	0%	0%	0%	0%	0%	0%	0%

Percentages may not total 100% due to rounding.