

Student Travel Tally Report: One School in One Data Collection Period

School Name: Bolinas-Stinson

Set ID: 17960

School Group: Marin Safe Routes to Schools

Month and Year Collected: May 2015

School Enrollment: 118

Date Report Generated: 09/22/2015

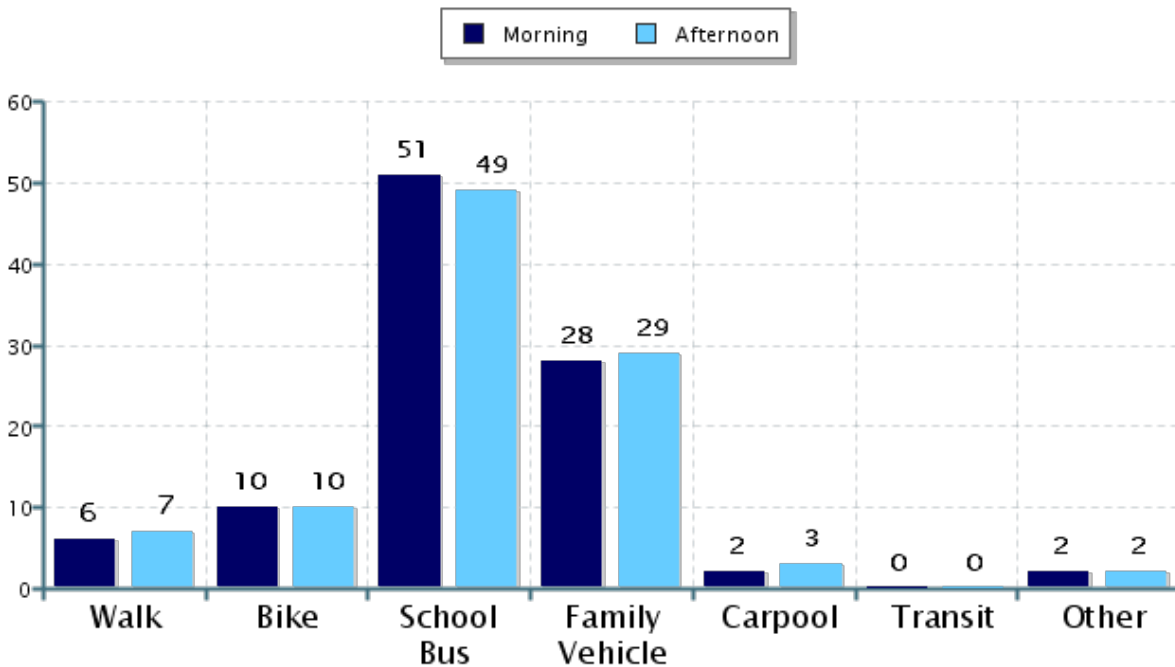
% of Students reached by SRTS activities: 76-100%

Tags:

**Number of Classrooms
Included in Report:** 5

This report contains information from your school's classrooms about students' trip to and from school. The data used in this report were collected using the in-class Student Travel Tally questionnaire from the National Center for Safe Routes to School.

Morning and Afternoon Travel Mode Comparison



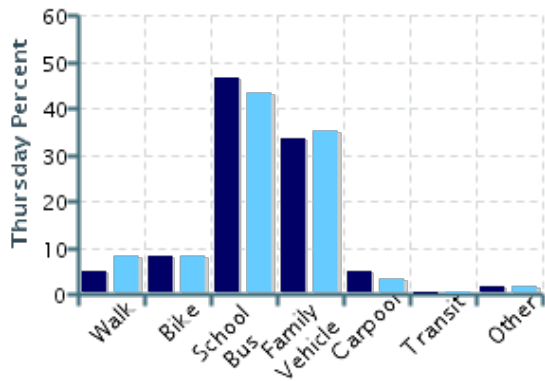
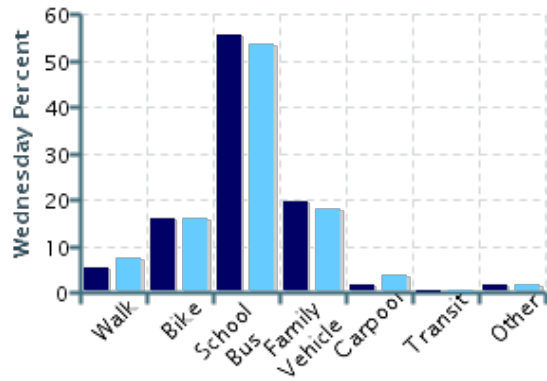
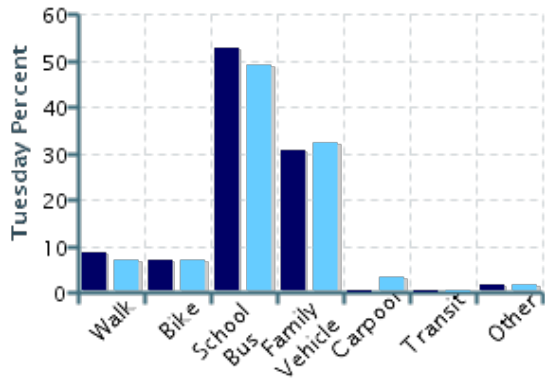
Morning and Afternoon Travel Mode Comparison

	Number of Trips	Walk	Bike	School Bus	Family Vehicle	Carpool	Transit	Other
Morning	175	6%	10%	51%	28%	2%	0%	2%
Afternoon	175	7%	10%	49%	29%	3%	0%	2%

Percentages may not total 100% due to rounding.

Morning and Afternoon Travel Mode Comparison by Day

■ Morning ■ Afternoon

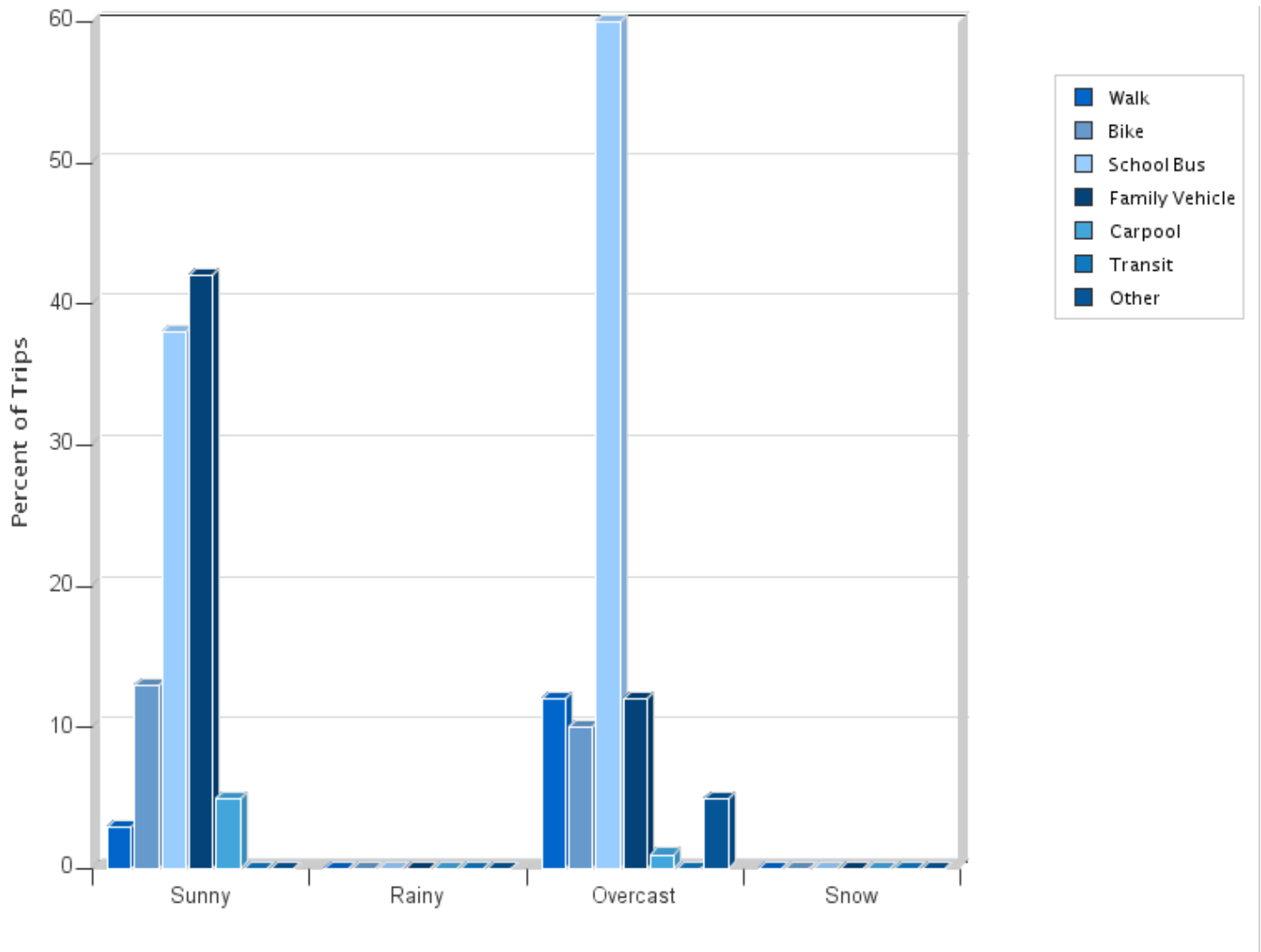


Morning and Afternoon Travel Mode Comparison by Day

	Number of Trips	Walk	Bike	School Bus	Family Vehicle	Carpool	Transit	Other
Tuesday AM	59	8%	7%	53%	31%	0%	0%	2%
Tuesday PM	59	7%	7%	49%	32%	3%	0%	2%
Wednesday AM	56	5%	16%	55%	20%	2%	0%	2%
Wednesday PM	56	7%	16%	54%	18%	4%	0%	2%
Thursday AM	60	5%	8%	47%	33%	5%	0%	2%
Thursday PM	60	8%	8%	43%	35%	3%	0%	2%

Percentages may not total 100% due to rounding.

Travel Mode by Weather Conditions



Travel Mode by Weather Condition

Weather Condition	Number of Trips	Walk	Bike	School Bus	Family Vehicle	Carpool	Transit	Other
Sunny	180	3%	13%	38%	42%	5%	0%	0%
Rainy	0	0%	0%	0%	0%	0%	0%	0%
Overcast	130	12%	10%	60%	12%	0.8%	0%	5%
Snow	0	0%	0%	0%	0%	0%	0%	0%

Percentages may not total 100% due to rounding.