

# Student Travel Tally Report: One School in One Data Collection Period

**School Name:** Bolinas-Stinson

**Set ID:** 28214

**School Group:** Marin Safe Routes to Schools

**Month and Year Collected:** May 2019

**School Enrollment:** 104

**Date Report Generated:** 06/06/2019

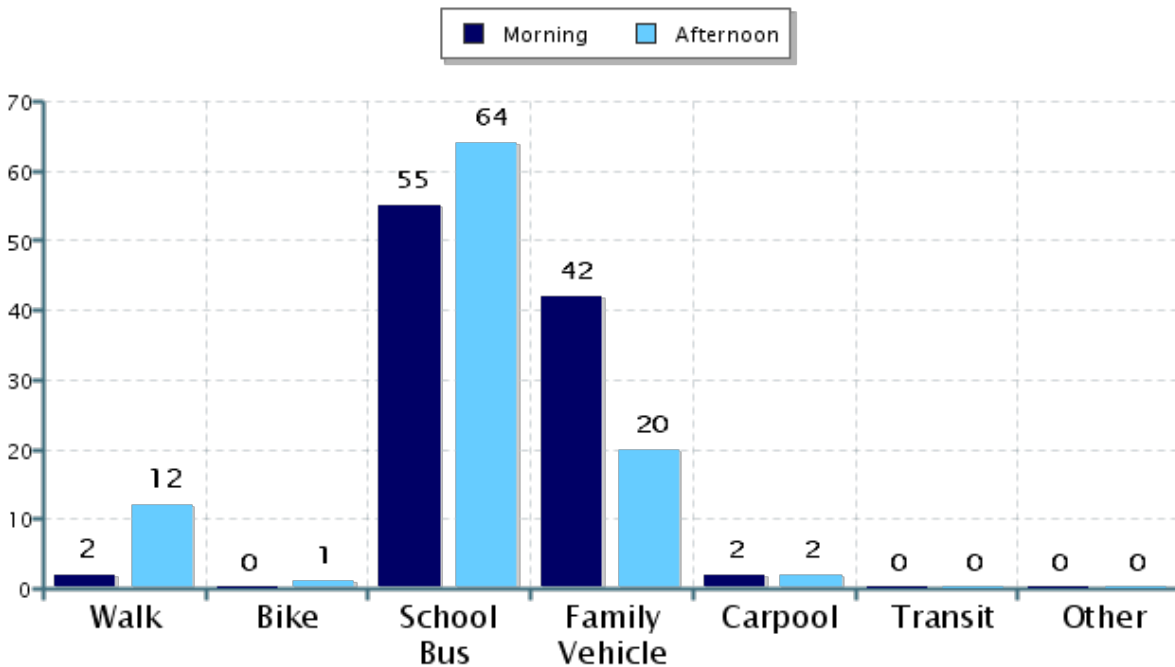
**% of Students reached by SRTS activities:** Don't Know

**Tags:**

**Number of Classrooms  
Included in Report:** 6

This report contains information from your school's classrooms about students' trip to and from school. The data used in this report were collected using the in-class Student Travel Tally questionnaire from the National Center for Safe Routes to School.

## Morning and Afternoon Travel Mode Comparison



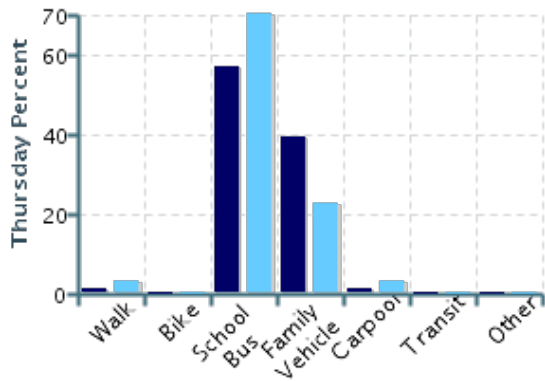
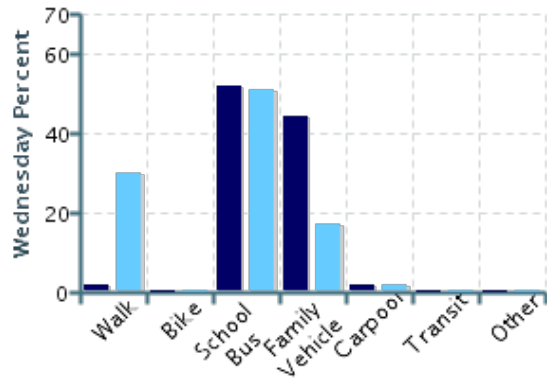
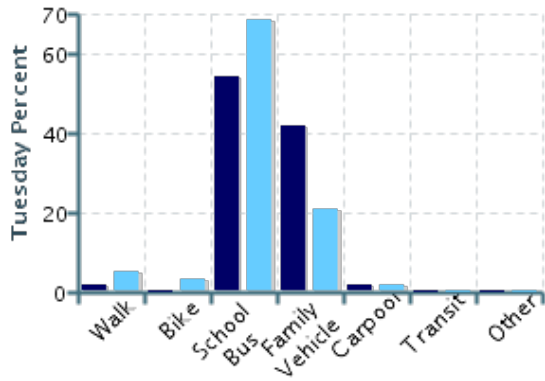
## Morning and Afternoon Travel Mode Comparison

	Number of Trips	Walk	Bike	School Bus	Family Vehicle	Carpool	Transit	Other
Morning	172	2%	0%	55%	42%	2%	0%	0%
Afternoon	171	12%	1%	64%	20%	2%	0%	0%

Percentages may not total 100% due to rounding.

## Morning and Afternoon Travel Mode Comparison by Day

■ Morning ■ Afternoon

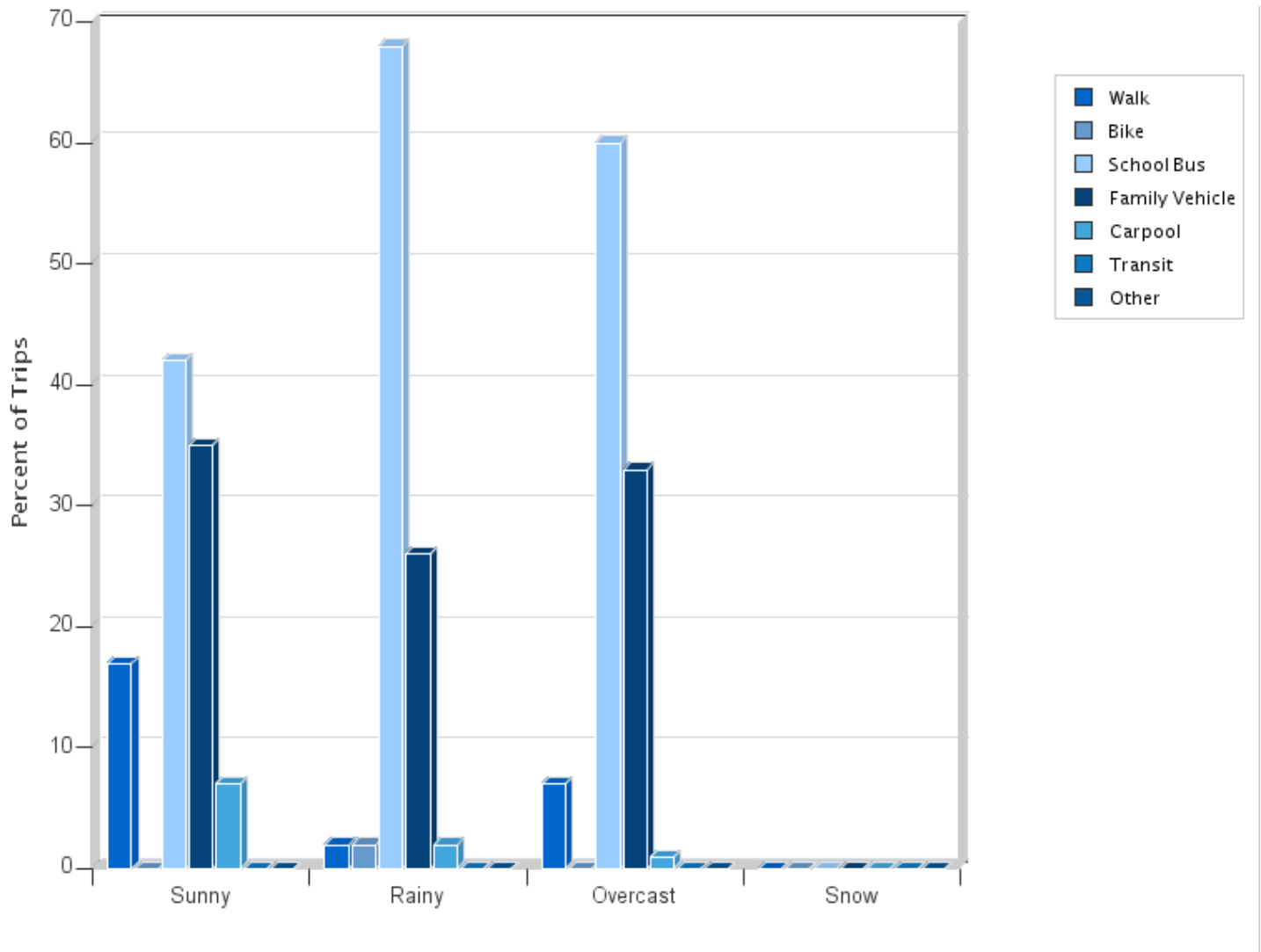


## Morning and Afternoon Travel Mode Comparison by Day

	Number of Trips	Walk	Bike	School Bus	Family Vehicle	Carpool	Transit	Other
Tuesday AM	57	2%	0%	54%	42%	2%	0%	0%
Tuesday PM	57	5%	4%	68%	21%	2%	0%	0%
Wednesday AM	54	2%	0%	52%	44%	2%	0%	0%
Wednesday PM	53	30%	0%	51%	17%	2%	0%	0%
Thursday AM	61	2%	0%	57%	39%	2%	0%	0%
Thursday PM	61	3%	0%	70%	23%	3%	0%	0%

Percentages may not total 100% due to rounding.

Travel Mode by Weather Conditions



Travel Mode by Weather Condition

Weather Condition	Number of Trips	Walk	Bike	School Bus	Family Vehicle	Carpool	Transit	Other
Sunny	60	17%	0%	42%	35%	7%	0%	0%
Rainy	103	2%	2%	68%	26%	2%	0%	0%
Overcast	180	7%	0%	60%	33%	0.6%	0%	0%
Snow	0	0%	0%	0%	0%	0%	0%	0%

Percentages may not total 100% due to rounding.