

Student Travel Tally Report: One School in One Data Collection Period

School Name: Brookside

Set ID: 15213

School Group: Safe Routes to School

Month and Year Collected: May 2014

School Enrollment: 351

Date Report Generated: 08/07/2014

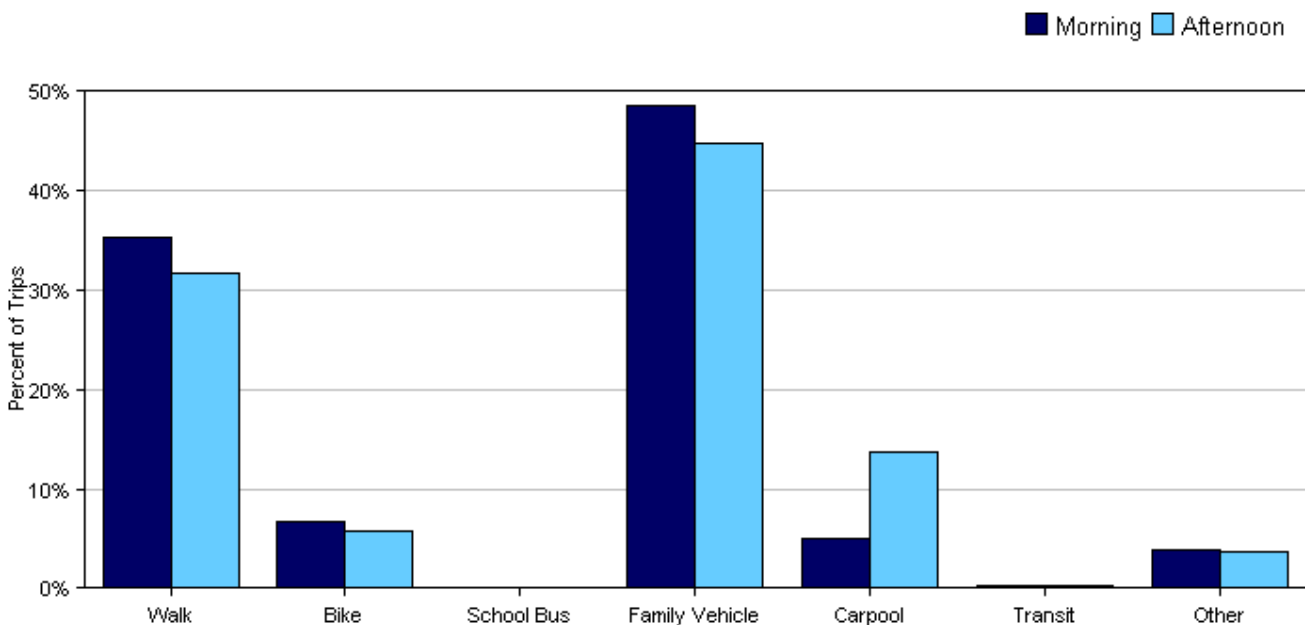
% of Students reached by SRTS activities: Don't Know

Tags:

**Number of Classrooms
Included in Report:** 16

This report contains information from your school's classrooms about students' trip to and from school. The data used in this report were collected using the in-class Student Travel Tally questionnaire from the National Center for Safe Routes to School.

Morning and Afternoon Travel Mode Comparison

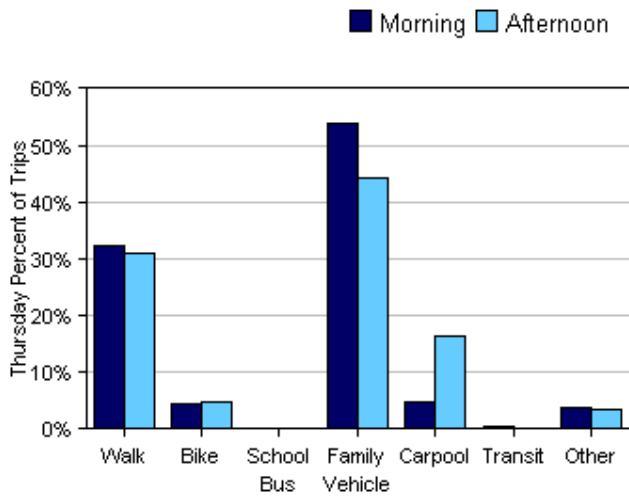
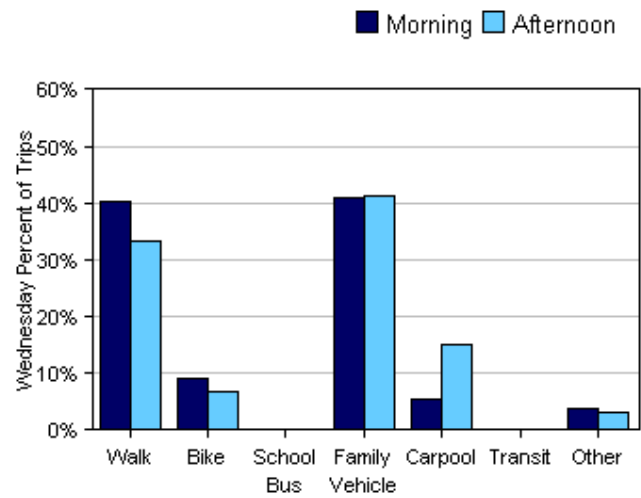
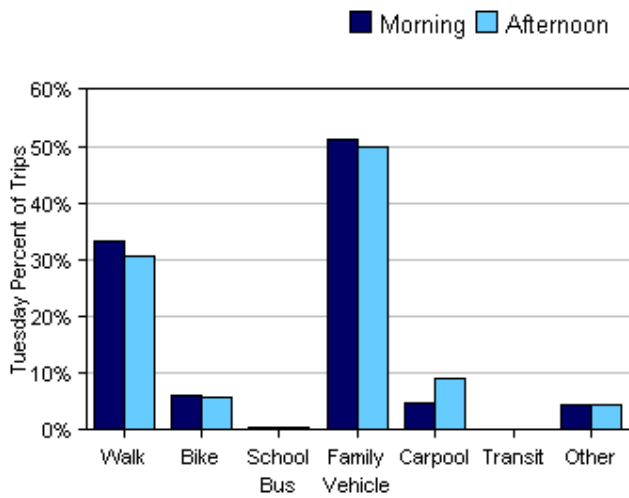


Morning and Afternoon Travel Mode Comparison

| | Number of Trips | Walk | Bike | School Bus | Family Vehicle | Carpool | Transit | Other |
|-----------|-----------------|------|------|------------|----------------|---------|---------|-------|
| Morning | 987 | 35% | 7% | 0.1% | 49% | 5% | 0.3% | 4% |
| Afternoon | 965 | 32% | 6% | 0.1% | 45% | 14% | 0.2% | 4% |

Percentages may not total 100% due to rounding.

Morning and Afternoon Travel Mode Comparison by Day

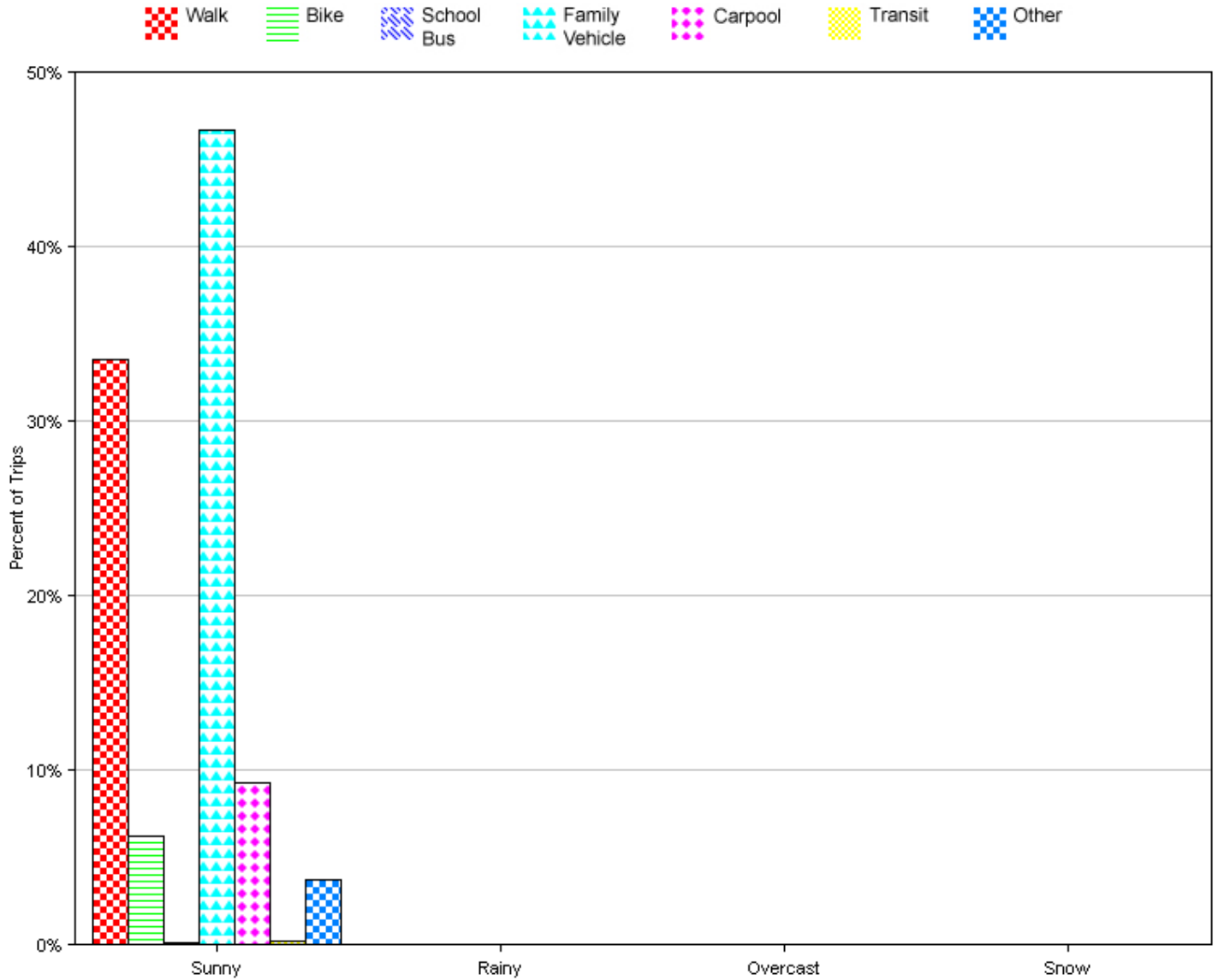


Morning and Afternoon Travel Mode Comparison by Day

| | Number of Trips | Walk | Bike | School Bus | Family Vehicle | Carpool | Transit | Other |
|--------------|-----------------|------|------|------------|----------------|---------|---------|-------|
| Tuesday AM | 297 | 33% | 6% | 0.3% | 51% | 5% | 0% | 4% |
| Tuesday PM | 297 | 31% | 6% | 0.3% | 50% | 9% | 0% | 4% |
| Wednesday AM | 345 | 40% | 9% | 0% | 41% | 6% | 0.3% | 4% |
| Wednesday PM | 346 | 33% | 7% | 0% | 41% | 15% | 0.3% | 3% |
| Thursday AM | 345 | 32% | 5% | 0% | 54% | 5% | 0.6% | 4% |
| Thursday PM | 322 | 31% | 5% | 0% | 44% | 16% | 0.3% | 3% |

Percentages may not total 100% due to rounding.

Travel Mode by Weather Conditions



Travel Mode by Weather Condition

| Weather Condition | Number of Trips | Walk | Bike | School Bus | Family Vehicle | Carpool | Transit | Other |
|-------------------|-----------------|------|------|------------|----------------|---------|---------|-------|
| Sunny | 1952 | 34% | 6% | 0.1% | 47% | 9% | 0.3% | 4% |
| Rainy | 0 | 0% | 0% | 0% | 0% | 0% | 0% | 0% |
| Overcast | 0 | 0% | 0% | 0% | 0% | 0% | 0% | 0% |
| Snow | 0 | 0% | 0% | 0% | 0% | 0% | 0% | 0% |

Percentages may not total 100% due to rounding.