

# Student Travel Tally Report: One School in One Data Collection Period

**School Name:** Brookside

**Set ID:** 28216

**School Group:** Marin Safe Routes to Schools

**Month and Year Collected:** May 2019

**School Enrollment:** 360

**Date Report Generated:** 06/05/2019

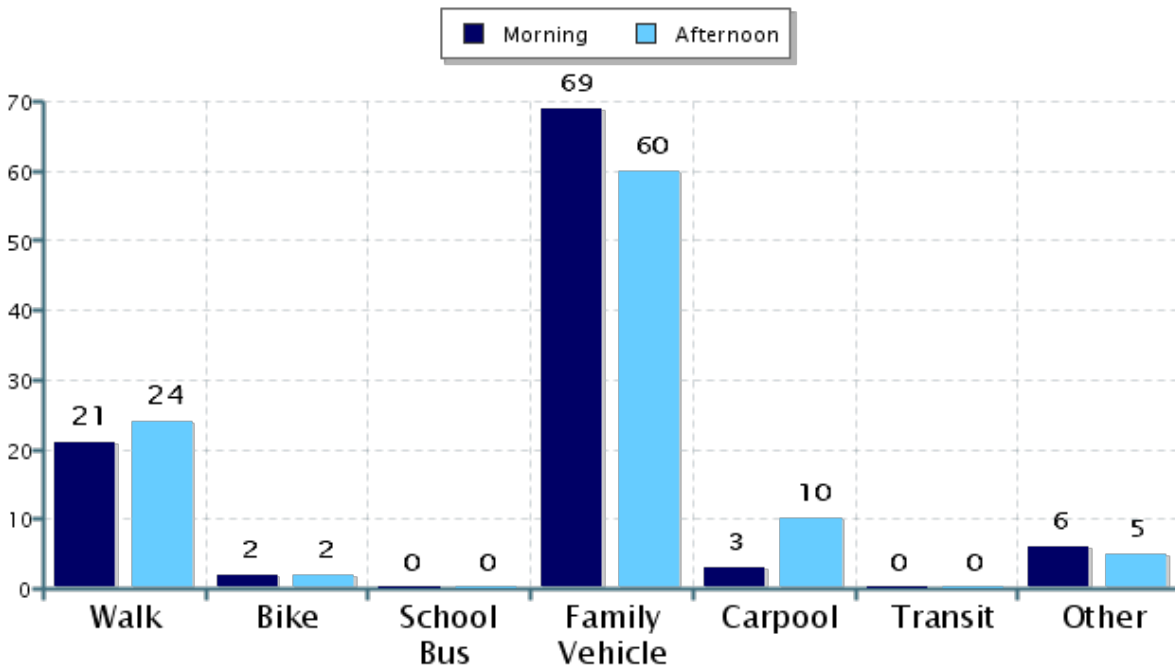
**% of Students reached by SRTS activities:** Don't Know

**Tags:**

**Number of Classrooms  
Included in Report:** 11

This report contains information from your school's classrooms about students' trip to and from school. The data used in this report were collected using the in-class Student Travel Tally questionnaire from the National Center for Safe Routes to School.

## Morning and Afternoon Travel Mode Comparison



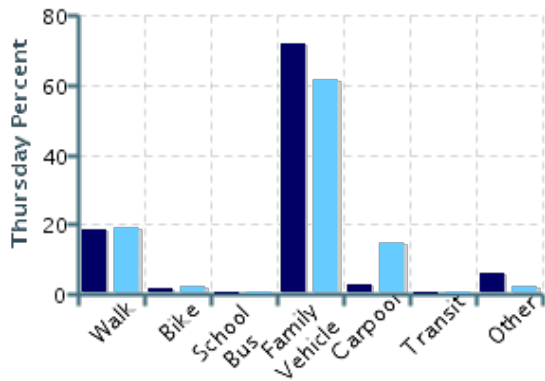
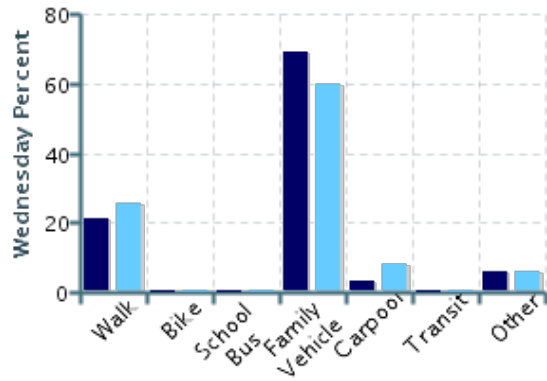
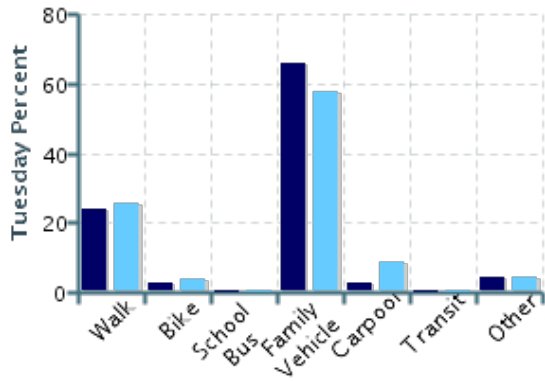
## Morning and Afternoon Travel Mode Comparison

	Number of Trips	Walk	Bike	School Bus	Family Vehicle	Carpool	Transit	Other
Morning	399	21%	2%	0%	69%	3%	0%	6%
Afternoon	376	24%	2%	0%	60%	10%	0%	5%

Percentages may not total 100% due to rounding.

## Morning and Afternoon Travel Mode Comparison by Day

■ Morning      ■ Afternoon

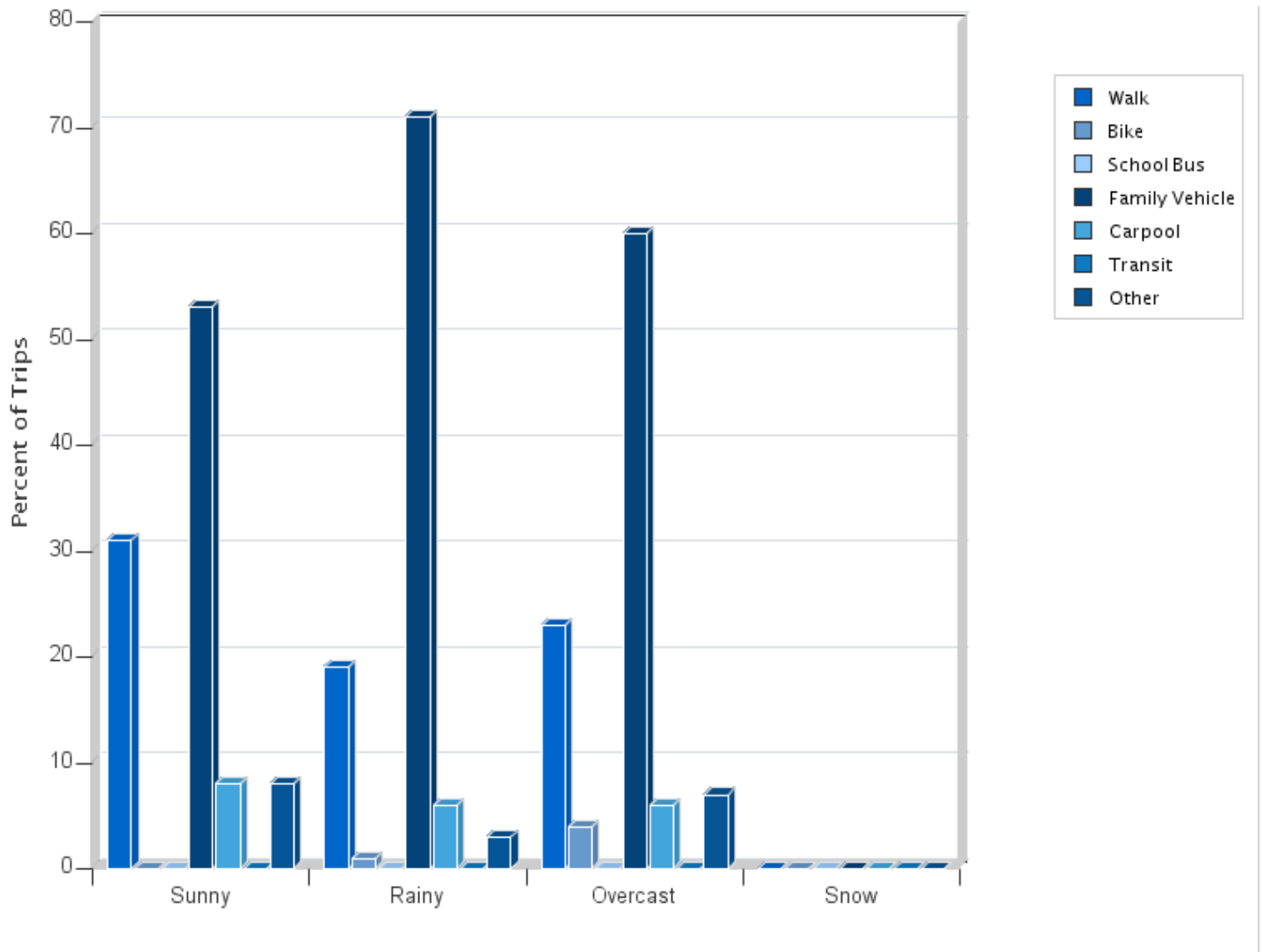


## Morning and Afternoon Travel Mode Comparison by Day

	Number of Trips	Walk	Bike	School Bus	Family Vehicle	Carpool	Transit	Other
Tuesday AM	134	24%	3%	0%	66%	3%	0%	4%
Tuesday PM	137	26%	4%	0%	58%	9%	0%	4%
Wednesday AM	145	21%	0%	0%	69%	3%	0%	6%
Wednesday PM	145	26%	0%	0%	60%	8%	0%	6%
Thursday AM	120	18%	2%	0%	72%	3%	0%	6%
Thursday PM	94	19%	2%	0%	62%	15%	0%	2%

Percentages may not total 100% due to rounding.

## Travel Mode by Weather Conditions



## Travel Mode by Weather Condition

Weather Condition	Number of Trips	Walk	Bike	School Bus	Family Vehicle	Carpool	Transit	Other
Sunny	164	31%	0%	0%	53%	8%	0%	8%
Rainy	406	19%	1.0%	0%	71%	6%	0%	3%
Overcast	205	23%	4%	0%	60%	6%	0%	7%
Snow	0	0%	0%	0%	0%	0%	0%	0%

Percentages may not total 100% due to rounding.