

Student Travel Tally Report: One School in One Data Collection Period

School Name: Coleman Elementary School

Set ID: 29487

School Group: Marin Safe Routes to Schools

Month and Year Collected: September 2019

School Enrollment: 405

Date Report Generated: 11/05/2019

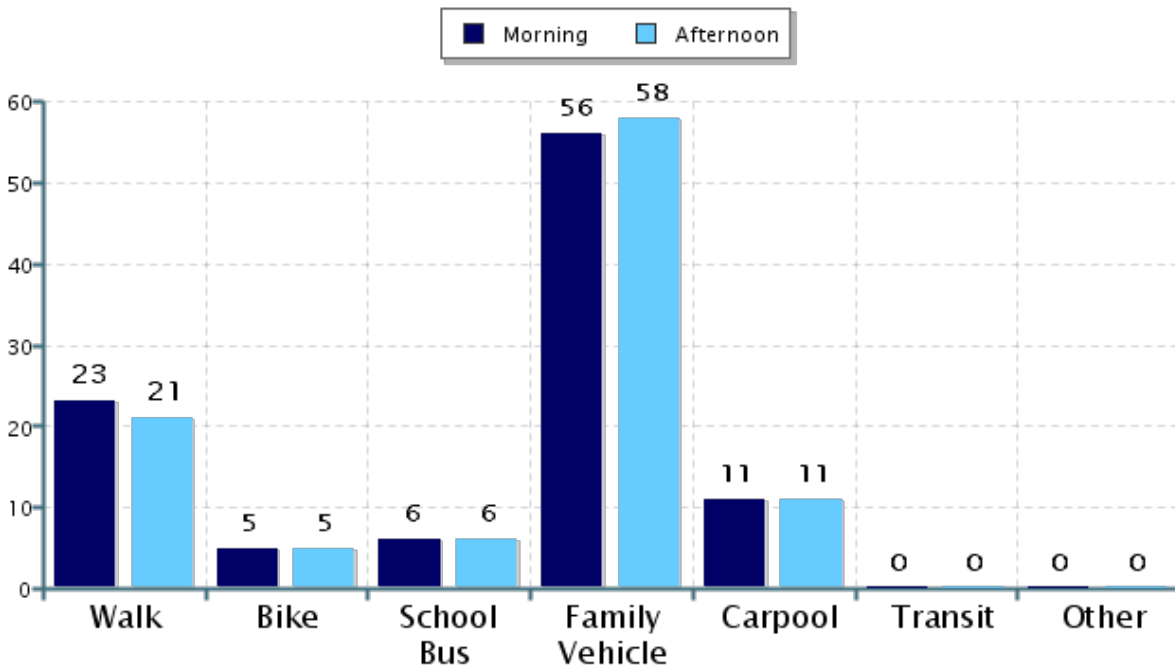
% of Students reached by SRTS activities: Don't Know

Tags:

**Number of Classrooms
Included in Report:** 7

This report contains information from your school's classrooms about students' trip to and from school. The data used in this report were collected using the in-class Student Travel Tally questionnaire from the National Center for Safe Routes to School.

Morning and Afternoon Travel Mode Comparison



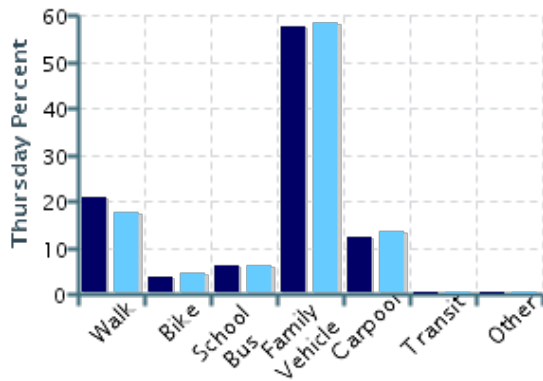
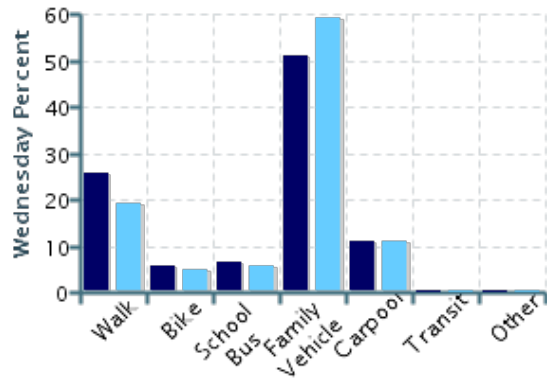
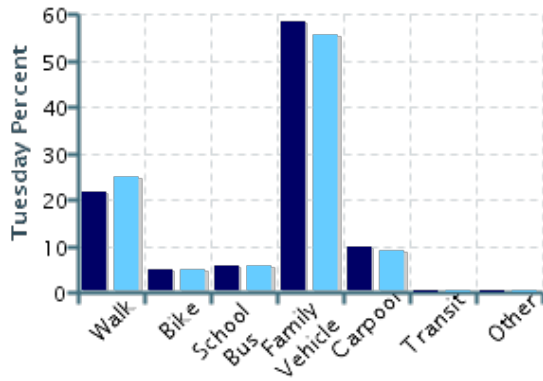
Morning and Afternoon Travel Mode Comparison

	Number of Trips	Walk	Bike	School Bus	Family Vehicle	Carpool	Transit	Other
Morning	360	23%	5%	6%	56%	11%	0%	0%
Afternoon	357	21%	5%	6%	58%	11%	0%	0%

Percentages may not total 100% due to rounding.

Morning and Afternoon Travel Mode Comparison by Day

■ Morning ■ Afternoon

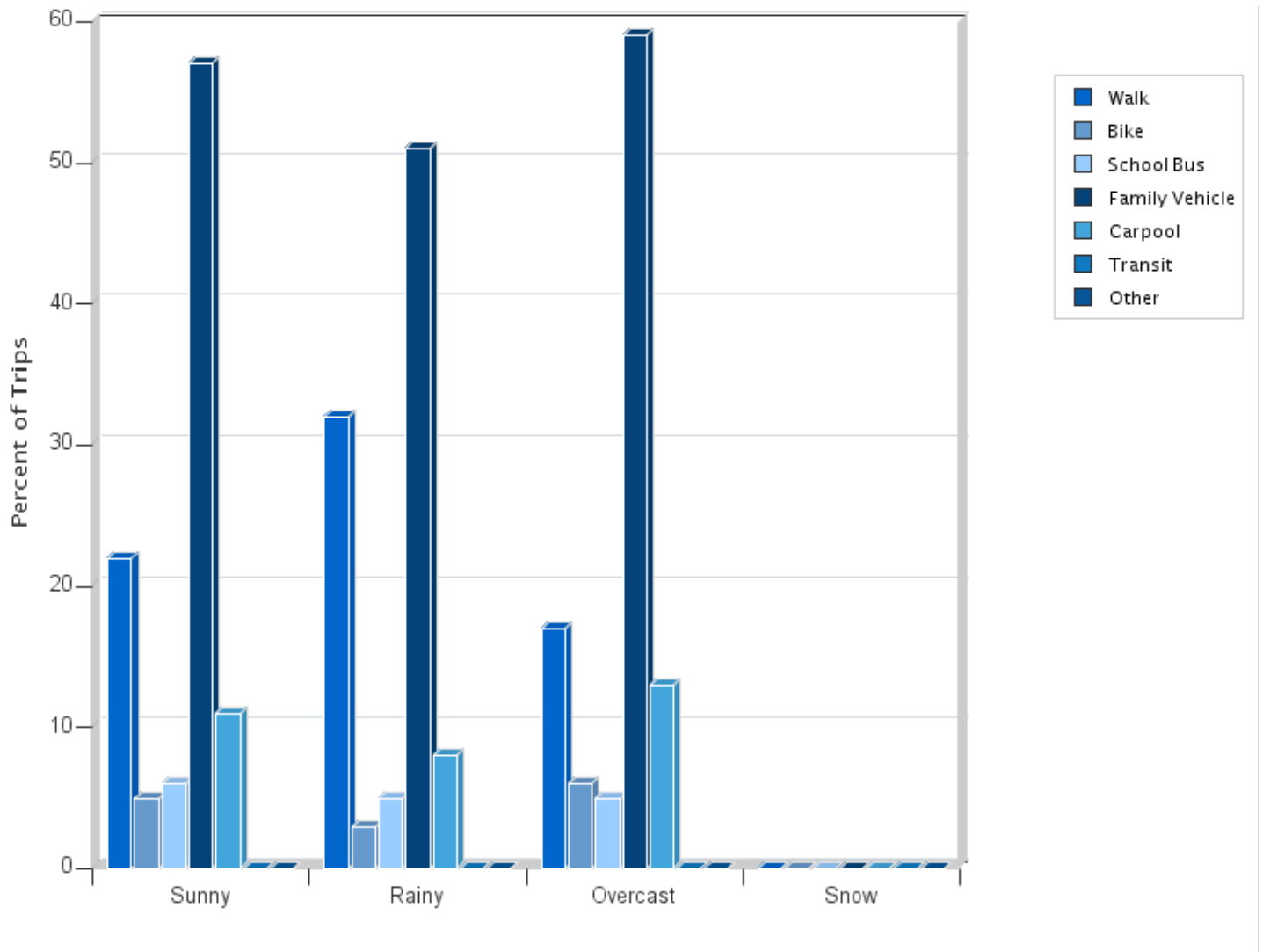


Morning and Afternoon Travel Mode Comparison by Day

	Number of Trips	Walk	Bike	School Bus	Family Vehicle	Carpool	Transit	Other
Tuesday AM	125	22%	5%	6%	58%	10%	0%	0%
Tuesday PM	124	25%	5%	6%	56%	9%	0%	0%
Wednesday AM	120	26%	6%	7%	51%	11%	0%	0%
Wednesday PM	120	19%	5%	6%	59%	11%	0%	0%
Thursday AM	115	21%	3%	6%	57%	12%	0%	0%
Thursday PM	113	18%	4%	6%	58%	13%	0%	0%

Percentages may not total 100% due to rounding.

Travel Mode by Weather Conditions



Travel Mode by Weather Condition

Weather Condition	Number of Trips	Walk	Bike	School Bus	Family Vehicle	Carpool	Transit	Other
Sunny	598	22%	5%	6%	57%	11%	0%	0%
Rainy	37	32%	3%	5%	51%	8%	0%	0%
Overcast	82	17%	6%	5%	59%	13%	0%	0%
Snow	0	0%	0%	0%	0%	0%	0%	0%

Percentages may not total 100% due to rounding.