

Student Travel Tally Report: One School in One Data Collection Period

School Name: Cove School

Set ID: 17936

School Group: Marin Safe Routes to Schools

Month and Year Collected: May 2015

School Enrollment: 359

Date Report Generated: 09/22/2015

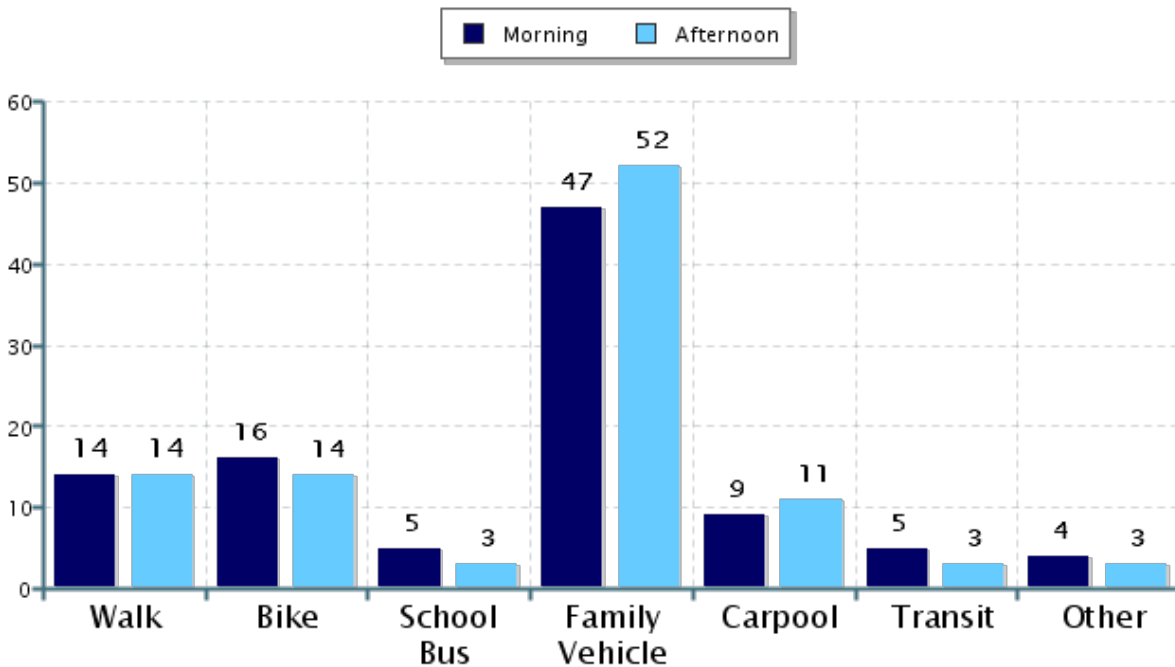
% of Students reached by SRTS activities: 76-100%

Tags: 2014-2015 School Year

**Number of Classrooms
Included in Report:** 13

This report contains information from your school's classrooms about students' trip to and from school. The data used in this report were collected using the in-class Student Travel Tally questionnaire from the National Center for Safe Routes to School.

Morning and Afternoon Travel Mode Comparison



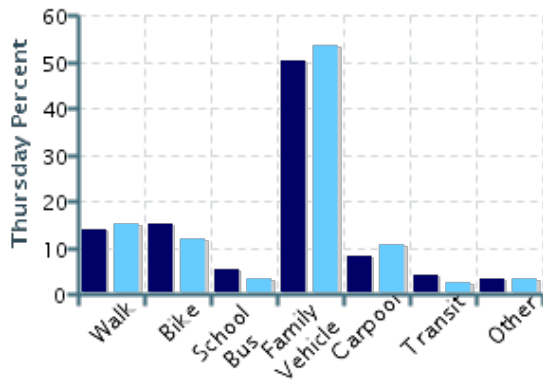
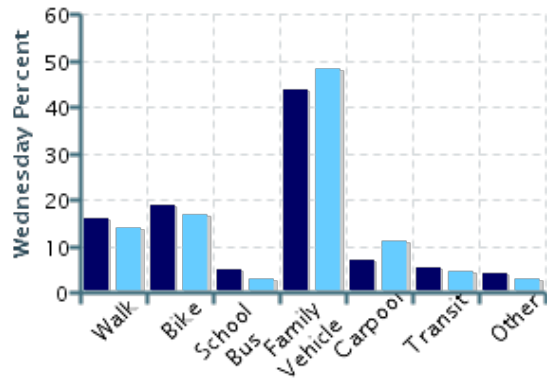
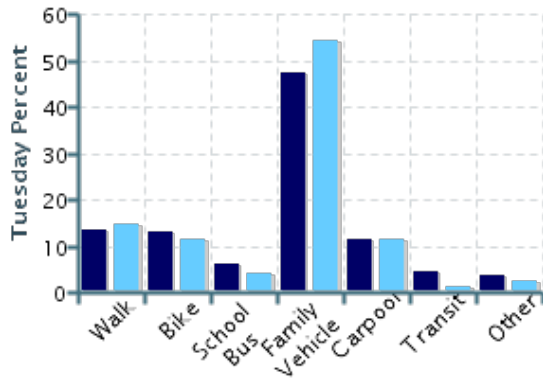
Morning and Afternoon Travel Mode Comparison

	Number of Trips	Walk	Bike	School Bus	Family Vehicle	Carpool	Transit	Other
Morning	858	14%	16%	5%	47%	9%	5%	4%
Afternoon	823	14%	14%	3%	52%	11%	3%	3%

Percentages may not total 100% due to rounding.

Morning and Afternoon Travel Mode Comparison by Day

■ Morning ■ Afternoon

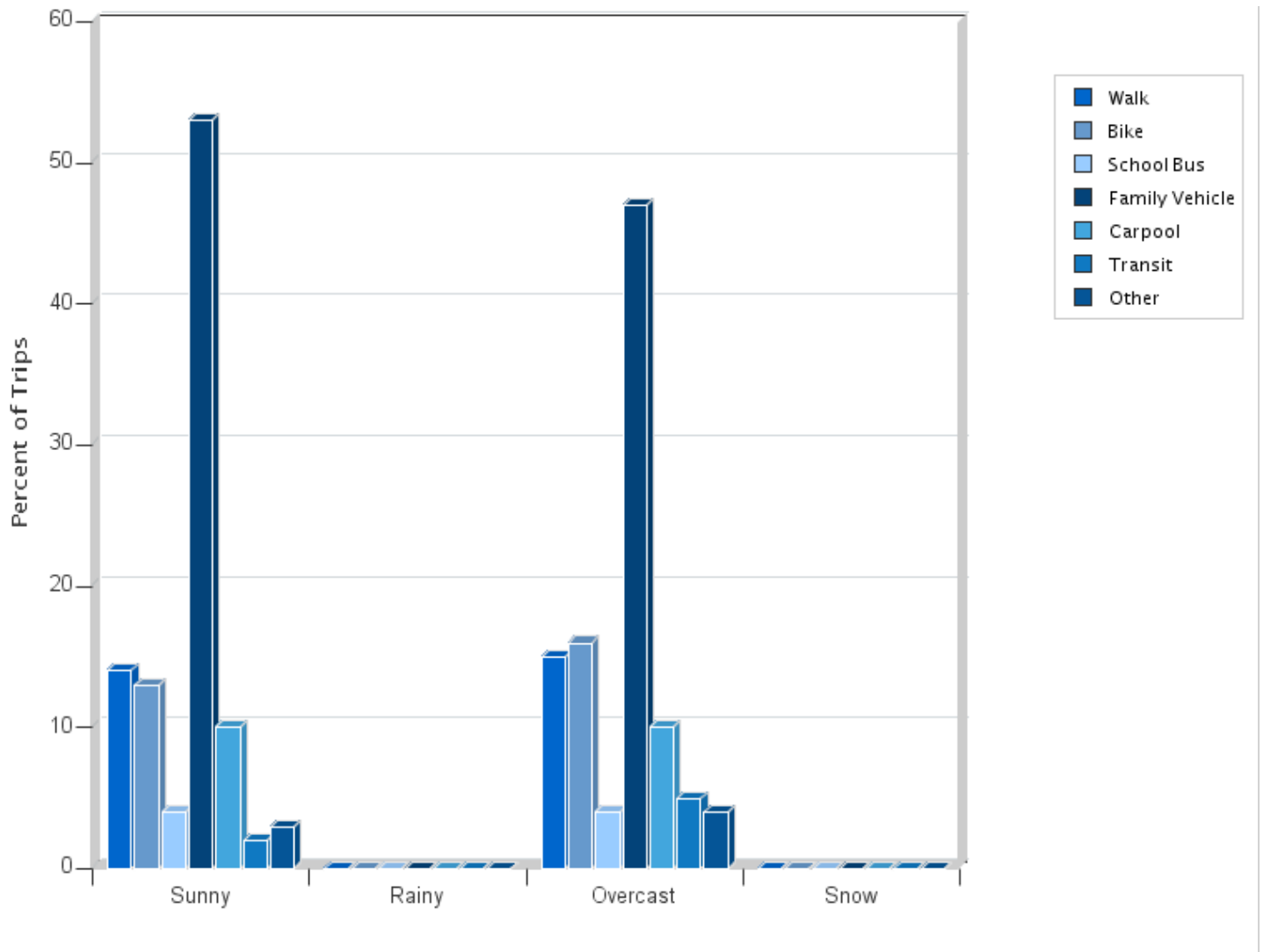


Morning and Afternoon Travel Mode Comparison by Day

	Number of Trips	Walk	Bike	School Bus	Family Vehicle	Carpool	Transit	Other
Tuesday AM	257	14%	13%	6%	47%	11%	5%	4%
Tuesday PM	234	15%	12%	4%	54%	12%	1%	3%
Wednesday AM	295	16%	19%	5%	44%	7%	5%	4%
Wednesday PM	296	14%	17%	3%	48%	11%	4%	3%
Thursday AM	306	14%	15%	5%	50%	8%	4%	3%
Thursday PM	293	15%	12%	3%	54%	11%	2%	3%

Percentages may not total 100% due to rounding.

Travel Mode by Weather Conditions



Travel Mode by Weather Condition

Weather Condition	Number of Trips	Walk	Bike	School Bus	Family Vehicle	Carpool	Transit	Other
Sunny	711	14%	13%	4%	53%	10%	2%	3%
Rainy	0	0%	0%	0%	0%	0%	0%	0%
Overcast	970	15%	16%	4%	47%	10%	5%	4%
Snow	0	0%	0%	0%	0%	0%	0%	0%

Percentages may not total 100% due to rounding.