

Student Travel Tally Report: One School in One Data Collection Period

School Name: Cove School

Set ID: 28220

School Group: Marin Safe Routes to Schools

Month and Year Collected: May 2019

School Enrollment: 410

Date Report Generated: 06/05/2019

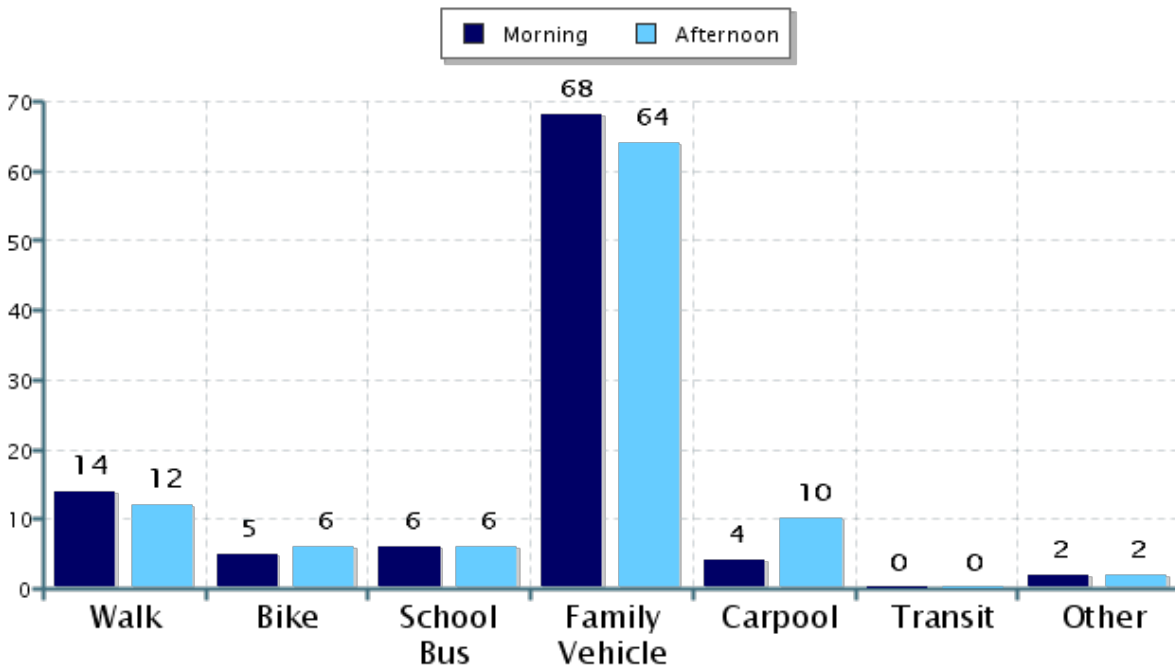
% of Students reached by SRTS activities: Don't Know

Tags: 2014-2015 School Year

**Number of Classrooms
Included in Report:** 13

This report contains information from your school's classrooms about students' trip to and from school. The data used in this report were collected using the in-class Student Travel Tally questionnaire from the National Center for Safe Routes to School.

Morning and Afternoon Travel Mode Comparison



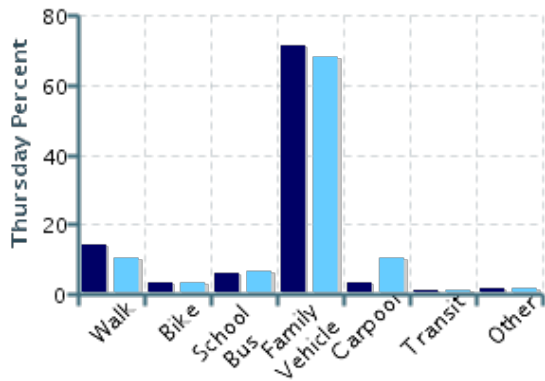
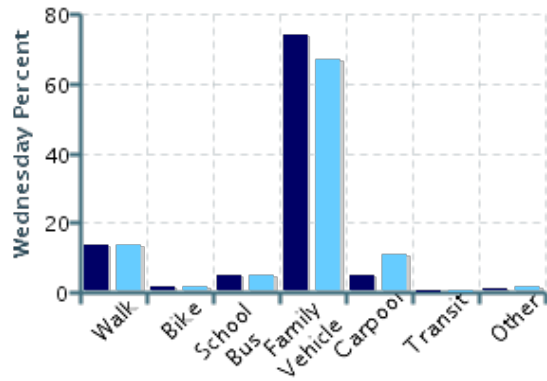
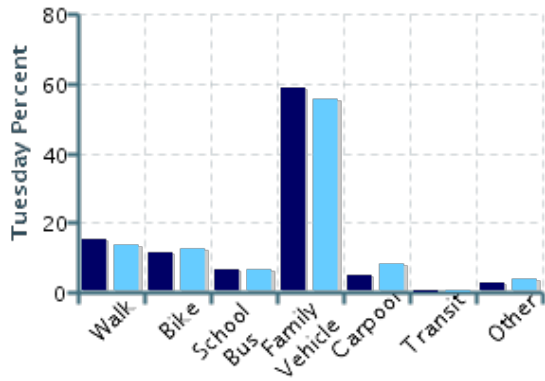
Morning and Afternoon Travel Mode Comparison

	Number of Trips	Walk	Bike	School Bus	Family Vehicle	Carpool	Transit	Other
Morning	799	14%	5%	6%	68%	4%	0.1%	2%
Afternoon	803	12%	6%	6%	64%	10%	0.1%	2%

Percentages may not total 100% due to rounding.

Morning and Afternoon Travel Mode Comparison by Day

■ Morning ■ Afternoon

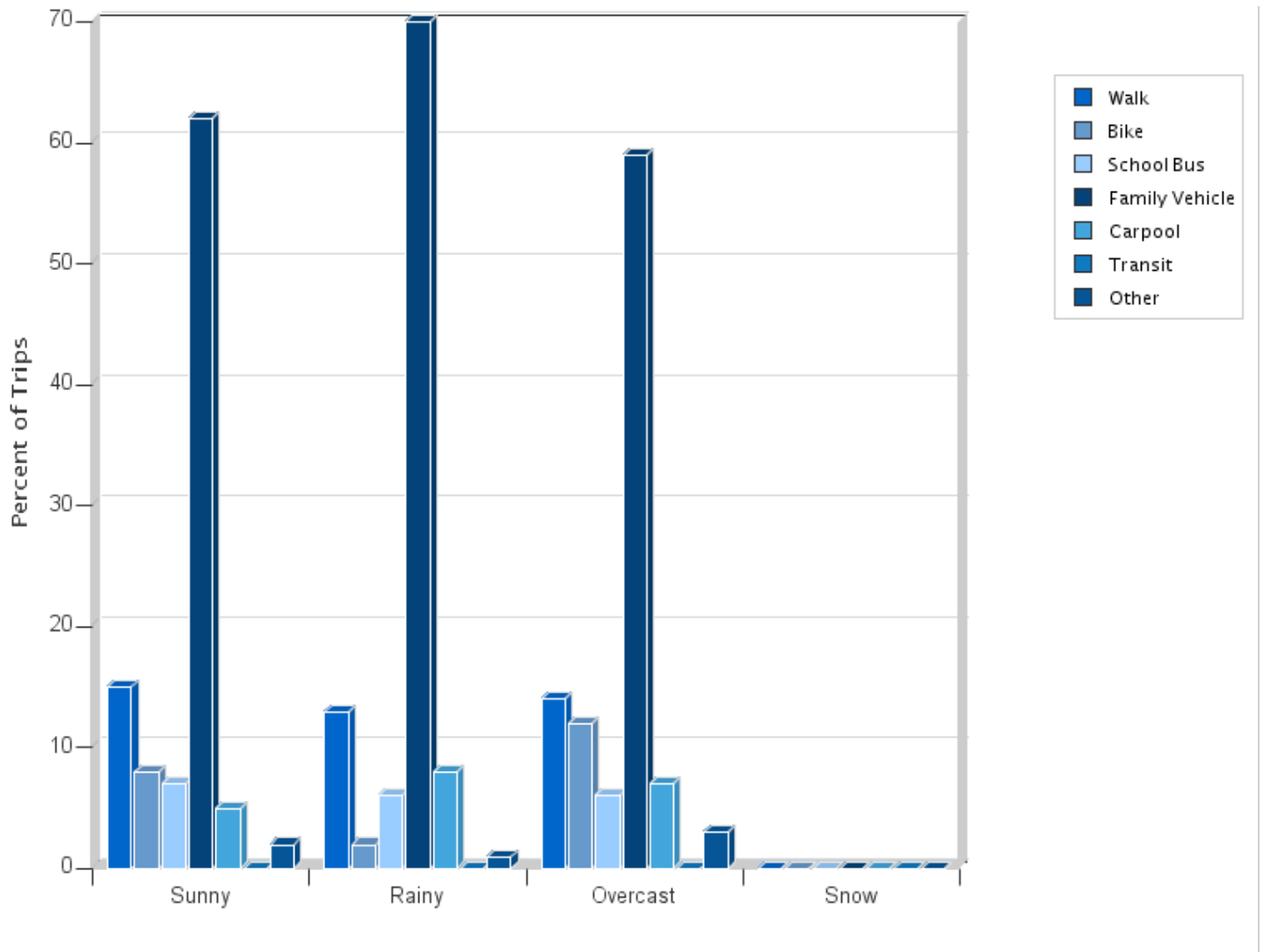


Morning and Afternoon Travel Mode Comparison by Day

	Number of Trips	Walk	Bike	School Bus	Family Vehicle	Carpool	Transit	Other
Tuesday AM	251	15%	12%	7%	59%	5%	0%	3%
Tuesday PM	253	14%	12%	6%	55%	8%	0%	4%
Wednesday AM	274	14%	2%	5%	74%	5%	0%	0.4%
Wednesday PM	273	14%	2%	5%	67%	11%	0%	2%
Thursday AM	274	14%	3%	6%	71%	3%	0.4%	1%
Thursday PM	277	10%	3%	6%	68%	10%	0.4%	1%

Percentages may not total 100% due to rounding.

Travel Mode by Weather Conditions



Travel Mode by Weather Condition

Weather Condition	Number of Trips	Walk	Bike	School Bus	Family Vehicle	Carpool	Transit	Other
Sunny	323	15%	8%	7%	62%	5%	0%	2%
Rainy	916	13%	2%	6%	70%	8%	0.2%	1%
Overcast	363	14%	12%	6%	59%	7%	0%	3%
Snow	0	0%	0%	0%	0%	0%	0%	0%

Percentages may not total 100% due to rounding.