

# Student Travel Tally Report: One School in One Data Collection Period

**School Name:** Davidson Middle School

**Set ID:** 17951

**School Group:** Marin Safe Routes to Schools

**Month and Year Collected:** May 2015

**School Enrollment:** 1100

**Date Report Generated:** 09/22/2015

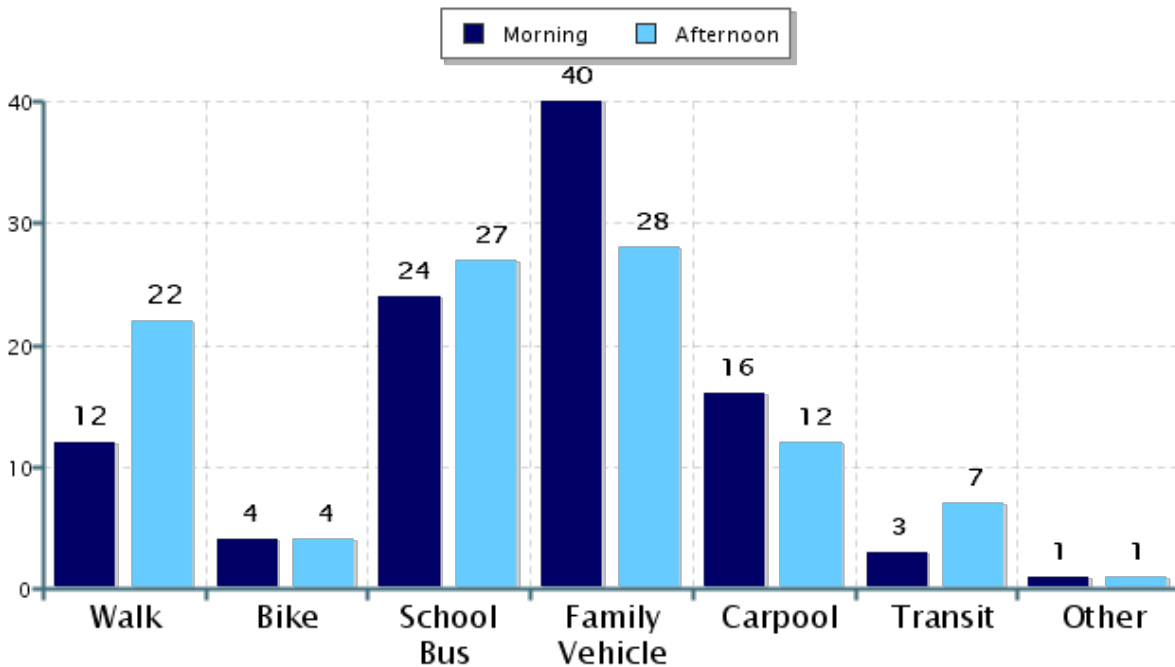
**% of Students reached by SRTS activities:** 76-100%

**Tags:**

**Number of Classrooms  
Included in Report:** 32

This report contains information from your school's classrooms about students' trip to and from school. The data used in this report were collected using the in-class Student Travel Tally questionnaire from the National Center for Safe Routes to School.

## Morning and Afternoon Travel Mode Comparison



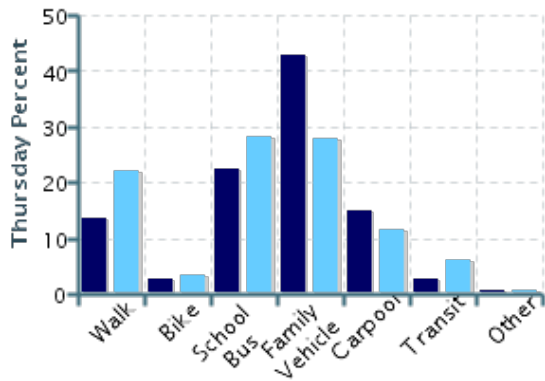
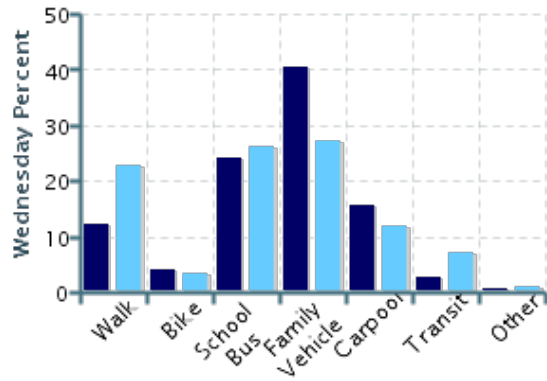
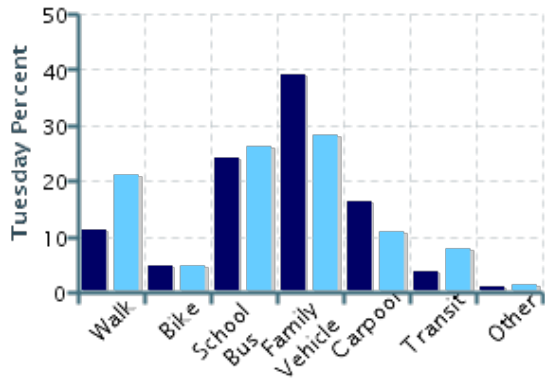
## Morning and Afternoon Travel Mode Comparison

	Number of Trips	Walk	Bike	School Bus	Family Vehicle	Carpool	Transit	Other
Morning	1923	12%	4%	24%	40%	16%	3%	0.7%
Afternoon	1837	22%	4%	27%	28%	12%	7%	0.9%

Percentages may not total 100% due to rounding.

## Morning and Afternoon Travel Mode Comparison by Day

■ Morning      ■ Afternoon

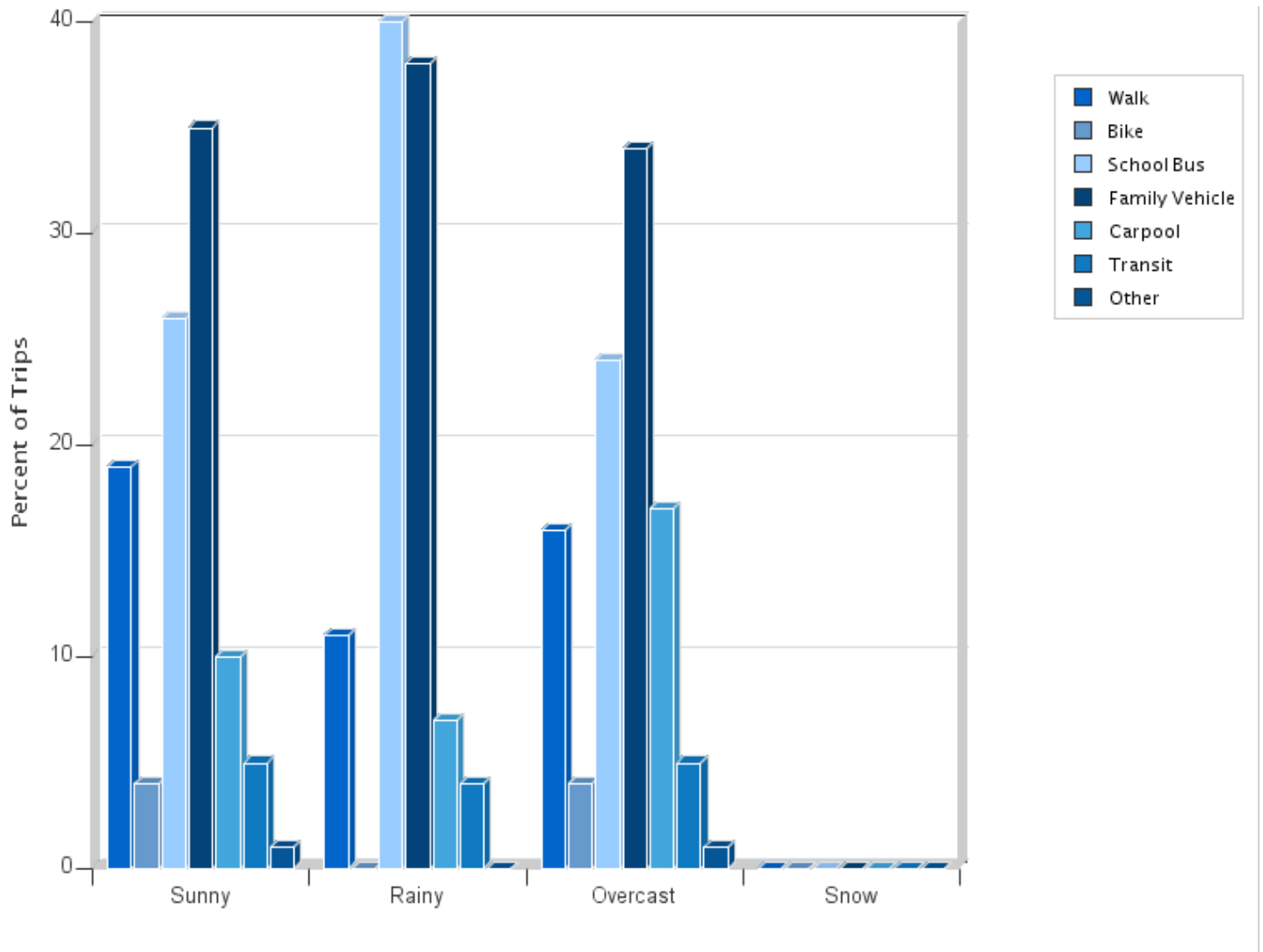


## Morning and Afternoon Travel Mode Comparison by Day

	Number of Trips	Walk	Bike	School Bus	Family Vehicle	Carpool	Transit	Other
Tuesday AM	695	11%	5%	24%	39%	16%	4%	1%
Tuesday PM	652	21%	5%	26%	28%	11%	8%	1%
Wednesday AM	576	12%	4%	24%	40%	16%	3%	0.5%
Wednesday PM	563	23%	4%	26%	27%	12%	7%	0.9%
Thursday AM	628	14%	3%	23%	43%	15%	3%	0.5%
Thursday PM	598	22%	3%	28%	28%	12%	6%	0.7%

Percentages may not total 100% due to rounding.

Travel Mode by Weather Conditions



Travel Mode by Weather Condition

Weather Condition	Number of Trips	Walk	Bike	School Bus	Family Vehicle	Carpool	Transit	Other
Sunny	2225	19%	4%	26%	35%	10%	5%	0.9%
Rainy	55	11%	0%	40%	38%	7%	4%	0%
Overcast	1181	16%	4%	24%	34%	17%	5%	0.8%
Snow	0	0%	0%	0%	0%	0%	0%	0%

Percentages may not total 100% due to rounding.