

# Student Travel Tally Report: One School in One Data Collection Period

**School Name:** Del Mar

**Set ID:** 29490

**School Group:** Marin Safe Routes to Schools

**Month and Year Collected:** September 2019

**School Enrollment:** 538

**Date Report Generated:** 11/05/2019

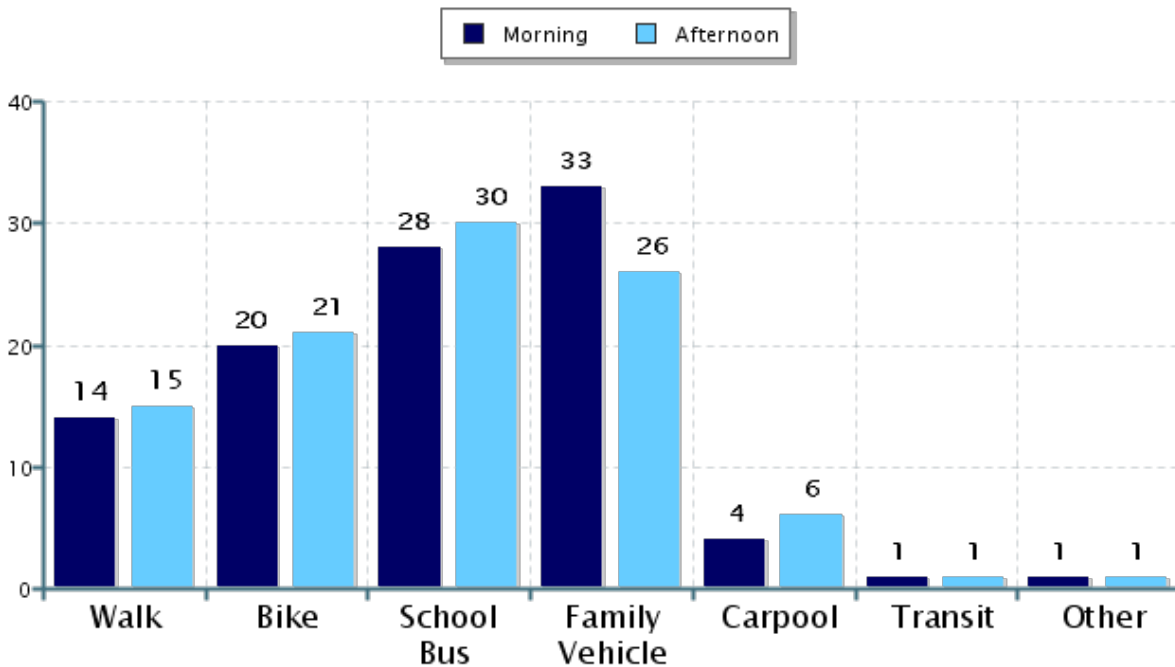
**% of Students reached by SRTS activities:** Don't Know

**Tags:**

**Number of Classrooms  
Included in Report:** 30

This report contains information from your school's classrooms about students' trip to and from school. The data used in this report were collected using the in-class Student Travel Tally questionnaire from the National Center for Safe Routes to School.

## Morning and Afternoon Travel Mode Comparison



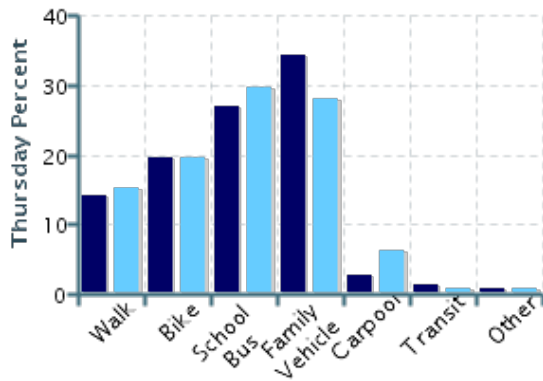
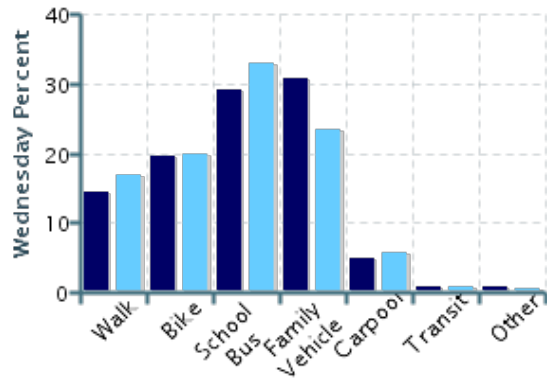
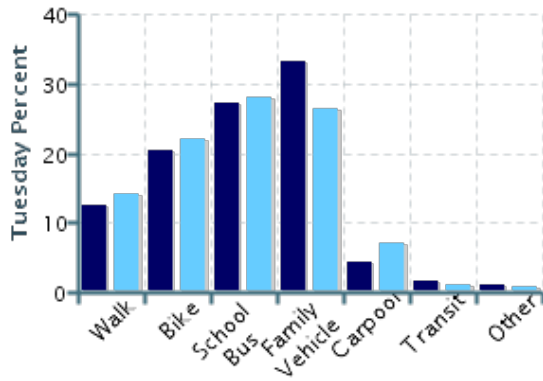
## Morning and Afternoon Travel Mode Comparison

|           | Number of Trips | Walk | Bike | School Bus | Family Vehicle | Carpool | Transit | Other |
|-----------|-----------------|------|------|------------|----------------|---------|---------|-------|
| Morning   | 1015            | 14%  | 20%  | 28%        | 33%            | 4%      | 1%      | 0.9%  |
| Afternoon | 858             | 15%  | 21%  | 30%        | 26%            | 6%      | 0.9%    | 0.7%  |

Percentages may not total 100% due to rounding.

## Morning and Afternoon Travel Mode Comparison by Day

■ Morning ■ Afternoon

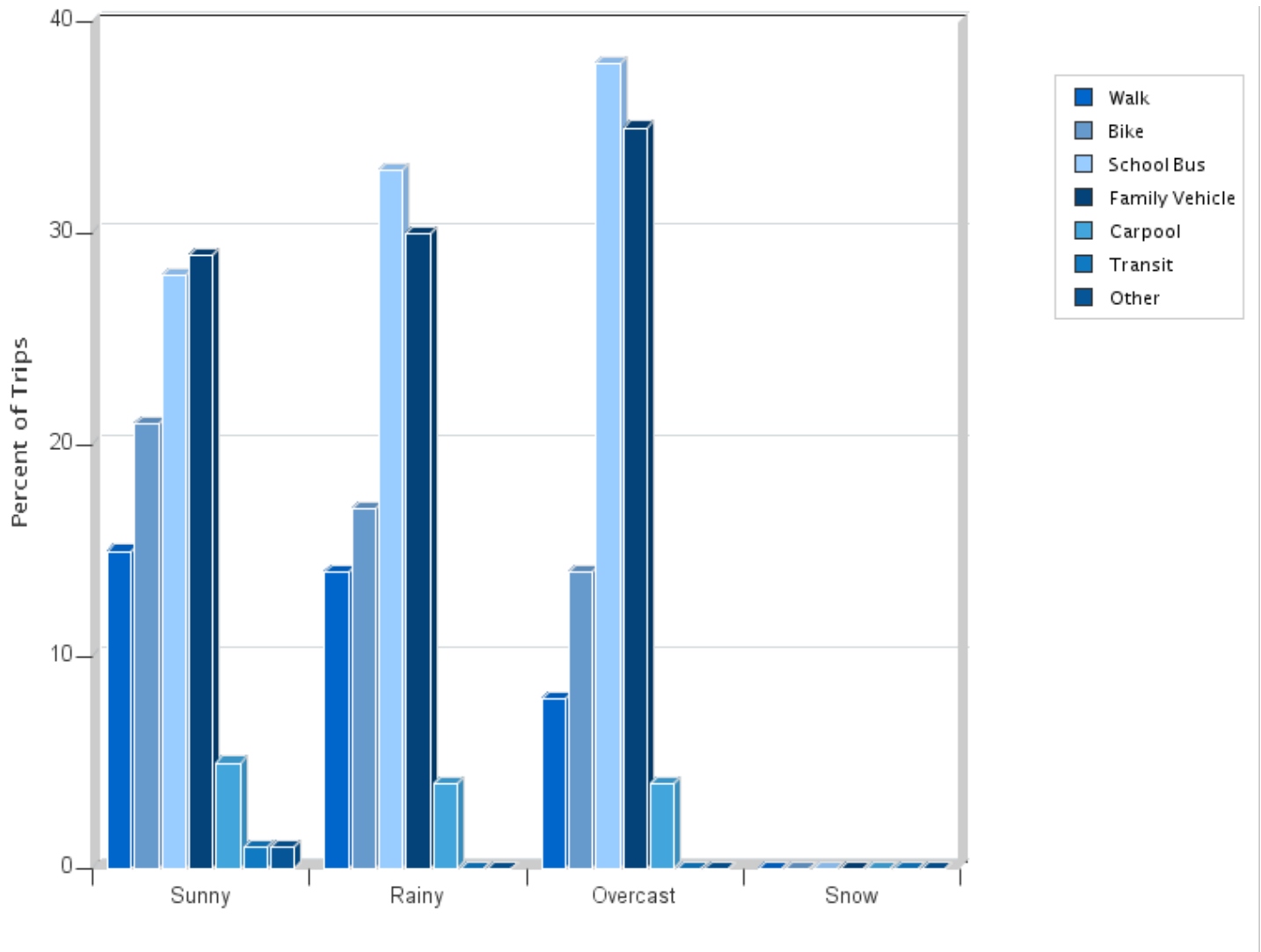


## Morning and Afternoon Travel Mode Comparison by Day

|              | Number of Trips | Walk | Bike | School Bus | Family Vehicle | Carpool | Transit | Other |
|--------------|-----------------|------|------|------------|----------------|---------|---------|-------|
| Tuesday AM   | 398             | 13%  | 20%  | 27%        | 33%            | 4%      | 2%      | 1%    |
| Tuesday PM   | 334             | 14%  | 22%  | 28%        | 26%            | 7%      | 1%      | 0.9%  |
| Wednesday AM | 251             | 14%  | 20%  | 29%        | 31%            | 5%      | 0.8%    | 0.8%  |
| Wednesday PM | 247             | 17%  | 20%  | 33%        | 23%            | 6%      | 0.8%    | 0.4%  |
| Thursday AM  | 366             | 14%  | 20%  | 27%        | 34%            | 3%      | 1%      | 0.8%  |
| Thursday PM  | 277             | 15%  | 19%  | 30%        | 28%            | 6%      | 0.7%    | 0.7%  |

Percentages may not total 100% due to rounding.

### Travel Mode by Weather Conditions



### Travel Mode by Weather Condition

| Weather Condition | Number of Trips | Walk | Bike | School Bus | Family Vehicle | Carpool | Transit | Other |
|-------------------|-----------------|------|------|------------|----------------|---------|---------|-------|
| Sunny             | 1644            | 15%  | 21%  | 28%        | 29%            | 5%      | 1%      | 0.9%  |
| Rainy             | 138             | 14%  | 17%  | 33%        | 30%            | 4%      | 0%      | 0%    |
| Overcast          | 91              | 8%   | 14%  | 38%        | 35%            | 4%      | 0%      | 0%    |
| Snow              | 0               | 0%   | 0%   | 0%         | 0%             | 0%      | 0%      | 0%    |

Percentages may not total 100% due to rounding.