

# Student Travel Tally Report: One School in One Data Collection Period

**School Name:** Dixie Elementary School

**Set ID:** 17954

**School Group:** Marin Safe Routes to Schools

**Month and Year Collected:** May 2015

**School Enrollment:** 416

**Date Report Generated:** 09/22/2015

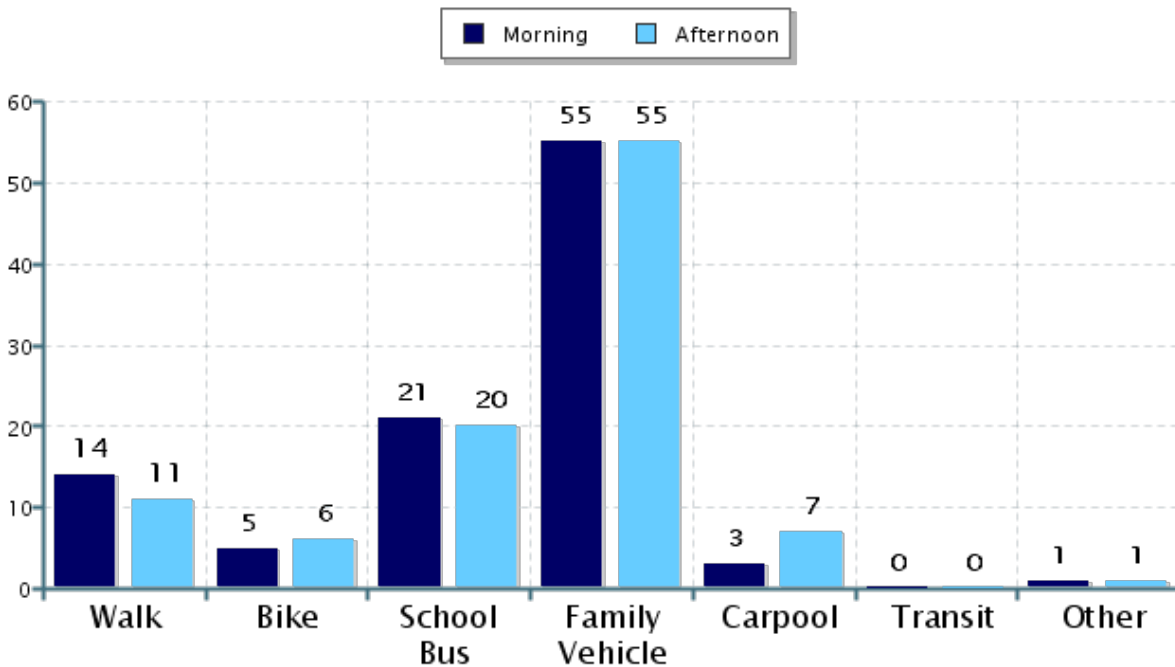
**% of Students reached by SRTS activities:** 76-100%

**Tags:**

**Number of Classrooms  
Included in Report:** 14

This report contains information from your school's classrooms about students' trip to and from school. The data used in this report were collected using the in-class Student Travel Tally questionnaire from the National Center for Safe Routes to School.

## Morning and Afternoon Travel Mode Comparison



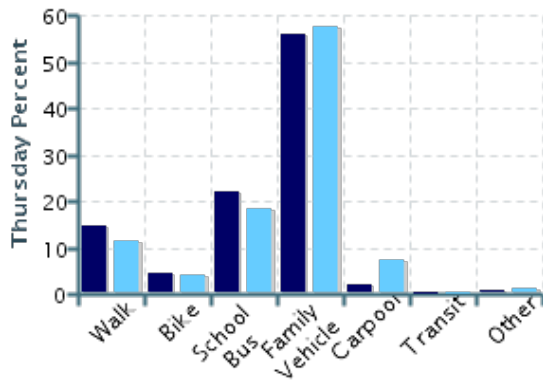
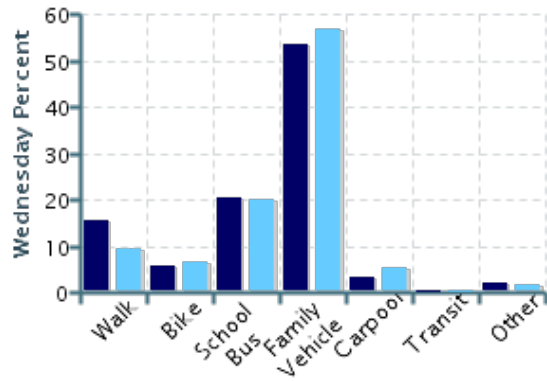
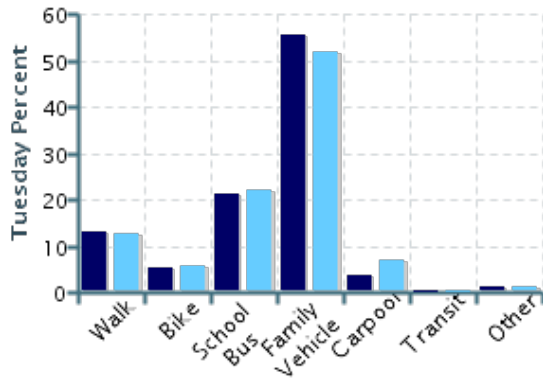
## Morning and Afternoon Travel Mode Comparison

	Number of Trips	Walk	Bike	School Bus	Family Vehicle	Carpool	Transit	Other
Morning	863	14%	5%	21%	55%	3%	0%	1%
Afternoon	817	11%	6%	20%	55%	7%	0%	1%

Percentages may not total 100% due to rounding.

## Morning and Afternoon Travel Mode Comparison by Day

■ Morning      ■ Afternoon

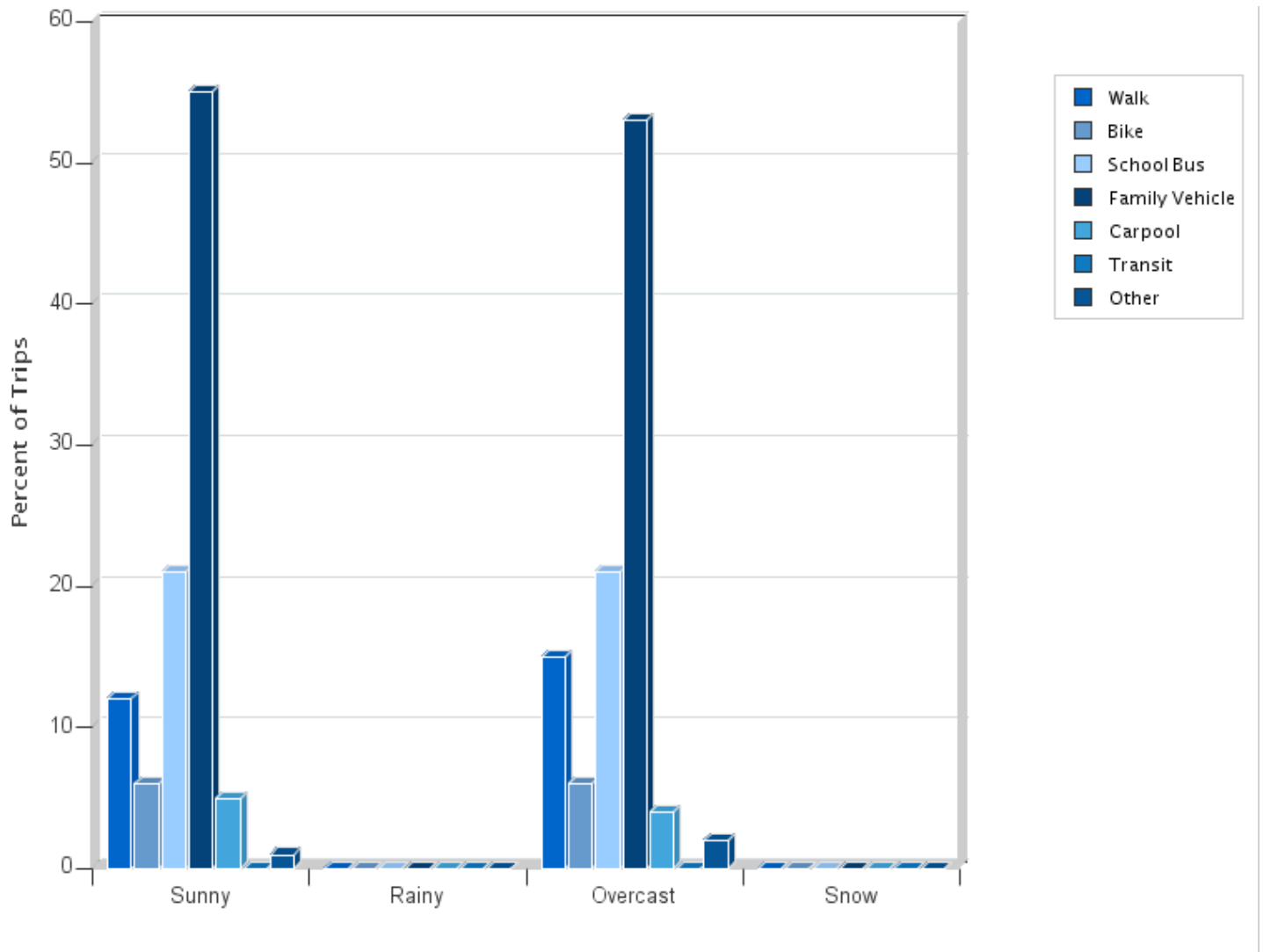


## Morning and Afternoon Travel Mode Comparison by Day

	Number of Trips	Walk	Bike	School Bus	Family Vehicle	Carpool	Transit	Other
Tuesday AM	285	13%	5%	21%	55%	4%	0%	1%
Tuesday PM	264	13%	6%	22%	52%	7%	0%	1%
Wednesday AM	292	15%	6%	20%	53%	3%	0%	2%
Wednesday PM	273	10%	7%	20%	57%	5%	0%	1%
Thursday AM	286	15%	5%	22%	56%	2%	0%	0.7%
Thursday PM	280	11%	4%	18%	57%	8%	0%	1%

Percentages may not total 100% due to rounding.

### Travel Mode by Weather Conditions



### Travel Mode by Weather Condition

Weather Condition	Number of Trips	Walk	Bike	School Bus	Family Vehicle	Carpool	Transit	Other
Sunny	805	12%	6%	21%	55%	5%	0%	0.6%
Rainy	0	0%	0%	0%	0%	0%	0%	0%
Overcast	695	15%	6%	21%	53%	4%	0%	2%
Snow	0	0%	0%	0%	0%	0%	0%	0%

Percentages may not total 100% due to rounding.