

Student Travel Tally Report: One School in One Data Collection Period

School Name: Drake High School

Set ID: 28225

School Group: Marin Safe Routes to Schools

Month and Year Collected: May 2019

School Enrollment: 1307

Date Report Generated: 06/05/2019

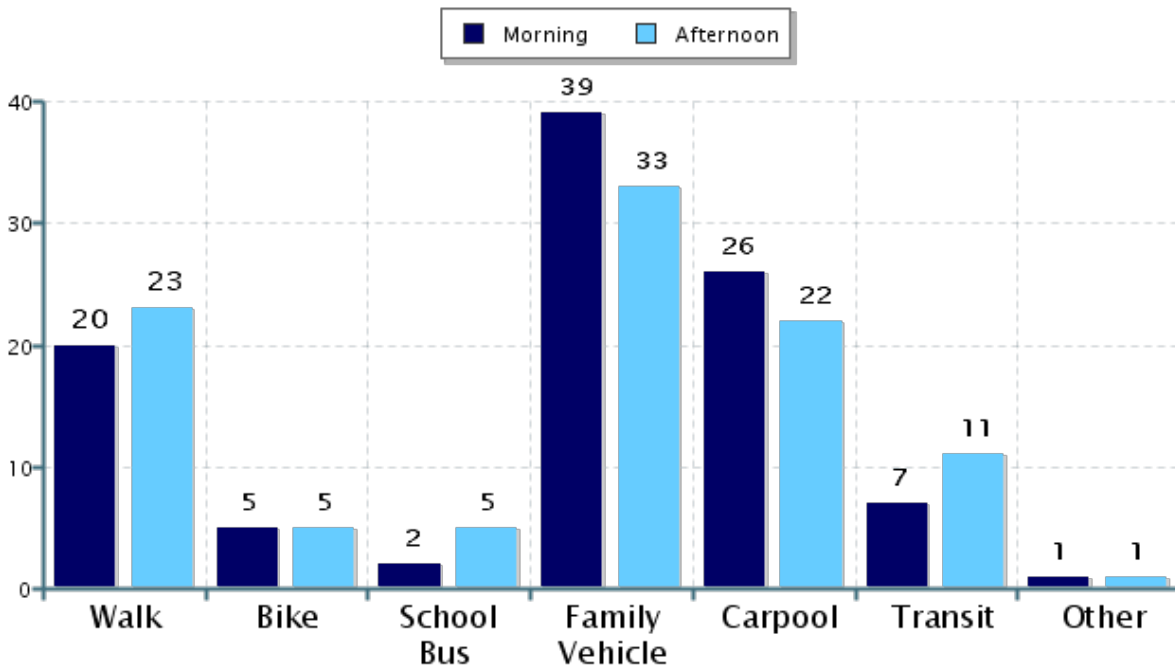
% of Students reached by SRTS activities: Don't Know

Tags:

**Number of Classrooms
Included in Report:** 9

This report contains information from your school's classrooms about students' trip to and from school. The data used in this report were collected using the in-class Student Travel Tally questionnaire from the National Center for Safe Routes to School.

Morning and Afternoon Travel Mode Comparison



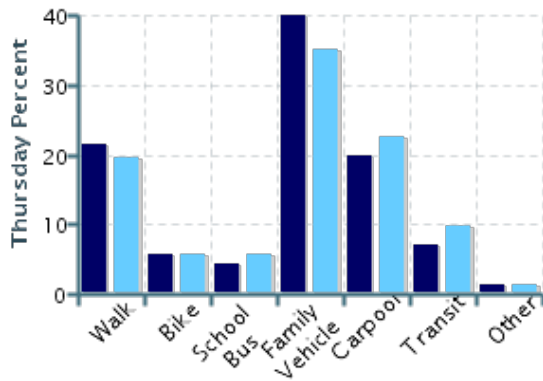
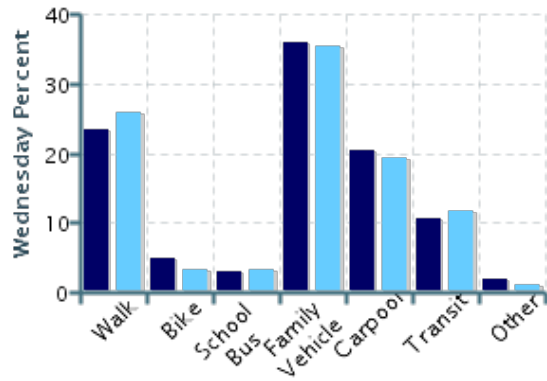
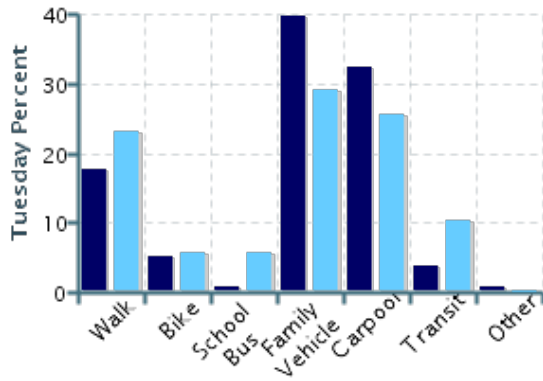
Morning and Afternoon Travel Mode Comparison

	Number of Trips	Walk	Bike	School Bus	Family Vehicle	Carpool	Transit	Other
Morning	309	20%	5%	2%	39%	26%	7%	1%
Afternoon	250	23%	5%	5%	33%	22%	11%	0.8%

Percentages may not total 100% due to rounding.

Morning and Afternoon Travel Mode Comparison by Day

■ Morning ■ Afternoon

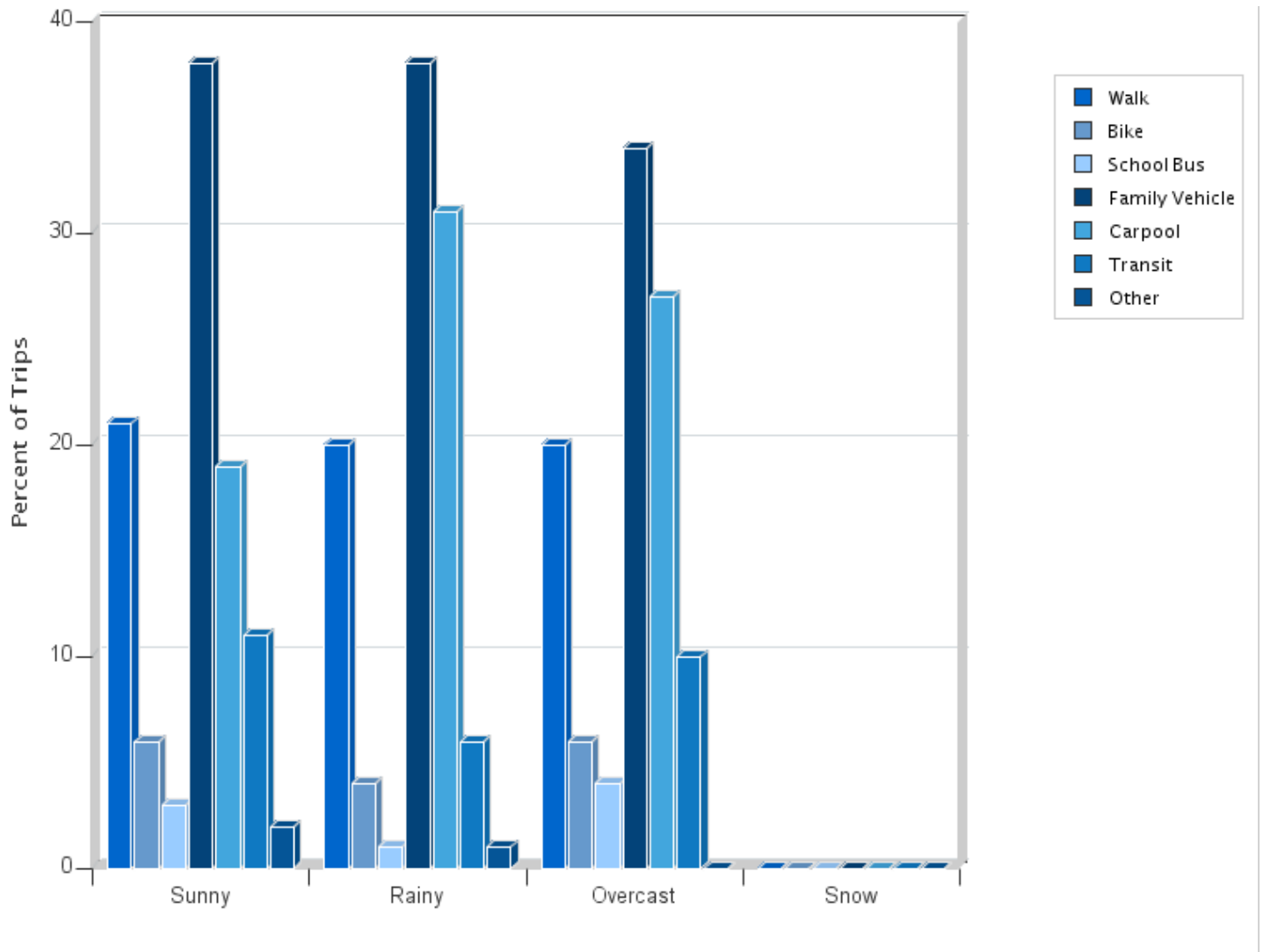


Morning and Afternoon Travel Mode Comparison by Day

	Number of Trips	Walk	Bike	School Bus	Family Vehicle	Carpool	Transit	Other
Tuesday AM	136	18%	5%	0.7%	40%	32%	4%	0.7%
Tuesday PM	86	23%	6%	6%	29%	26%	10%	0%
Wednesday AM	103	23%	5%	3%	36%	20%	11%	2%
Wednesday PM	93	26%	3%	3%	35%	19%	12%	1%
Thursday AM	70	21%	6%	4%	40%	20%	7%	1%
Thursday PM	71	20%	6%	6%	35%	23%	10%	1%

Percentages may not total 100% due to rounding.

Travel Mode by Weather Conditions



Travel Mode by Weather Condition

Weather Condition	Number of Trips	Walk	Bike	School Bus	Family Vehicle	Carpool	Transit	Other
Sunny	301	21%	6%	3%	38%	19%	11%	2%
Rainy	139	20%	4%	0.7%	38%	31%	6%	0.7%
Overcast	83	20%	6%	4%	34%	27%	10%	0%
Snow	0	0%	0%	0%	0%	0%	0%	0%

Percentages may not total 100% due to rounding.