

# Student Travel Tally Report: One School in One Data Collection Period

**School Name:** Edna Maguire Elementary School

**Set ID:** 29493

**School Group:** Marin Safe Routes to Schools

**Month and Year Collected:** September 2019

**School Enrollment:** 543

**Date Report Generated:** 11/05/2019

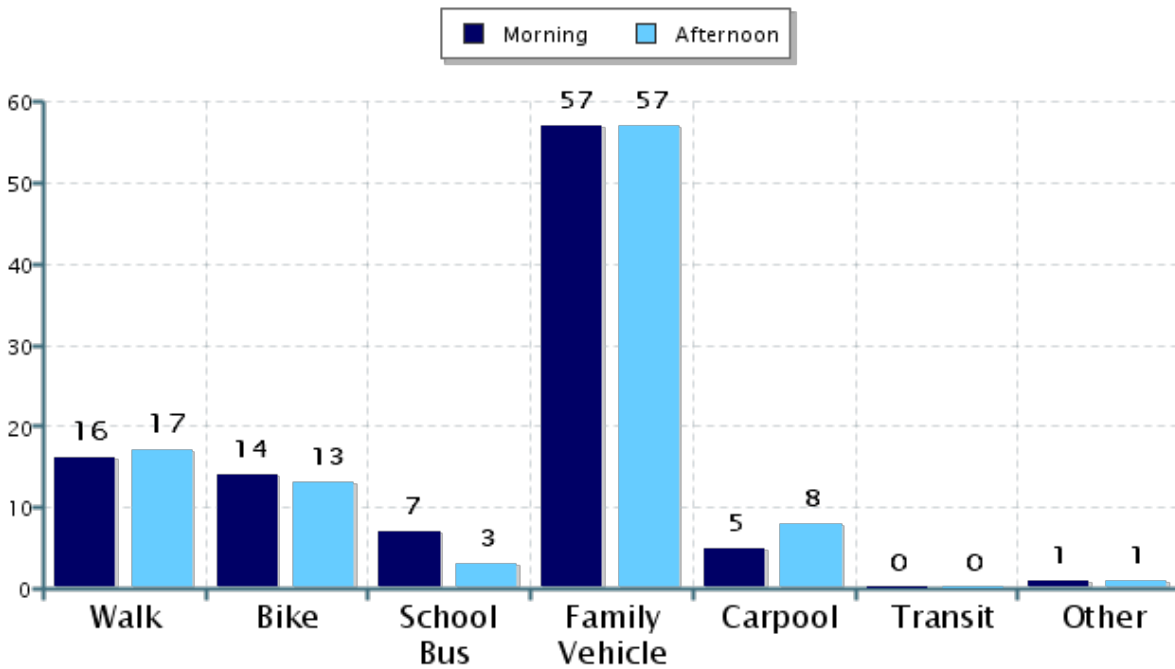
**% of Students reached by SRTS activities:** Don't Know

**Tags:**

**Number of Classrooms  
Included in Report:** 25

This report contains information from your school's classrooms about students' trip to and from school. The data used in this report were collected using the in-class Student Travel Tally questionnaire from the National Center for Safe Routes to School.

## Morning and Afternoon Travel Mode Comparison



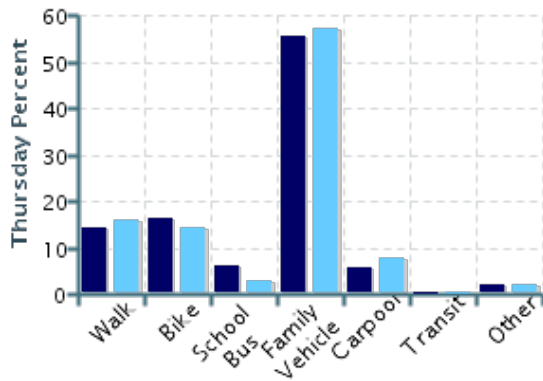
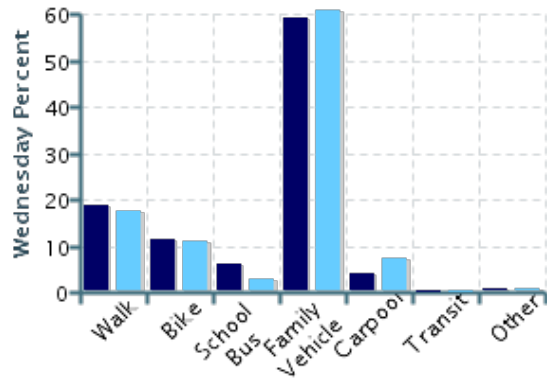
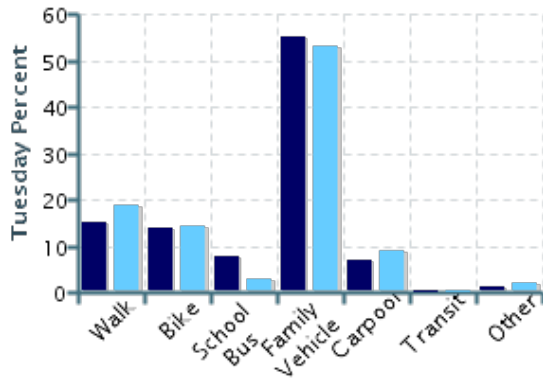
## Morning and Afternoon Travel Mode Comparison

	Number of Trips	Walk	Bike	School Bus	Family Vehicle	Carpool	Transit	Other
Morning	903	16%	14%	7%	57%	5%	0%	1%
Afternoon	885	17%	13%	3%	57%	8%	0%	1%

Percentages may not total 100% due to rounding.

## Morning and Afternoon Travel Mode Comparison by Day

■ Morning      ■ Afternoon

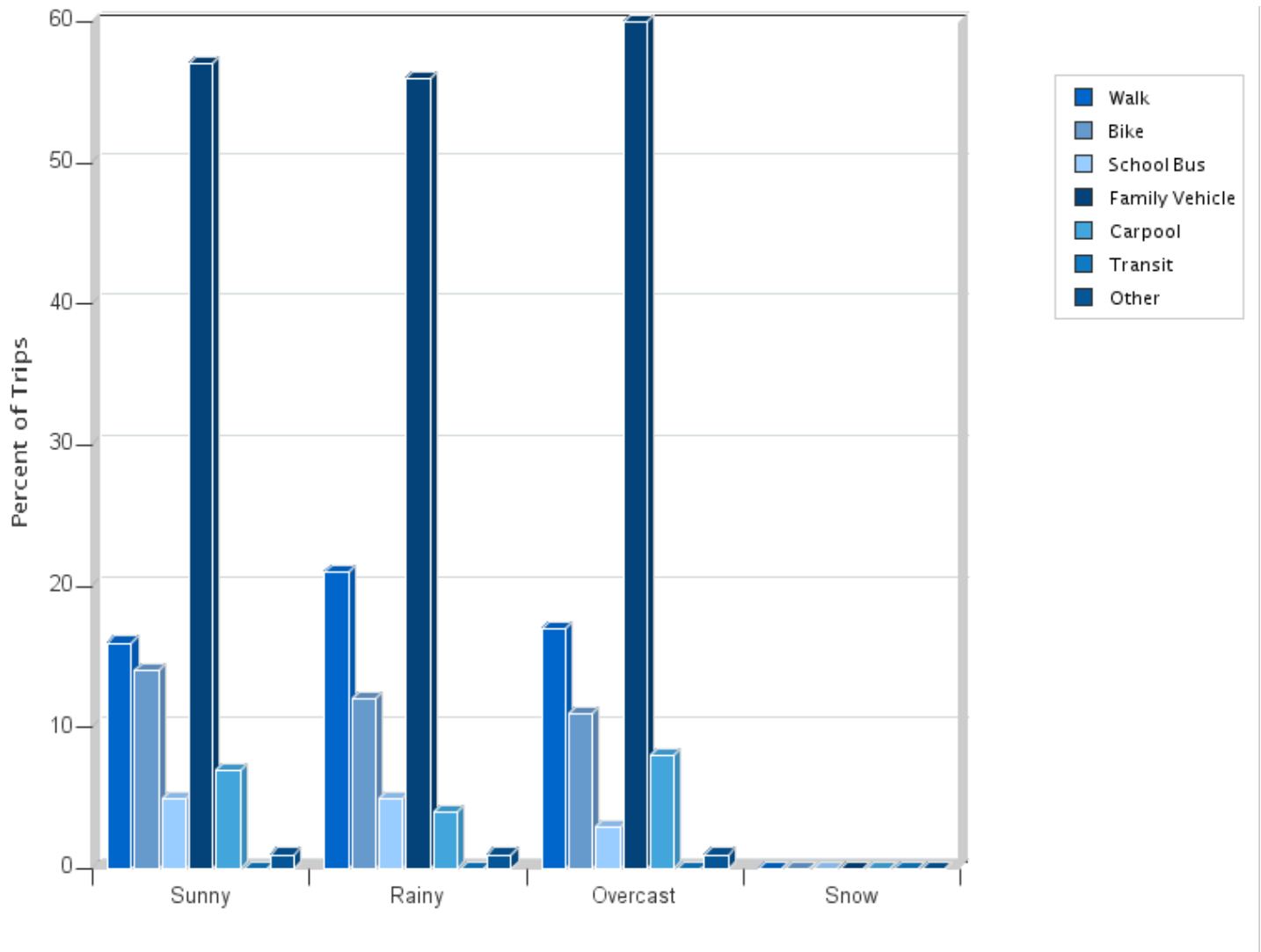


## Morning and Afternoon Travel Mode Comparison by Day

	Number of Trips	Walk	Bike	School Bus	Family Vehicle	Carpool	Transit	Other
Tuesday AM	281	15%	14%	8%	55%	7%	0%	1%
Tuesday PM	262	19%	14%	3%	53%	9%	0%	2%
Wednesday AM	322	19%	11%	6%	59%	4%	0%	0.6%
Wednesday PM	323	18%	11%	3%	61%	7%	0%	0.3%
Thursday AM	300	14%	16%	6%	56%	6%	0%	2%
Thursday PM	300	16%	14%	3%	57%	8%	0%	2%

Percentages may not total 100% due to rounding.

Travel Mode by Weather Conditions



Travel Mode by Weather Condition

Weather Condition	Number of Trips	Walk	Bike	School Bus	Family Vehicle	Carpool	Transit	Other
Sunny	1417	16%	14%	5%	57%	7%	0%	1%
Rainy	224	21%	12%	5%	56%	4%	0%	0.9%
Overcast	147	17%	11%	3%	60%	8%	0%	1%
Snow	0	0%	0%	0%	0%	0%	0%	0%

Percentages may not total 100% due to rounding.