

# Student Travel Tally Report: One School in One Data Collection Period

**School Name:** Edna Maguire Elementary School

**Set ID:** 17968

**School Group:** Marin Safe Routes to Schools

**Month and Year Collected:** May 2015

**School Enrollment:** 607

**Date Report Generated:** 09/22/2015

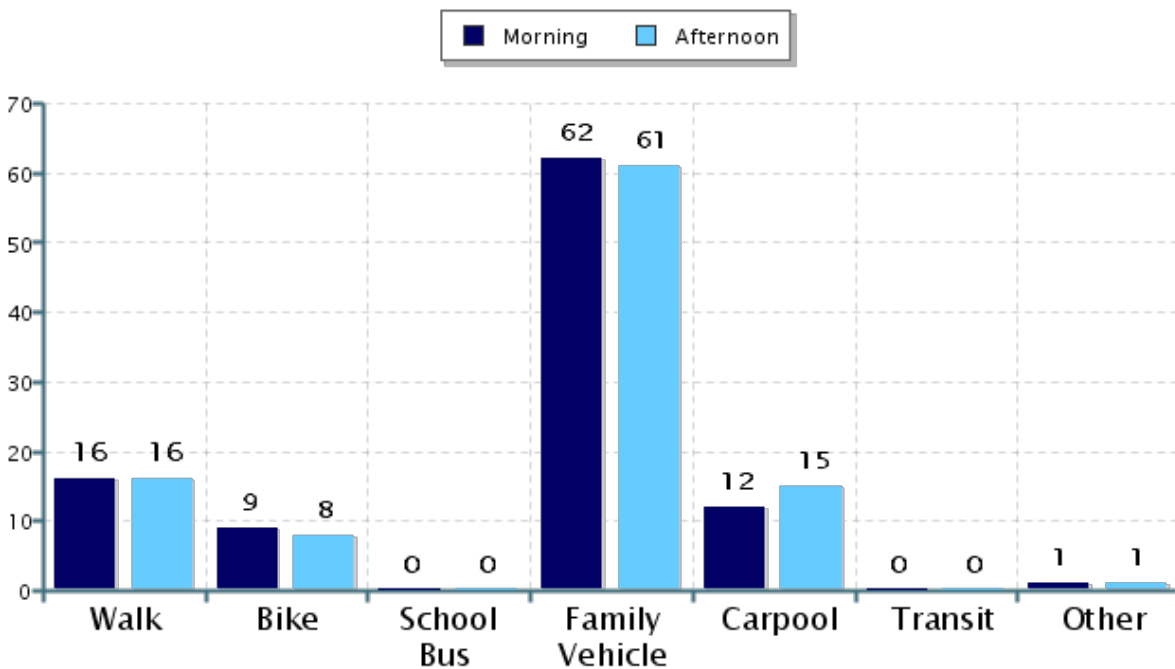
**% of Students reached by SRTS activities:** 76-100%

**Tags:**

**Number of Classrooms  
Included in Report:** 24

This report contains information from your school's classrooms about students' trip to and from school. The data used in this report were collected using the in-class Student Travel Tally questionnaire from the National Center for Safe Routes to School.

## Morning and Afternoon Travel Mode Comparison



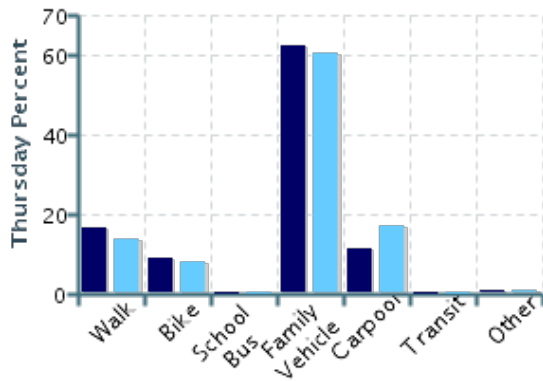
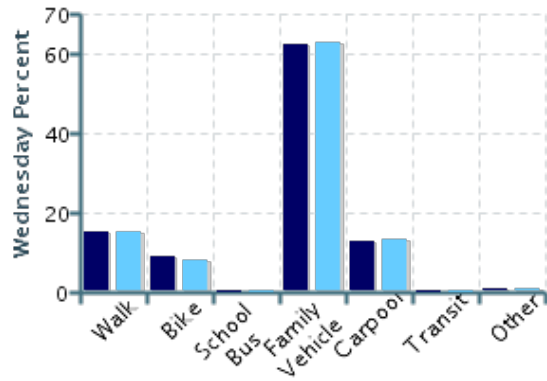
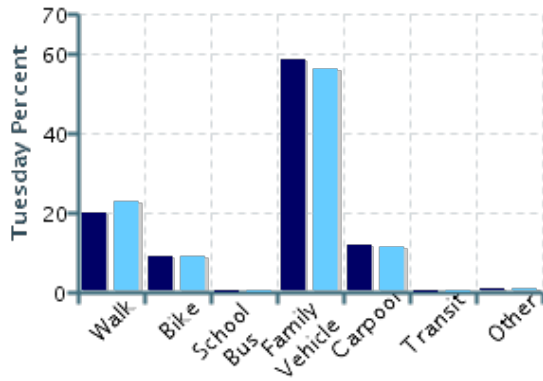
## Morning and Afternoon Travel Mode Comparison

	Number of Trips	Walk	Bike	School Bus	Family Vehicle	Carpool	Transit	Other
Morning	1177	16%	9%	0%	62%	12%	0%	0.7%
Afternoon	1178	16%	8%	0%	61%	15%	0%	0.6%

Percentages may not total 100% due to rounding.

## Morning and Afternoon Travel Mode Comparison by Day

■ Morning ■ Afternoon

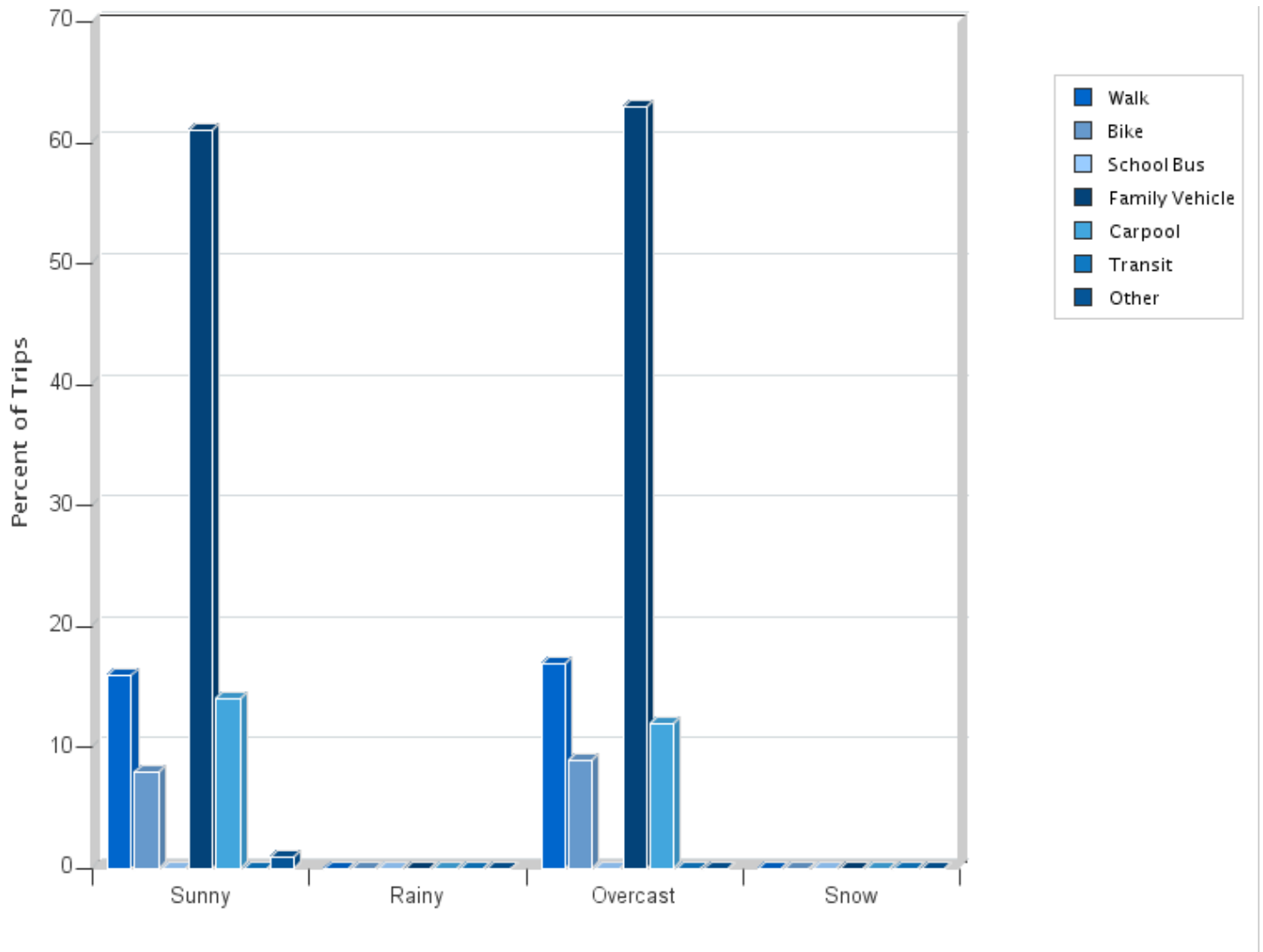


## Morning and Afternoon Travel Mode Comparison by Day

	Number of Trips	Walk	Bike	School Bus	Family Vehicle	Carpool	Transit	Other
Tuesday AM	166	20%	9%	0%	58%	12%	0%	0.6%
Tuesday PM	166	23%	9%	0%	56%	11%	0%	0.6%
Wednesday AM	516	15%	9%	0%	62%	13%	0%	0.8%
Wednesday PM	514	15%	8%	0%	63%	13%	0%	0.6%
Thursday AM	495	17%	9%	0%	62%	12%	0%	0.6%
Thursday PM	498	14%	8%	0%	60%	17%	0%	0.6%

Percentages may not total 100% due to rounding.

### Travel Mode by Weather Conditions



### Travel Mode by Weather Condition

Weather Condition	Number of Trips	Walk	Bike	School Bus	Family Vehicle	Carpool	Transit	Other
Sunny	1527	16%	8%	0%	61%	14%	0%	1.0%
Rainy	0	0%	0%	0%	0%	0%	0%	0%
Overcast	808	17%	9%	0%	63%	12%	0%	0%
Snow	0	0%	0%	0%	0%	0%	0%	0%

Percentages may not total 100% due to rounding.