

Student Travel Tally Report: One School in One Data Collection Period

School Name: Glenwood

Set ID: 29494

School Group: Marin Safe Routes to Schools

Month and Year Collected: September 2019

School Enrollment: 389

Date Report Generated: 11/05/2019

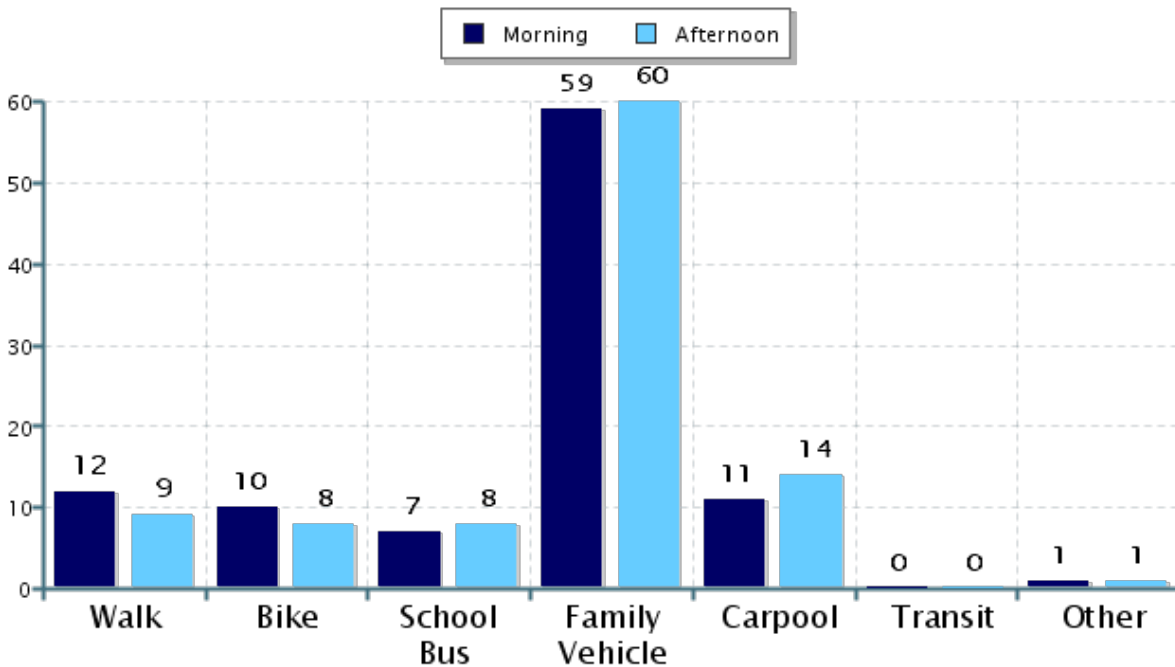
% of Students reached by SRTS activities: Don't Know

Tags:

**Number of Classrooms
Included in Report:** 17

This report contains information from your school's classrooms about students' trip to and from school. The data used in this report were collected using the in-class Student Travel Tally questionnaire from the National Center for Safe Routes to School.

Morning and Afternoon Travel Mode Comparison



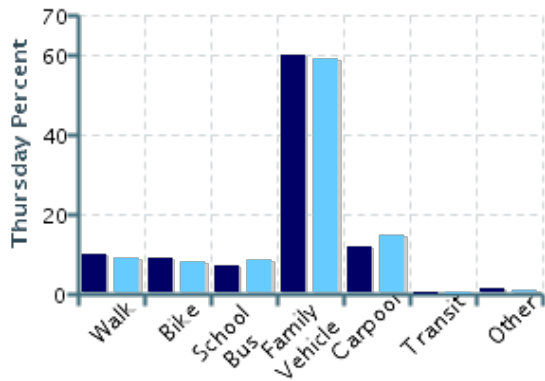
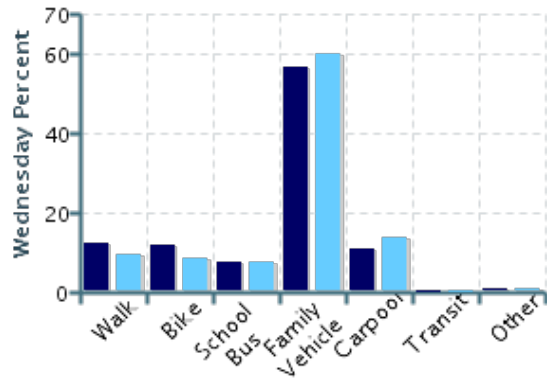
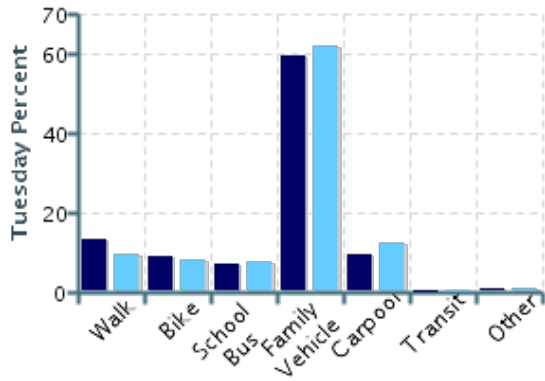
Morning and Afternoon Travel Mode Comparison

	Number of Trips	Walk	Bike	School Bus	Family Vehicle	Carpool	Transit	Other
Morning	841	12%	10%	7%	59%	11%	0%	1.0%
Afternoon	798	9%	8%	8%	60%	14%	0%	0.6%

Percentages may not total 100% due to rounding.

Morning and Afternoon Travel Mode Comparison by Day

■ Morning ■ Afternoon

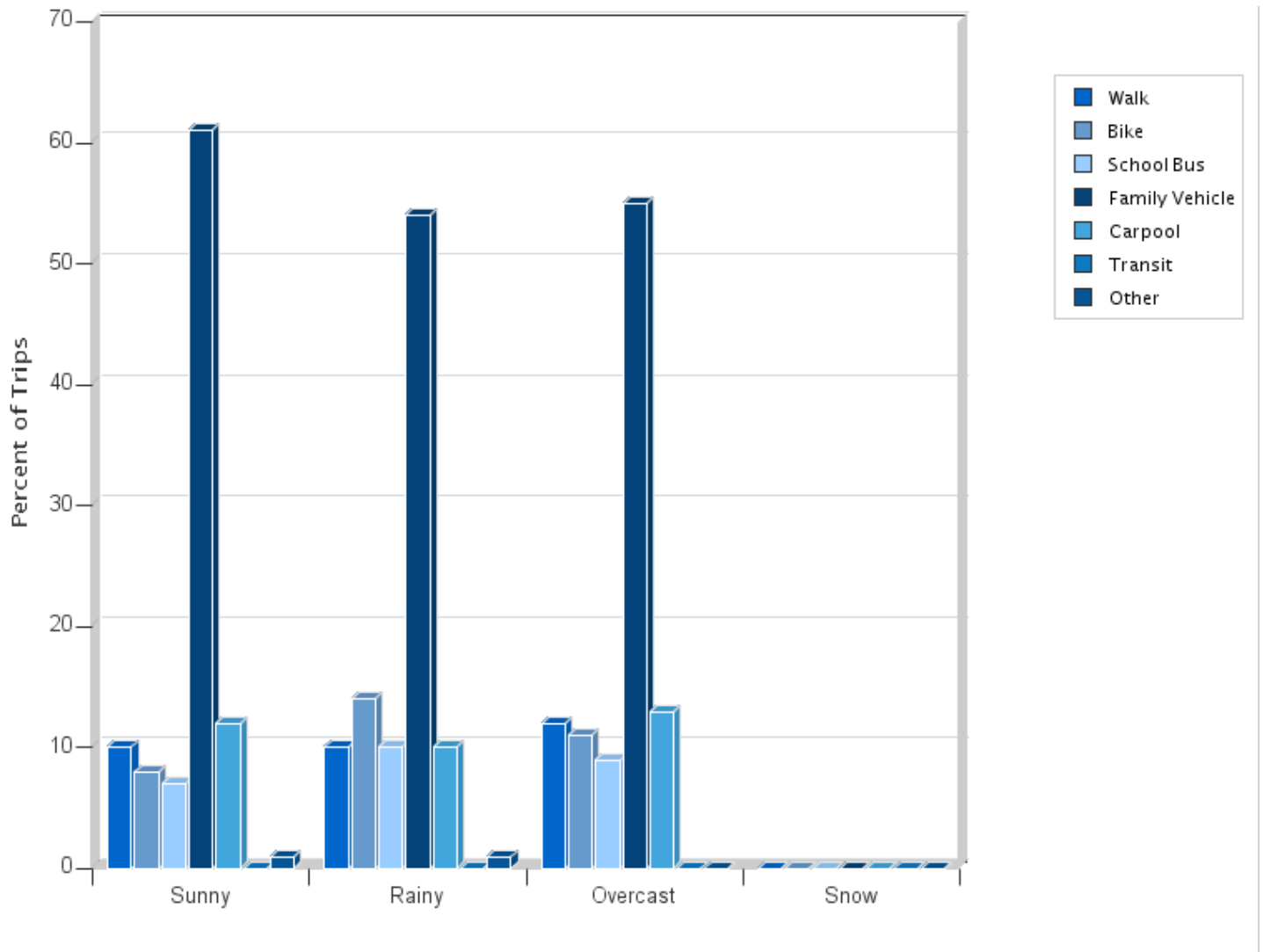


Morning and Afternoon Travel Mode Comparison by Day

	Number of Trips	Walk	Bike	School Bus	Family Vehicle	Carpool	Transit	Other
Tuesday AM	288	13%	9%	7%	60%	10%	0%	1%
Tuesday PM	287	9%	8%	8%	62%	13%	0%	0.7%
Wednesday AM	289	12%	12%	8%	57%	11%	0%	0.3%
Wednesday PM	245	9%	9%	8%	60%	14%	0%	0.4%
Thursday AM	264	10%	9%	7%	60%	12%	0%	2%
Thursday PM	266	9%	8%	9%	59%	15%	0%	0.8%

Percentages may not total 100% due to rounding.

Travel Mode by Weather Conditions



Travel Mode by Weather Condition

Weather Condition	Number of Trips	Walk	Bike	School Bus	Family Vehicle	Carpool	Transit	Other
Sunny	1247	10%	8%	7%	61%	12%	0%	0.9%
Rainy	98	10%	14%	10%	54%	10%	0%	1%
Overcast	294	12%	11%	9%	55%	13%	0%	0.3%
Snow	0	0%	0%	0%	0%	0%	0%	0%

Percentages may not total 100% due to rounding.