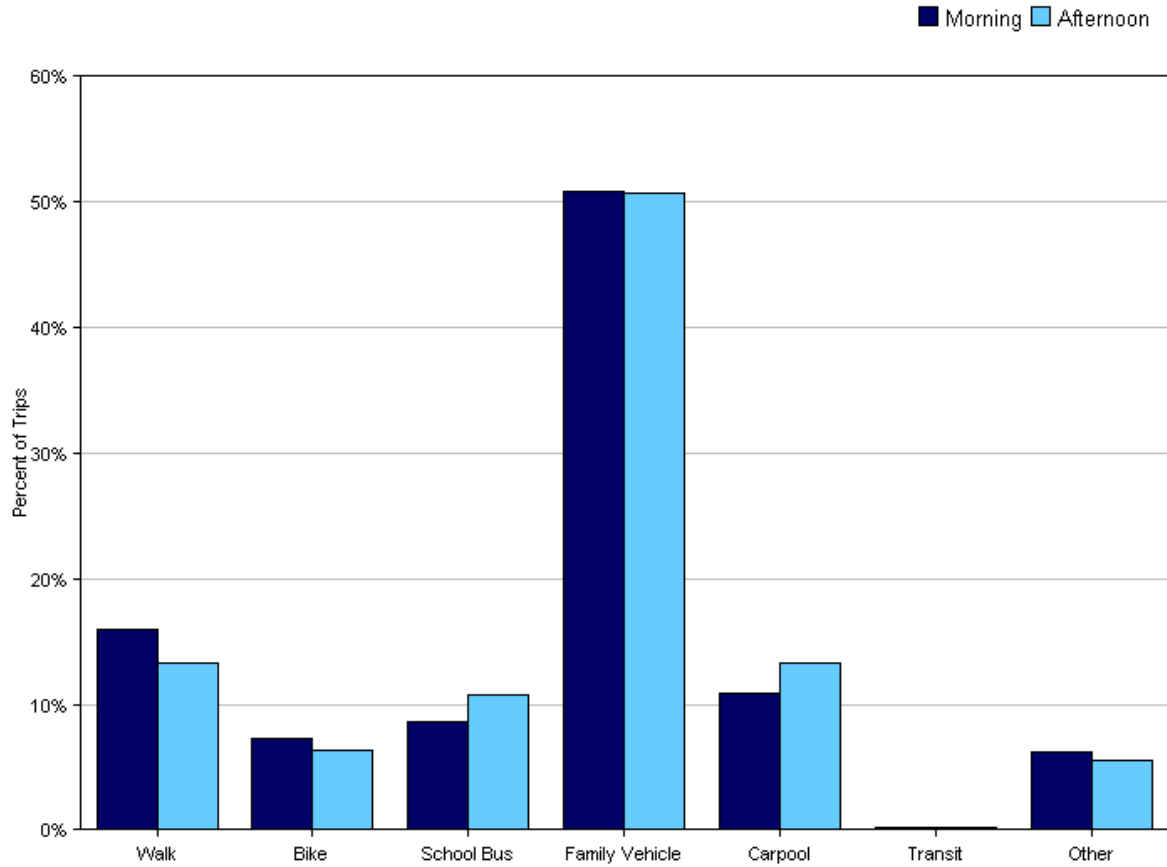


Tally Report Summary

| | | | |
|---|-----------------------|---|------------|
| Program Name: | Safe Routes to School | Month and Year Collected: | April 2013 |
| School Name: | Glenwood | Set ID: | 11946 |
| School Enrollment: | 413 | Date Report Generated: | 07/22/2013 |
| Enrollment within Grades Targeted by SRTS Program: | 413 | Number of Classrooms Included in Report: | 19 |
| Number of Classrooms in School: | 19 | | |

This report contains information from parents about their children's trip to and from school. The data used in this report were collected using the in-class Student Travel Tally questionnaire from the National Center for Safe Routes to School.

Morning and Afternoon Travel Mode Comparison

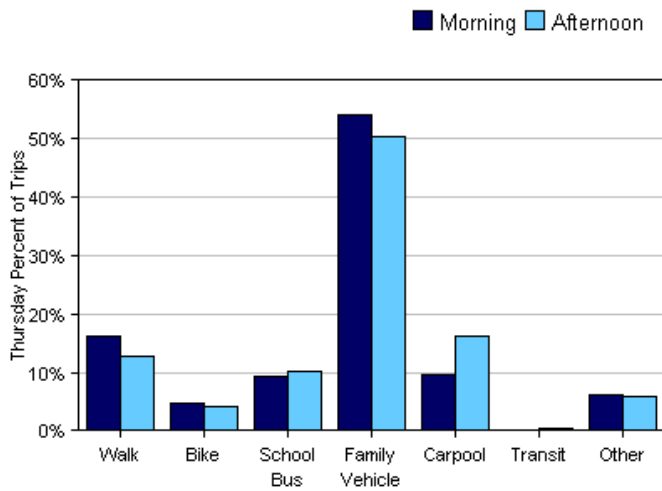
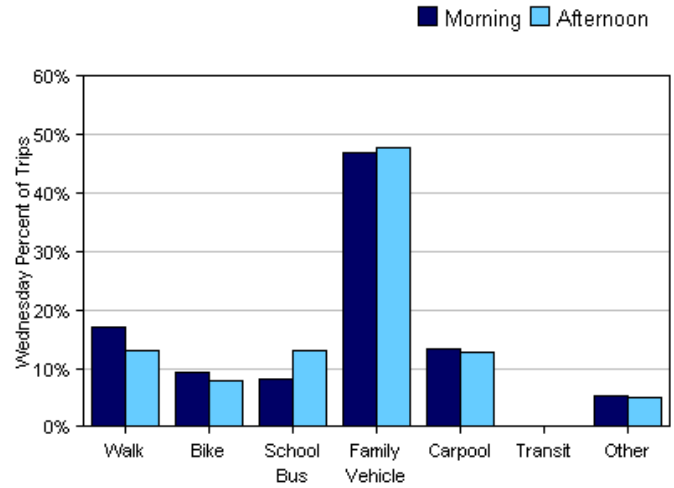
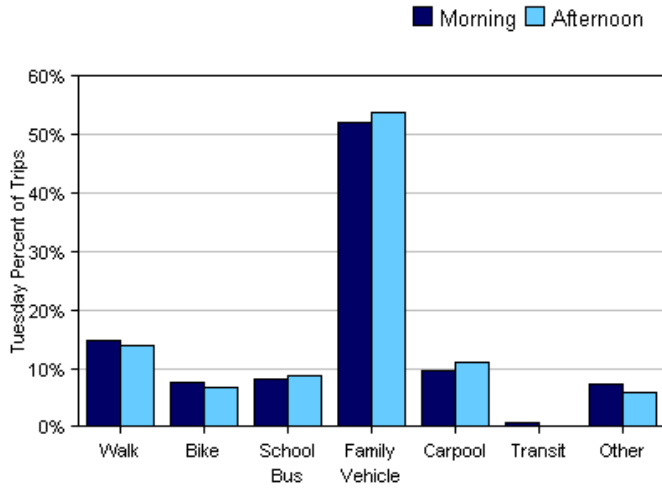


Morning and Afternoon Travel Mode Comparison

| | Number of Trips | Walk | Bike | School Bus | Family Vehicle | Carpool | Transit | Other |
|-----------|-----------------|------|------|------------|----------------|---------|---------|-------|
| Morning | 1163 | 16% | 7% | 9% | 51% | 11% | 0.3% | 6% |
| Afternoon | 1168 | 13% | 6% | 11% | 51% | 13% | 0.2% | 6% |

Percentages may not total 100% due to rounding.

Morning and Afternoon Travel Mode Comparison by Day

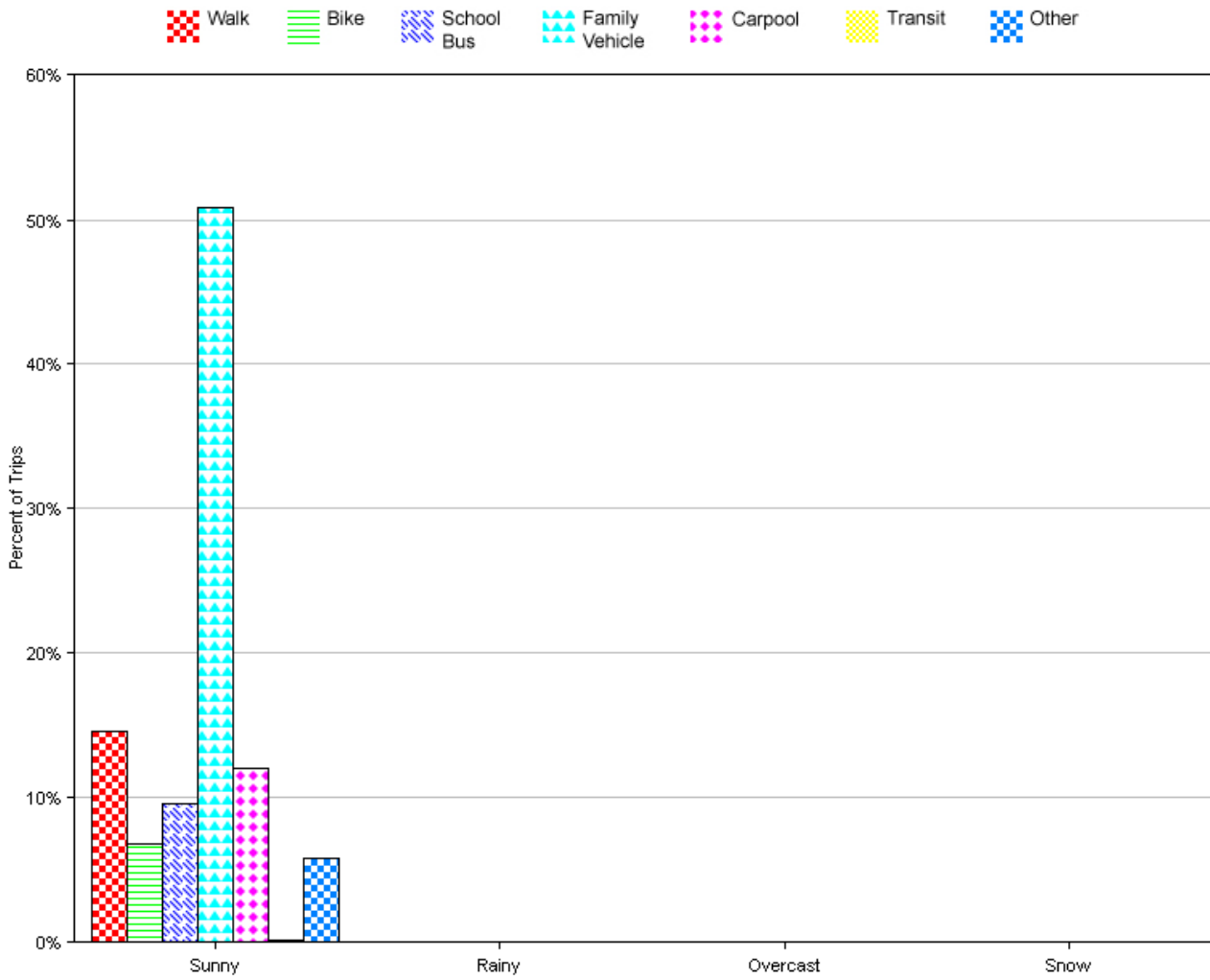


Morning and Afternoon Travel Mode Comparison by Day

| | Number of Trips | Walk | Bike | School Bus | Family Vehicle | Carpool | Transit | Other |
|--------------|-----------------|------|------|------------|----------------|---------|---------|-------|
| Tuesday AM | 401 | 15% | 7% | 8% | 52% | 9% | 0.7% | 7% |
| Tuesday PM | 403 | 14% | 7% | 9% | 54% | 11% | 0% | 6% |
| Wednesday AM | 399 | 17% | 9% | 8% | 47% | 13% | 0% | 5% |
| Wednesday PM | 403 | 13% | 8% | 13% | 48% | 13% | 0% | 5% |
| Thursday AM | 363 | 16% | 5% | 9% | 54% | 10% | 0% | 6% |
| Thursday PM | 362 | 13% | 4% | 10% | 50% | 16% | 0.6% | 6% |

Percentages may not total 100% due to rounding.

Travel Mode by Weather Conditions



Travel Mode by Weather Condition

| Weather Condition | Number of Trips | Walk | Bike | School Bus | Family Vehicle | Carpool | Transit | Other |
|-------------------|-----------------|------|------|------------|----------------|---------|---------|-------|
| Sunny | 2331 | 15% | 7% | 10% | 51% | 12% | 0.2% | 6% |
| Rainy | 0 | 0% | 0% | 0% | 0% | 0% | 0% | 0% |
| Overcast | 0 | 0% | 0% | 0% | 0% | 0% | 0% | 0% |
| Snow | 0 | 0% | 0% | 0% | 0% | 0% | 0% | 0% |

Percentages may not total 100% due to rounding.