

Student Travel Tally Report: One School in One Data Collection Period

School Name: Glenwood

Set ID: 17964

School Group: Marin Safe Routes to Schools

Month and Year Collected: May 2015

School Enrollment: 427

Date Report Generated: 09/22/2015

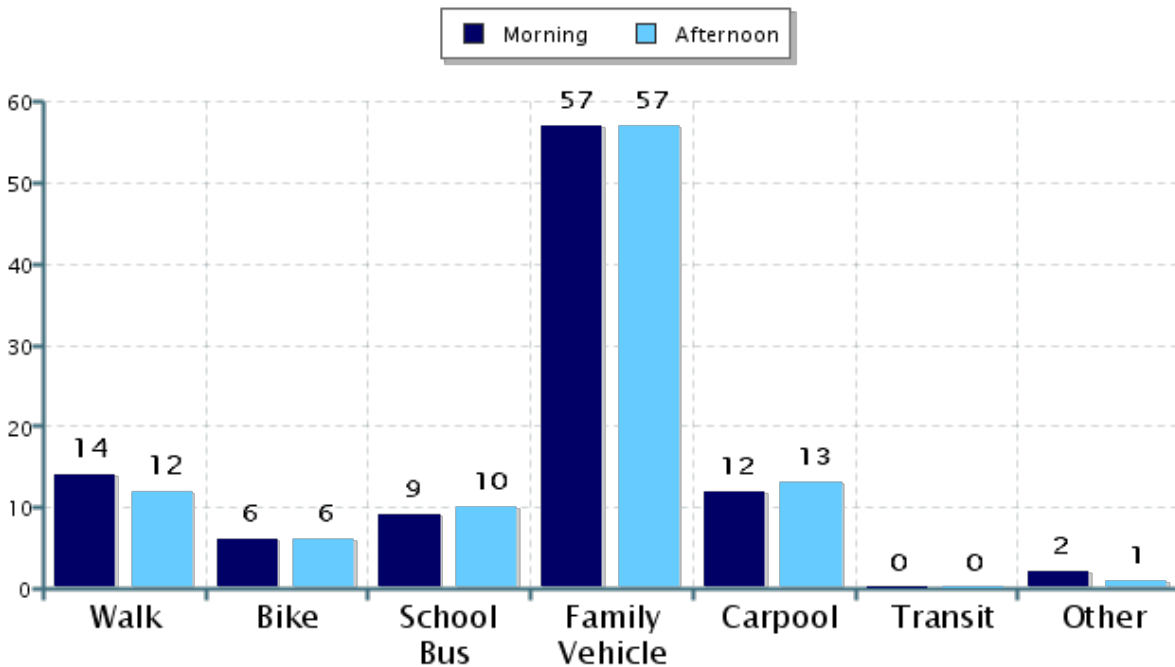
% of Students reached by SRTS activities: 76-100%

Tags:

**Number of Classrooms
Included in Report:** 15

This report contains information from your school's classrooms about students' trip to and from school. The data used in this report were collected using the in-class Student Travel Tally questionnaire from the National Center for Safe Routes to School.

Morning and Afternoon Travel Mode Comparison



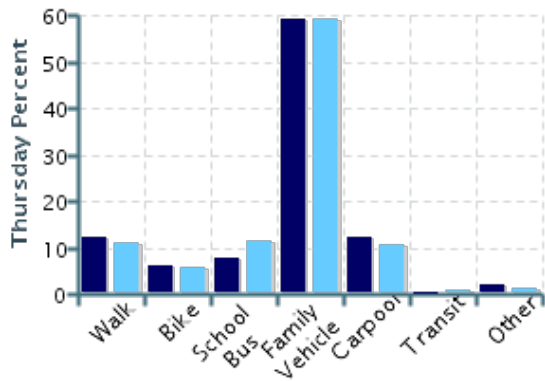
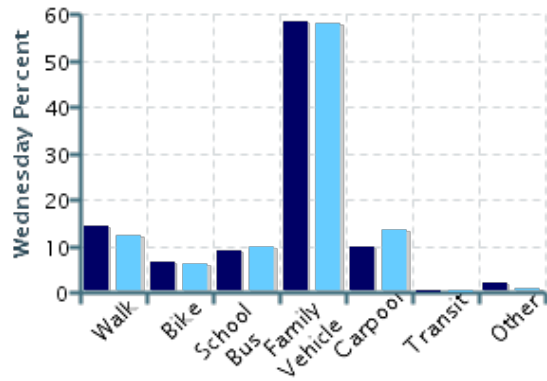
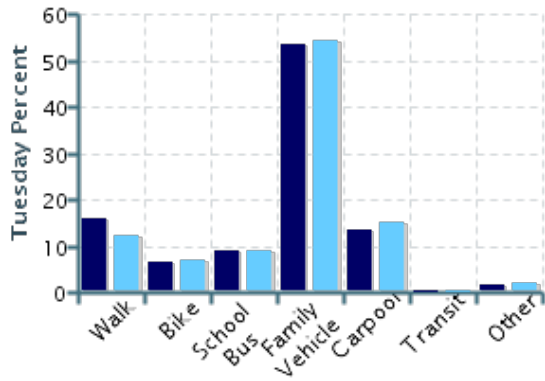
Morning and Afternoon Travel Mode Comparison

	Number of Trips	Walk	Bike	School Bus	Family Vehicle	Carpool	Transit	Other
Morning	878	14%	6%	9%	57%	12%	0%	2%
Afternoon	879	12%	6%	10%	57%	13%	0.1%	1%

Percentages may not total 100% due to rounding.

Morning and Afternoon Travel Mode Comparison by Day

■ Morning ■ Afternoon

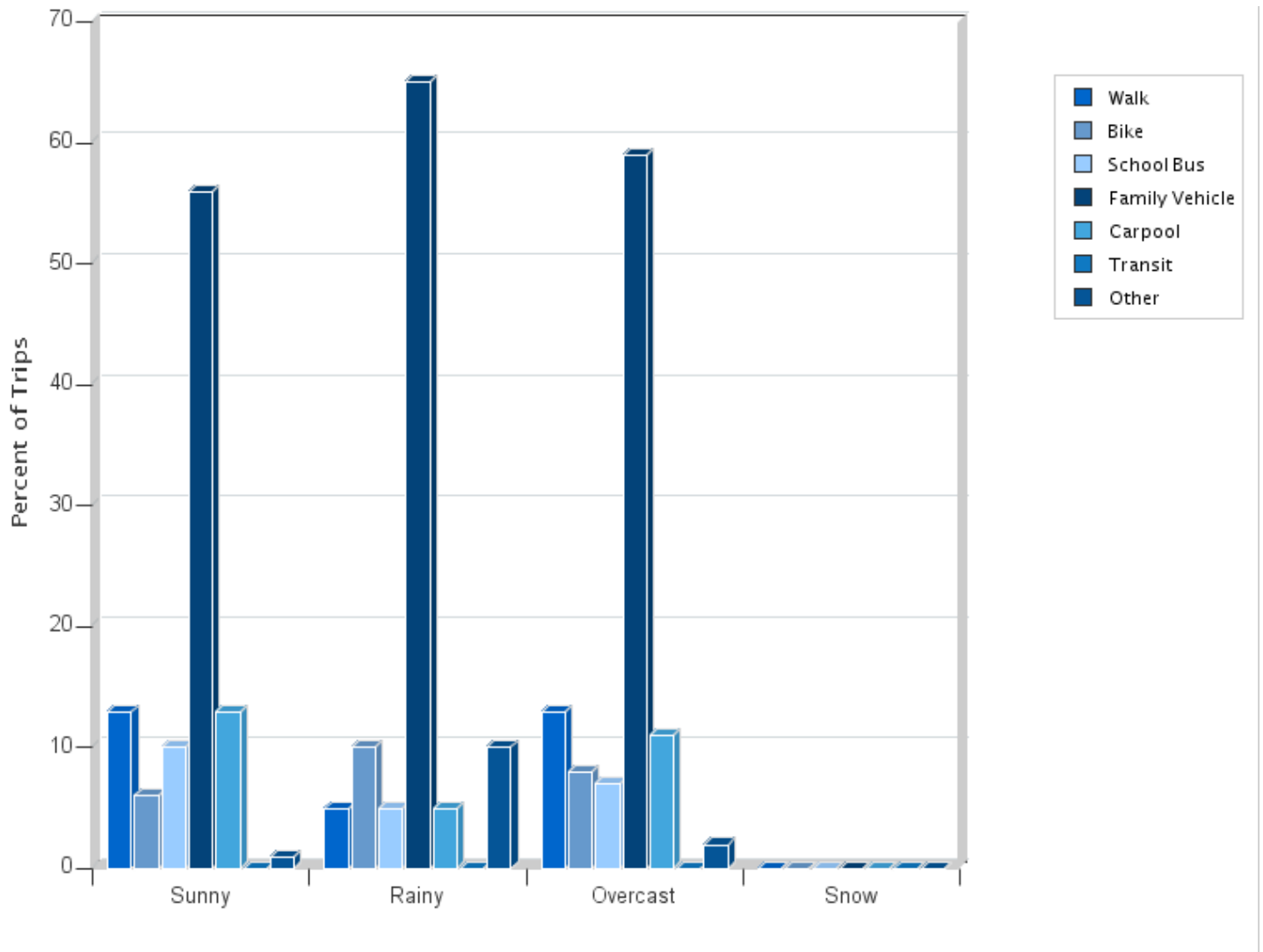


Morning and Afternoon Travel Mode Comparison by Day

	Number of Trips	Walk	Bike	School Bus	Family Vehicle	Carpool	Transit	Other
Tuesday AM	278	16%	6%	9%	54%	14%	0%	1%
Tuesday PM	276	12%	7%	9%	54%	15%	0%	2%
Wednesday AM	315	14%	7%	9%	58%	10%	0%	2%
Wednesday PM	315	12%	6%	10%	58%	13%	0%	1.0%
Thursday AM	285	12%	6%	8%	59%	12%	0%	2%
Thursday PM	288	11%	6%	11%	59%	11%	0.3%	1%

Percentages may not total 100% due to rounding.

Travel Mode by Weather Conditions



Travel Mode by Weather Condition

Weather Condition	Number of Trips	Walk	Bike	School Bus	Family Vehicle	Carpool	Transit	Other
Sunny	1284	13%	6%	10%	56%	13%	0.1%	1%
Rainy	20	5%	10%	5%	65%	5%	0%	10%
Overcast	453	13%	8%	7%	59%	11%	0%	2%
Snow	0	0%	0%	0%	0%	0%	0%	0%

Percentages may not total 100% due to rounding.