

Student Travel Tally Report: One School in One Data Collection Period

School Name: Hall Middle School

Set ID: 29495

School Group: Marin Safe Routes to Schools

Month and Year Collected: September 2019

School Enrollment: 520

Date Report Generated: 11/05/2019

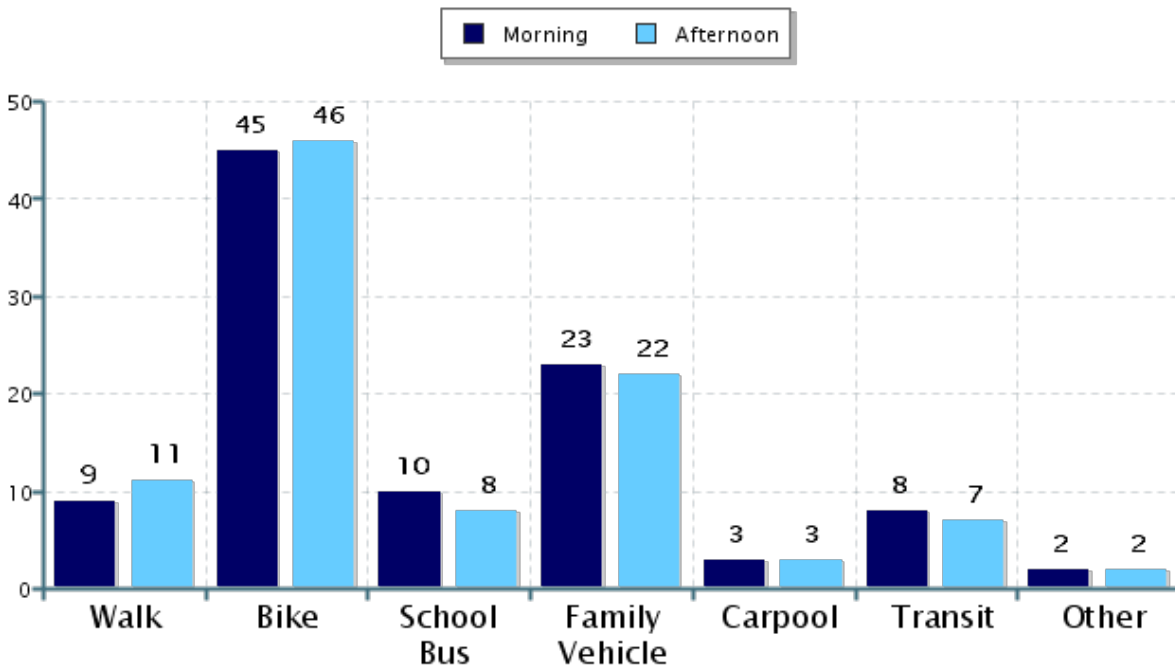
% of Students reached by SRTS activities: Don't Know

Tags:

**Number of Classrooms
Included in Report:** 15

This report contains information from your school's classrooms about students' trip to and from school. The data used in this report were collected using the in-class Student Travel Tally questionnaire from the National Center for Safe Routes to School.

Morning and Afternoon Travel Mode Comparison



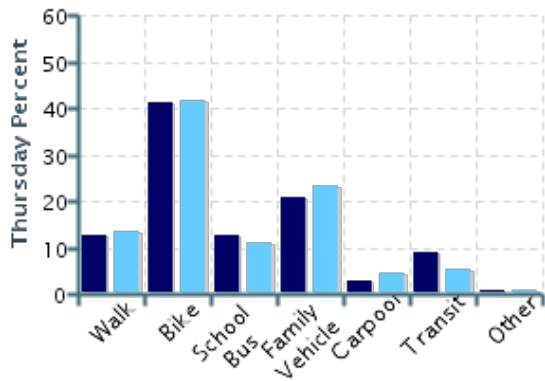
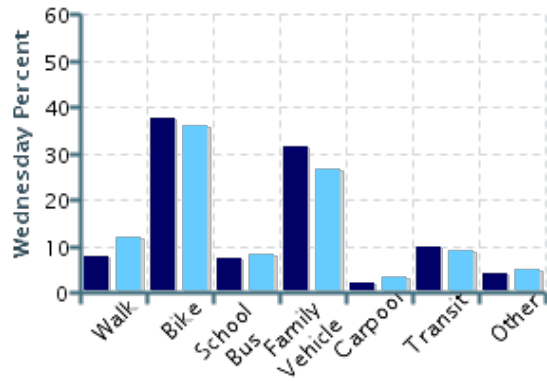
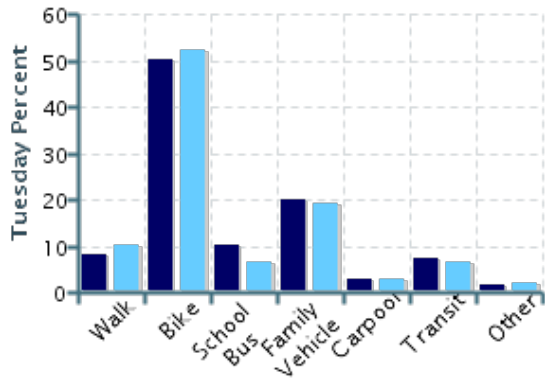
Morning and Afternoon Travel Mode Comparison

	Number of Trips	Walk	Bike	School Bus	Family Vehicle	Carpool	Transit	Other
Morning	564	9%	45%	10%	23%	3%	8%	2%
Afternoon	507	11%	46%	8%	22%	3%	7%	2%

Percentages may not total 100% due to rounding.

Morning and Afternoon Travel Mode Comparison by Day

■ Morning ■ Afternoon

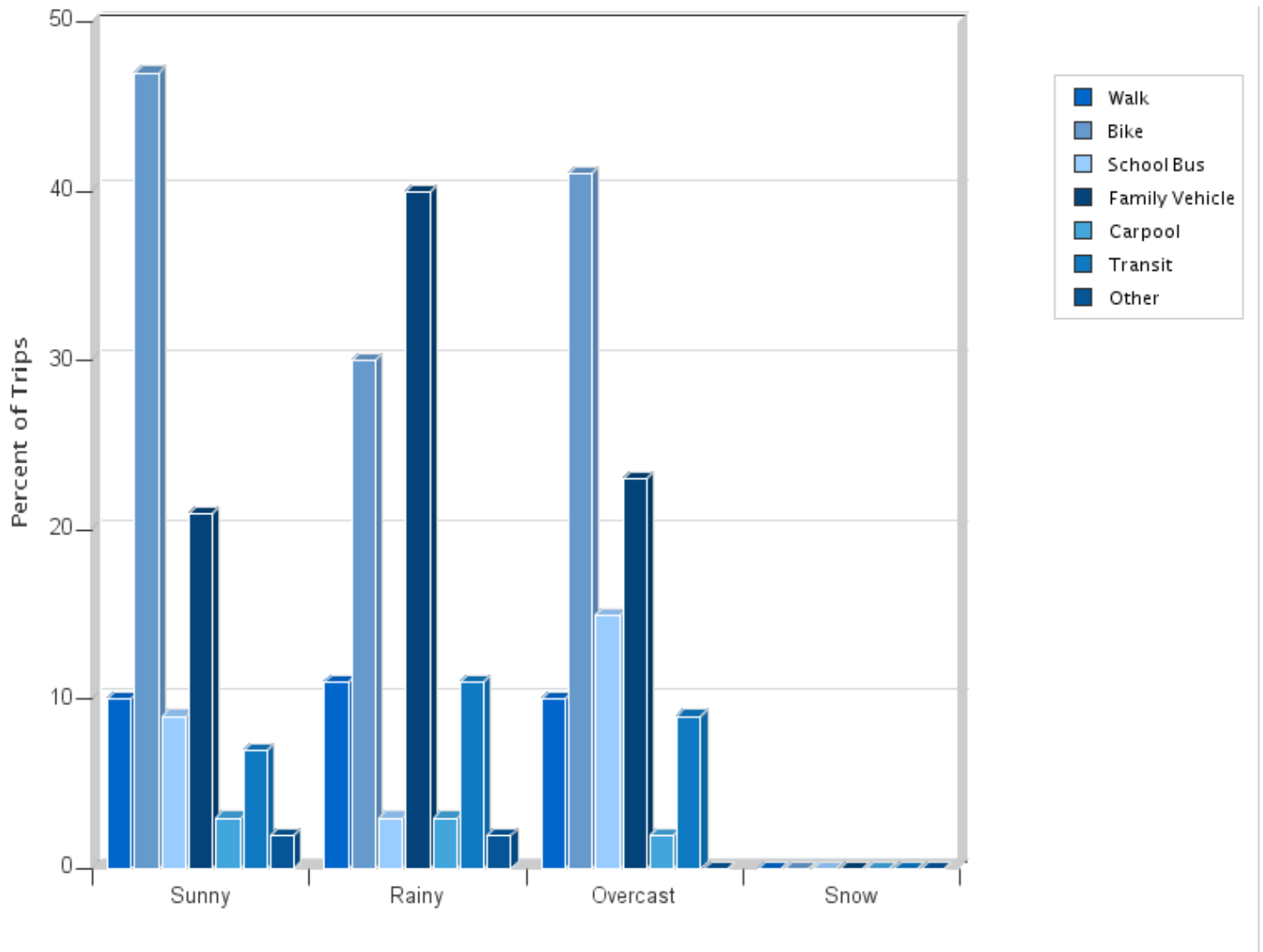


Morning and Afternoon Travel Mode Comparison by Day

	Number of Trips	Walk	Bike	School Bus	Family Vehicle	Carpool	Transit	Other
Tuesday AM	278	8%	50%	10%	20%	3%	7%	1%
Tuesday PM	253	10%	52%	7%	19%	3%	7%	2%
Wednesday AM	152	8%	38%	7%	32%	2%	10%	4%
Wednesday PM	120	12%	36%	8%	27%	3%	9%	5%
Thursday AM	134	13%	41%	13%	21%	3%	9%	0.7%
Thursday PM	134	13%	42%	11%	23%	4%	5%	0.7%

Percentages may not total 100% due to rounding.

Travel Mode by Weather Conditions



Travel Mode by Weather Condition

Weather Condition	Number of Trips	Walk	Bike	School Bus	Family Vehicle	Carpool	Transit	Other
Sunny	874	10%	47%	9%	21%	3%	7%	2%
Rainy	100	11%	30%	3%	40%	3%	11%	2%
Overcast	82	10%	41%	15%	23%	2%	9%	0%
Snow	0	0%	0%	0%	0%	0%	0%	0%

Percentages may not total 100% due to rounding.