

Student Travel Tally Report: One School in One Data Collection Period

School Name: Hamilton Elementary School

Set ID: 29496

School Group: Marin Safe Routes to Schools

Month and Year Collected: September 2019

School Enrollment: 600

Date Report Generated: 11/05/2019

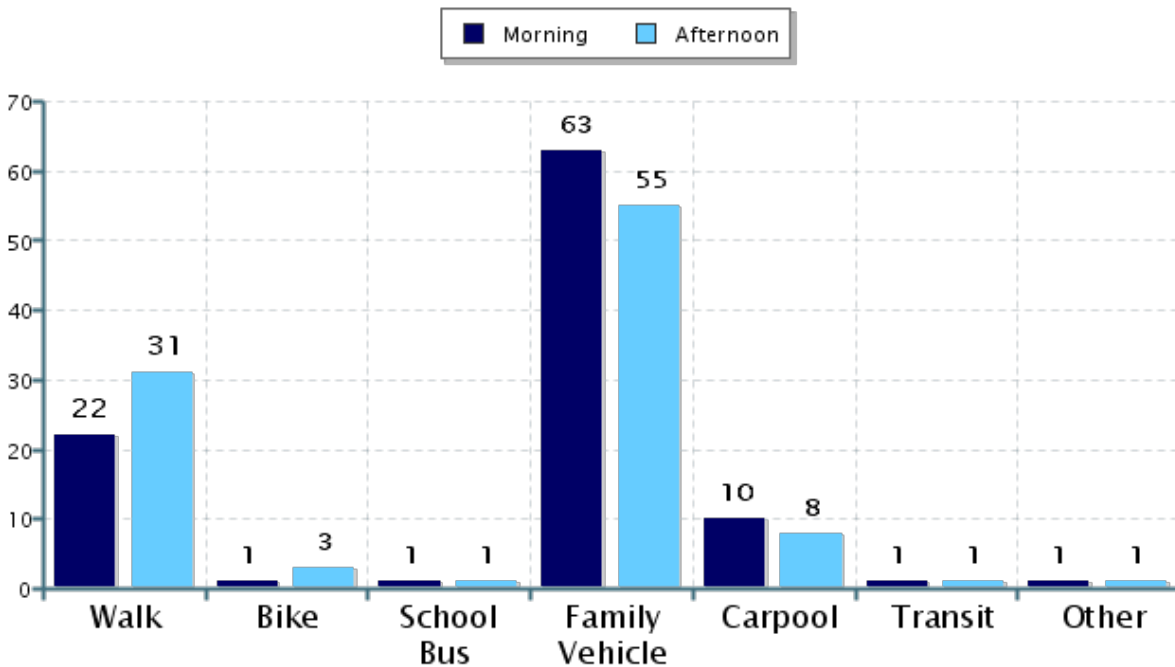
% of Students reached by SRTS activities: Don't Know

Tags:

**Number of Classrooms
Included in Report:** 19

This report contains information from your school's classrooms about students' trip to and from school. The data used in this report were collected using the in-class Student Travel Tally questionnaire from the National Center for Safe Routes to School.

Morning and Afternoon Travel Mode Comparison



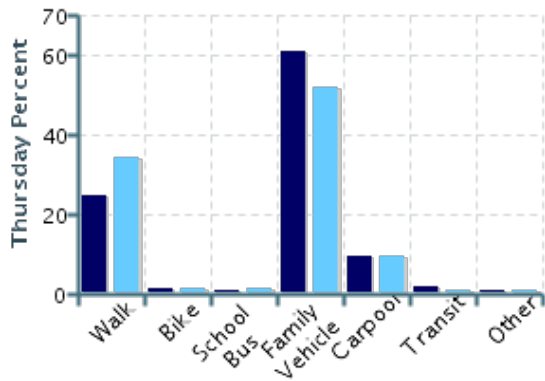
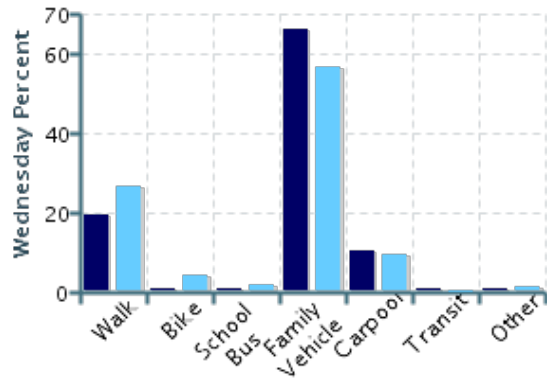
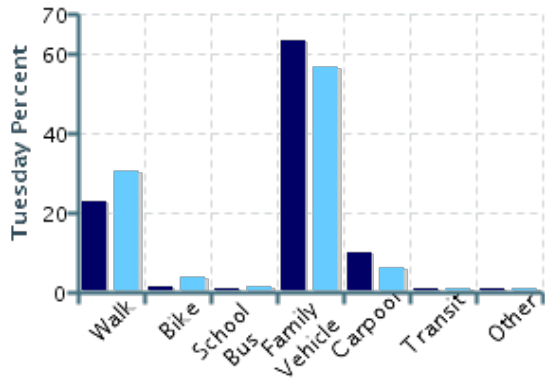
Morning and Afternoon Travel Mode Comparison

	Number of Trips	Walk	Bike	School Bus	Family Vehicle	Carpool	Transit	Other
Morning	618	22%	1%	0.6%	63%	10%	1%	1.0%
Afternoon	612	31%	3%	1%	55%	8%	0.7%	1.0%

Percentages may not total 100% due to rounding.

Morning and Afternoon Travel Mode Comparison by Day

■ Morning ■ Afternoon

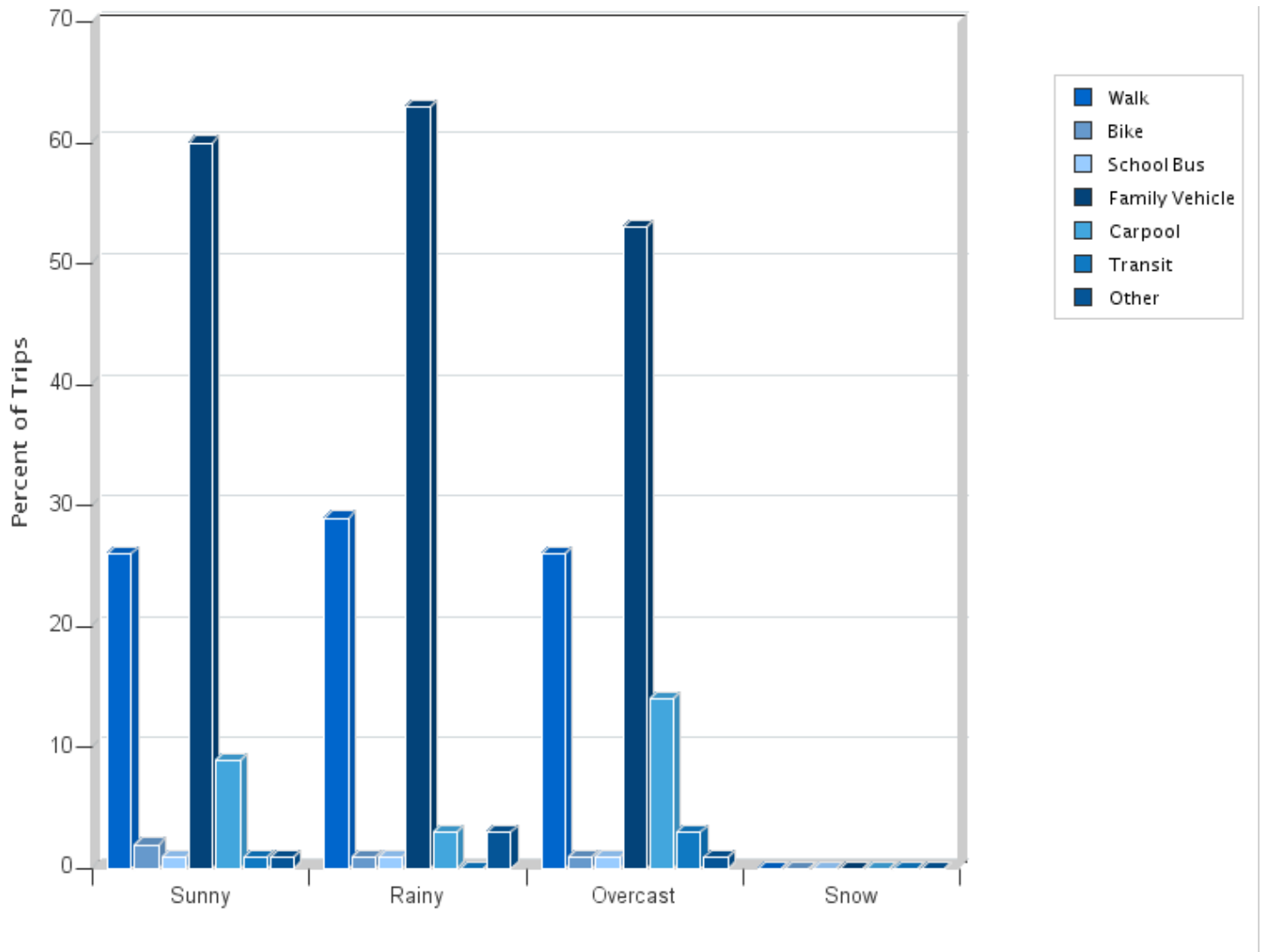


Morning and Afternoon Travel Mode Comparison by Day

	Number of Trips	Walk	Bike	School Bus	Family Vehicle	Carpool	Transit	Other
Tuesday AM	215	23%	1%	0.5%	63%	10%	0.9%	0.9%
Tuesday PM	224	30%	4%	1%	57%	6%	0.9%	0.9%
Wednesday AM	183	20%	1%	0.5%	66%	10%	1%	1%
Wednesday PM	168	27%	4%	2%	57%	10%	0%	1%
Thursday AM	220	25%	1%	0.9%	61%	10%	2%	0.9%
Thursday PM	220	34%	1%	1%	52%	10%	0.9%	0.9%

Percentages may not total 100% due to rounding.

Travel Mode by Weather Conditions



Travel Mode by Weather Condition

Weather Condition	Number of Trips	Walk	Bike	School Bus	Family Vehicle	Carpool	Transit	Other
Sunny	1005	26%	2%	1%	60%	9%	0.7%	0.8%
Rainy	75	29%	1%	1%	63%	3%	0%	3%
Overcast	150	26%	1%	0.7%	53%	14%	3%	1%
Snow	0	0%	0%	0%	0%	0%	0%	0%

Percentages may not total 100% due to rounding.