

Student Travel Tally Report: One School in One Data Collection Period

School Name: Hamilton Elementary School

Set ID: 17935

School Group: Marin Safe Routes to Schools

Month and Year Collected: June 2015

School Enrollment: 701

Date Report Generated: 09/22/2015

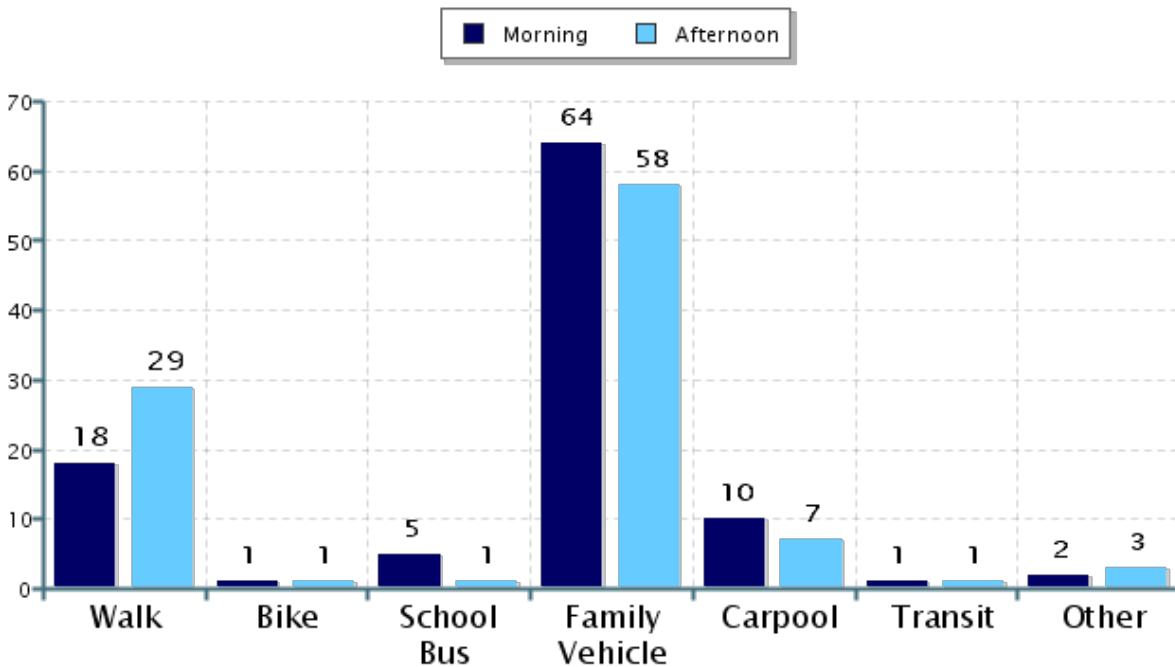
% of Students reached by SRTS activities: 76-100%

Tags:

**Number of Classrooms
Included in Report:** 7

This report contains information from your school's classrooms about students' trip to and from school. The data used in this report were collected using the in-class Student Travel Tally questionnaire from the National Center for Safe Routes to School.

Morning and Afternoon Travel Mode Comparison



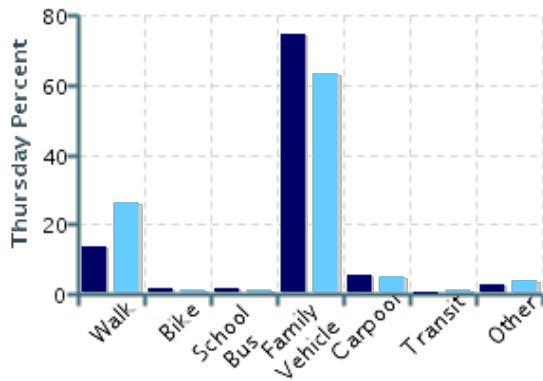
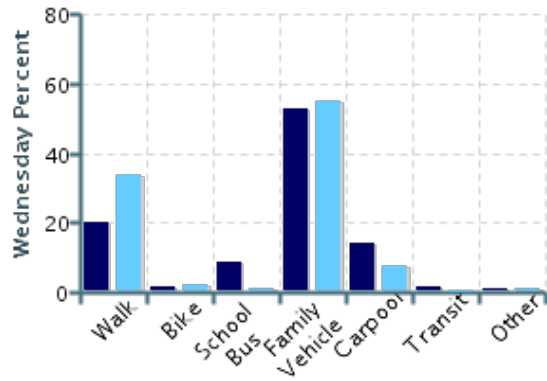
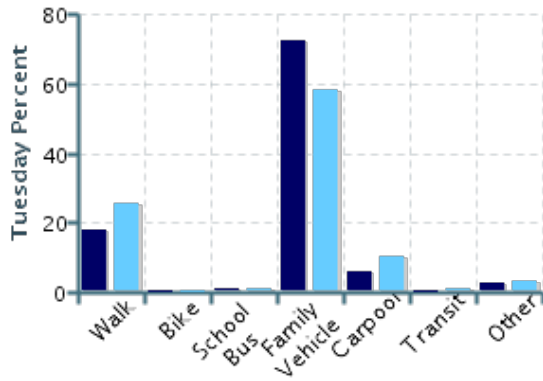
Morning and Afternoon Travel Mode Comparison

	Number of Trips	Walk	Bike	School Bus	Family Vehicle	Carpool	Transit	Other
Morning	404	18%	1%	5%	64%	10%	0.7%	2%
Afternoon	351	29%	1%	0.9%	58%	7%	0.6%	3%

Percentages may not total 100% due to rounding.

Morning and Afternoon Travel Mode Comparison by Day

■ Morning ■ Afternoon

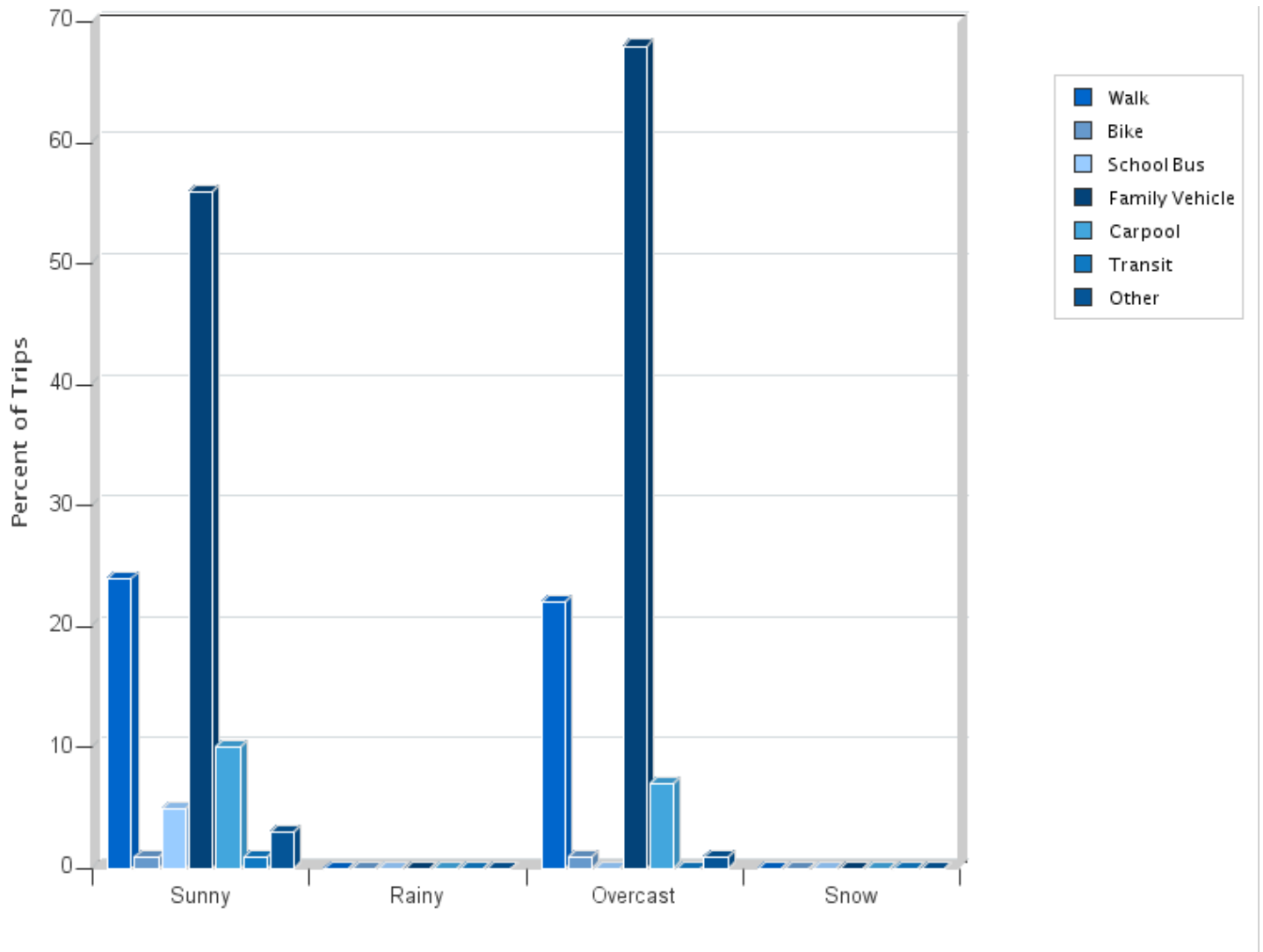


Morning and Afternoon Travel Mode Comparison by Day

	Number of Trips	Walk	Bike	School Bus	Family Vehicle	Carpool	Transit	Other
Tuesday AM	112	18%	0%	0.9%	72%	6%	0%	3%
Tuesday PM	86	26%	0%	1%	58%	10%	1%	3%
Wednesday AM	181	20%	2%	9%	53%	14%	2%	0.6%
Wednesday PM	157	34%	2%	0.6%	55%	8%	0%	1%
Thursday AM	111	14%	2%	2%	75%	5%	0%	3%
Thursday PM	108	26%	0.9%	0.9%	63%	5%	0.9%	4%

Percentages may not total 100% due to rounding.

Travel Mode by Weather Conditions



Travel Mode by Weather Condition

Weather Condition	Number of Trips	Walk	Bike	School Bus	Family Vehicle	Carpool	Transit	Other
Sunny	414	24%	1%	5%	56%	10%	1.0%	3%
Rainy	0	0%	0%	0%	0%	0%	0%	0%
Overcast	341	22%	1%	0.3%	68%	7%	0.3%	1%
Snow	0	0%	0%	0%	0%	0%	0%	0%

Percentages may not total 100% due to rounding.