

Student Travel Tally Report: One School in One Data Collection Period

School Name: Kent Middle School

Set ID: 17937

School Group: Marin Safe Routes to Schools

Month and Year Collected: May 2015

School Enrollment: 521

Date Report Generated: 09/22/2015

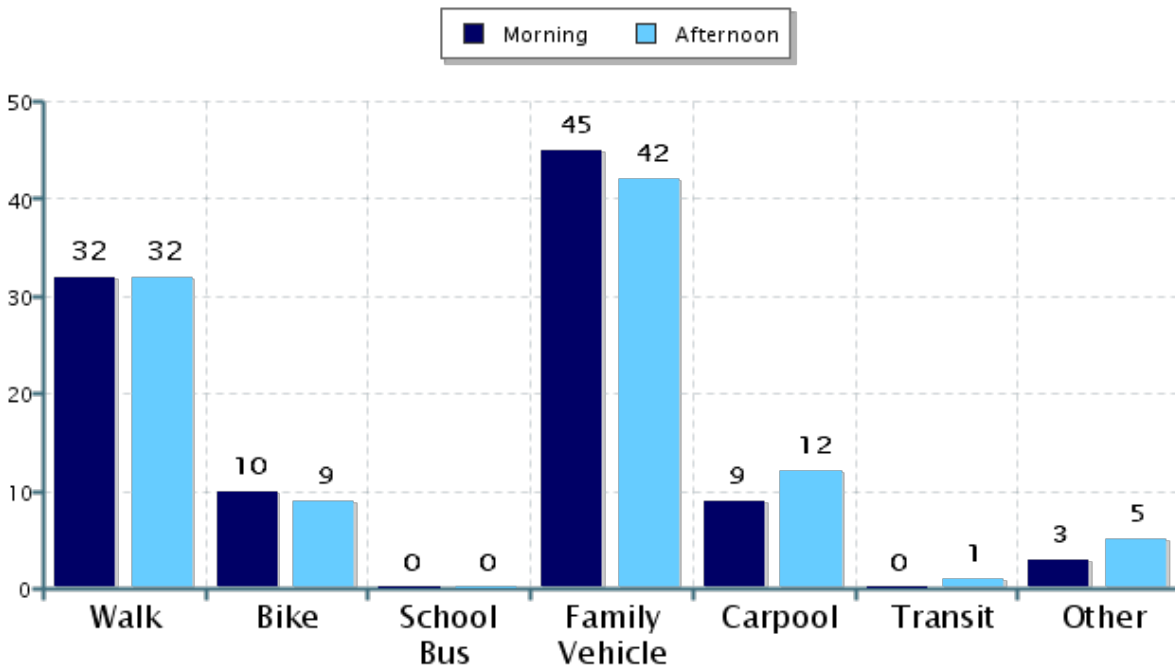
% of Students reached by SRTS activities: 76-100%

Tags:

**Number of Classrooms
Included in Report:** 15

This report contains information from your school's classrooms about students' trip to and from school. The data used in this report were collected using the in-class Student Travel Tally questionnaire from the National Center for Safe Routes to School.

Morning and Afternoon Travel Mode Comparison



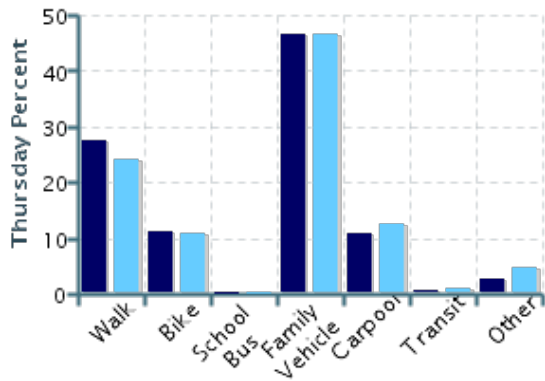
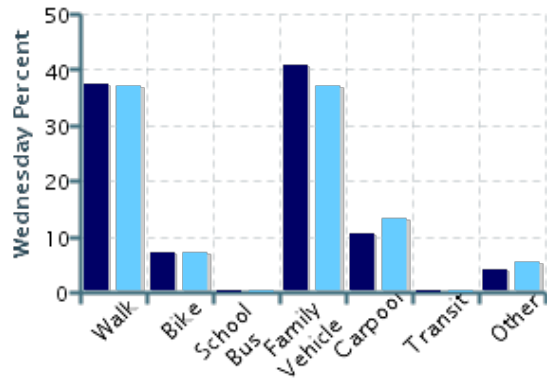
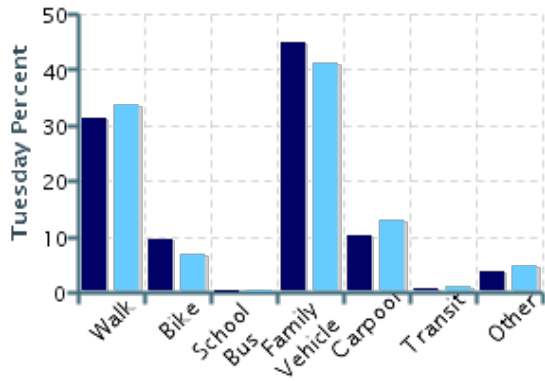
Morning and Afternoon Travel Mode Comparison

	Number of Trips	Walk	Bike	School Bus	Family Vehicle	Carpool	Transit	Other
Morning	920	32%	10%	0%	45%	9%	0.4%	3%
Afternoon	641	32%	9%	0%	42%	12%	0.9%	5%

Percentages may not total 100% due to rounding.

Morning and Afternoon Travel Mode Comparison by Day

■ Morning ■ Afternoon

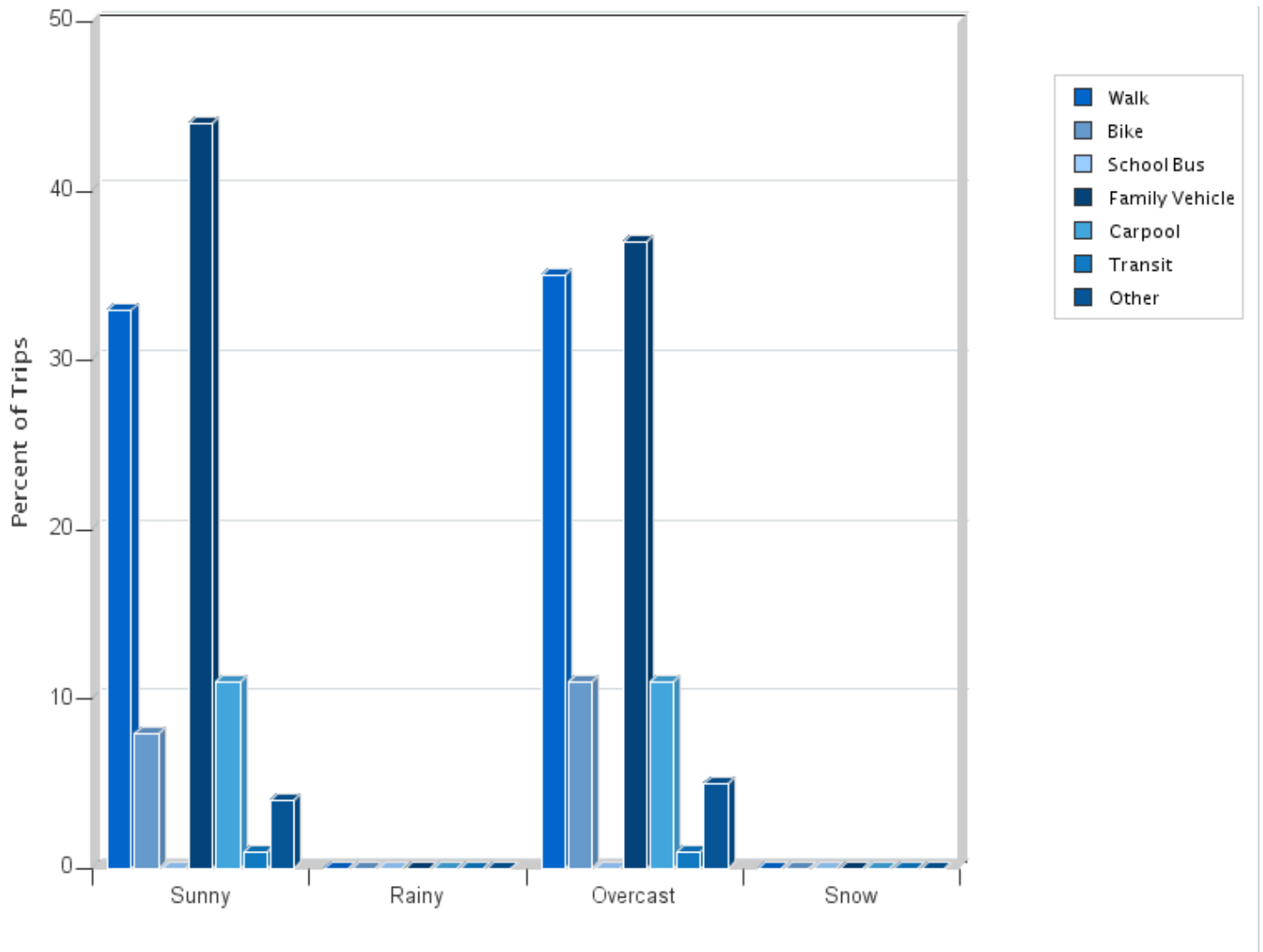


Morning and Afternoon Travel Mode Comparison by Day

	Number of Trips	Walk	Bike	School Bus	Family Vehicle	Carpool	Transit	Other
Tuesday AM	324	31%	10%	0%	45%	10%	0.3%	4%
Tuesday PM	235	34%	7%	0%	41%	13%	0.9%	5%
Wednesday AM	171	37%	7%	0%	41%	11%	0%	4%
Wednesday PM	113	37%	7%	0%	37%	13%	0%	5%
Thursday AM	247	28%	11%	0%	47%	11%	0.8%	3%
Thursday PM	174	24%	11%	0%	47%	13%	1%	5%

Percentages may not total 100% due to rounding.

Travel Mode by Weather Conditions



Travel Mode by Weather Condition

Weather Condition	Number of Trips	Walk	Bike	School Bus	Family Vehicle	Carpool	Transit	Other
Sunny	933	33%	8%	0%	44%	11%	0.6%	4%
Rainy	0	0%	0%	0%	0%	0%	0%	0%
Overcast	359	35%	11%	0%	37%	11%	0.6%	5%
Snow	0	0%	0%	0%	0%	0%	0%	0%

Percentages may not total 100% due to rounding.