

Student Travel Tally Report: One School in One Data Collection Period

School Name: Laurel Dell

Set ID: 29499

School Group: Marin Safe Routes to Schools

Month and Year Collected: September 2019

School Enrollment: 185

Date Report Generated: 11/05/2019

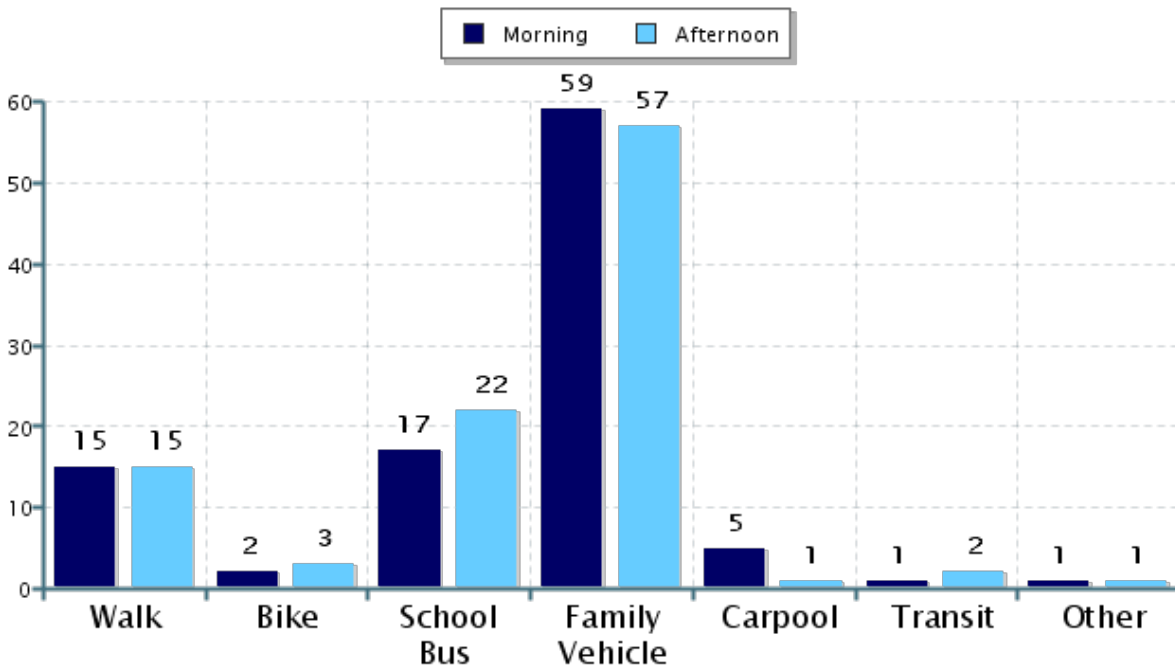
% of Students reached by SRTS activities: Don't Know

Tags:

**Number of Classrooms
Included in Report:** 6

This report contains information from your school's classrooms about students' trip to and from school. The data used in this report were collected using the in-class Student Travel Tally questionnaire from the National Center for Safe Routes to School.

Morning and Afternoon Travel Mode Comparison



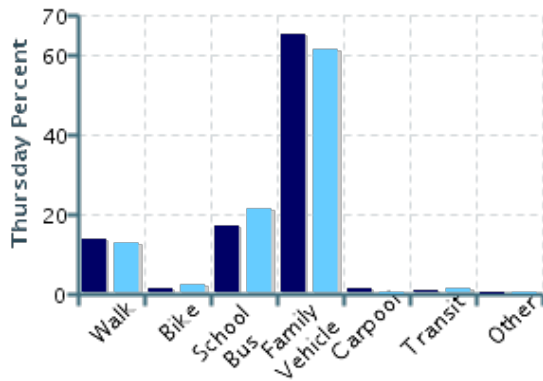
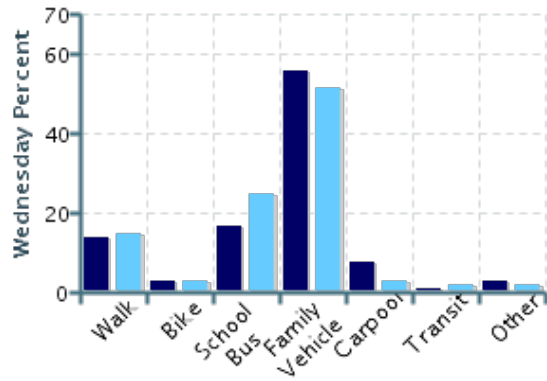
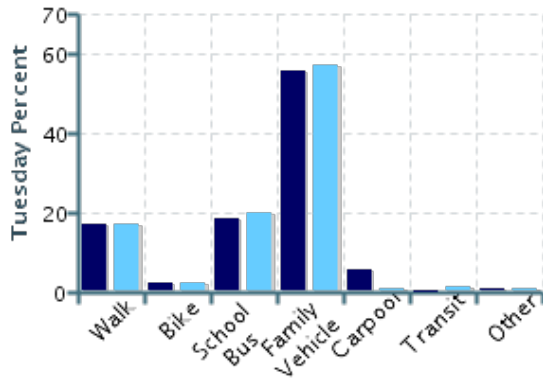
Morning and Afternoon Travel Mode Comparison

	Number of Trips	Walk	Bike	School Bus	Family Vehicle	Carpool	Transit	Other
Morning	356	15%	2%	17%	59%	5%	0.6%	1%
Afternoon	358	15%	3%	22%	57%	1%	2%	0.8%

Percentages may not total 100% due to rounding.

Morning and Afternoon Travel Mode Comparison by Day

■ Morning ■ Afternoon

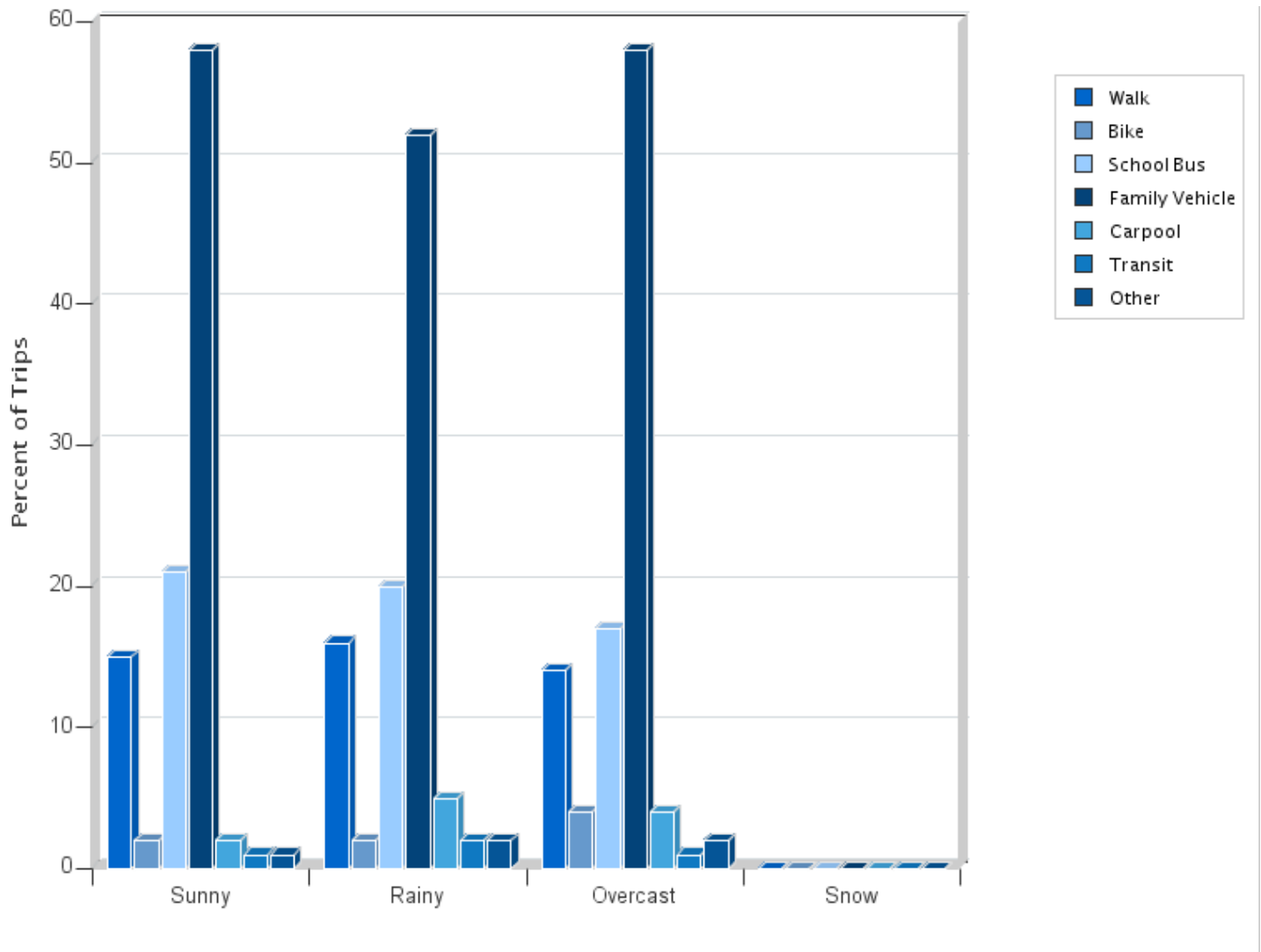


Morning and Afternoon Travel Mode Comparison by Day

	Number of Trips	Walk	Bike	School Bus	Family Vehicle	Carpool	Transit	Other
Tuesday AM	124	17%	2%	19%	56%	6%	0%	0.8%
Tuesday PM	124	17%	2%	20%	57%	0.8%	2%	0.8%
Wednesday AM	108	14%	3%	17%	56%	7%	0.9%	3%
Wednesday PM	109	15%	3%	25%	51%	3%	2%	2%
Thursday AM	124	14%	2%	17%	65%	2%	0.8%	0%
Thursday PM	125	13%	2%	22%	62%	0%	2%	0%

Percentages may not total 100% due to rounding.

Travel Mode by Weather Conditions



Travel Mode by Weather Condition

Weather Condition	Number of Trips	Walk	Bike	School Bus	Family Vehicle	Carpool	Transit	Other
Sunny	478	15%	2%	21%	58%	2%	1%	0.6%
Rainy	44	16%	2%	20%	52%	5%	2%	2%
Overcast	192	14%	4%	17%	58%	4%	0.5%	2%
Snow	0	0%	0%	0%	0%	0%	0%	0%

Percentages may not total 100% due to rounding.