

Student Travel Tally Report: One School in One Data Collection Period

School Name: Laurel Dell

Set ID: 17959

School Group: Marin Safe Routes to Schools

Month and Year Collected: May 2015

School Enrollment: 230

Date Report Generated: 09/22/2015

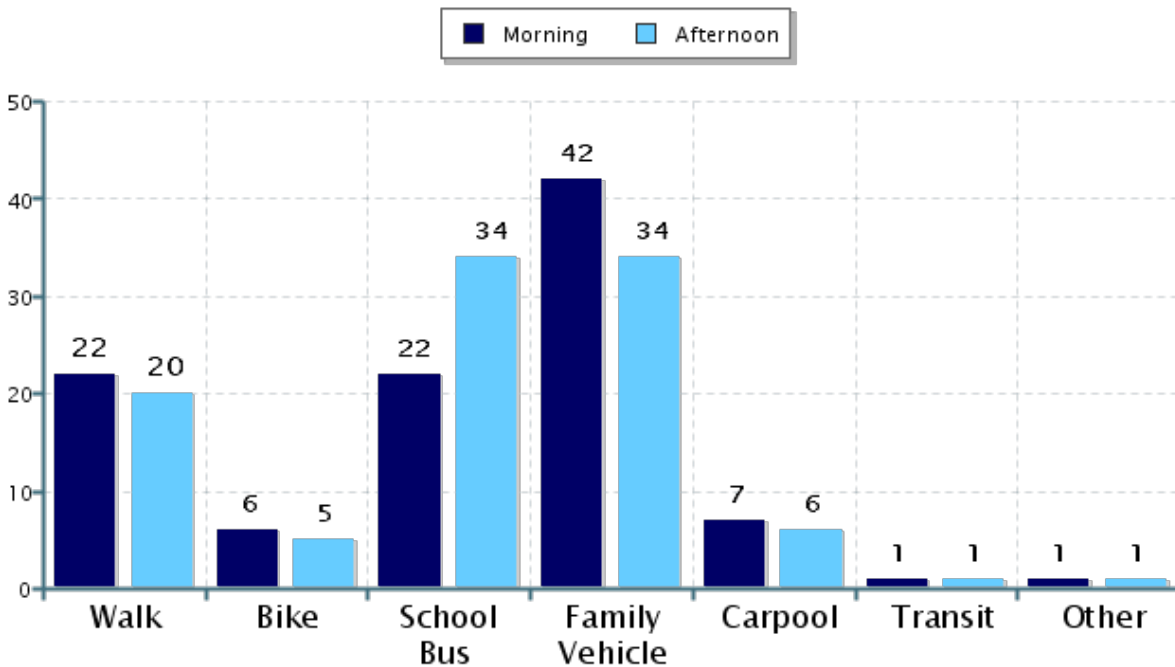
% of Students reached by SRTS activities: 76-100%

Tags:

**Number of Classrooms
Included in Report:** 8

This report contains information from your school's classrooms about students' trip to and from school. The data used in this report were collected using the in-class Student Travel Tally questionnaire from the National Center for Safe Routes to School.

Morning and Afternoon Travel Mode Comparison



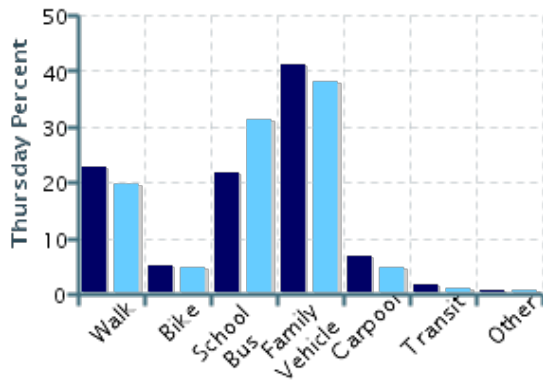
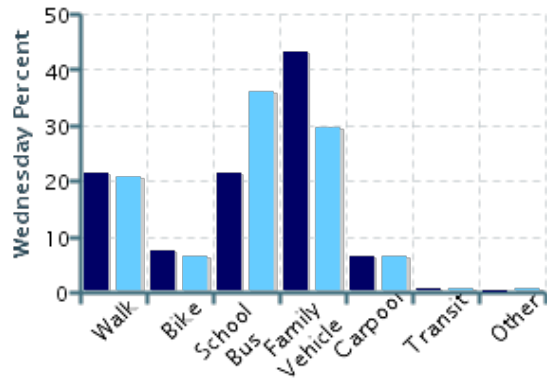
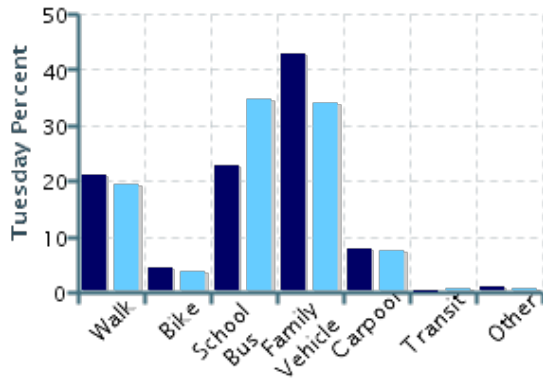
Morning and Afternoon Travel Mode Comparison

	Number of Trips	Walk	Bike	School Bus	Family Vehicle	Carpool	Transit	Other
Morning	560	22%	6%	22%	42%	7%	0.7%	0.5%
Afternoon	572	20%	5%	34%	34%	6%	0.7%	0.5%

Percentages may not total 100% due to rounding.

Morning and Afternoon Travel Mode Comparison by Day

■ Morning ■ Afternoon

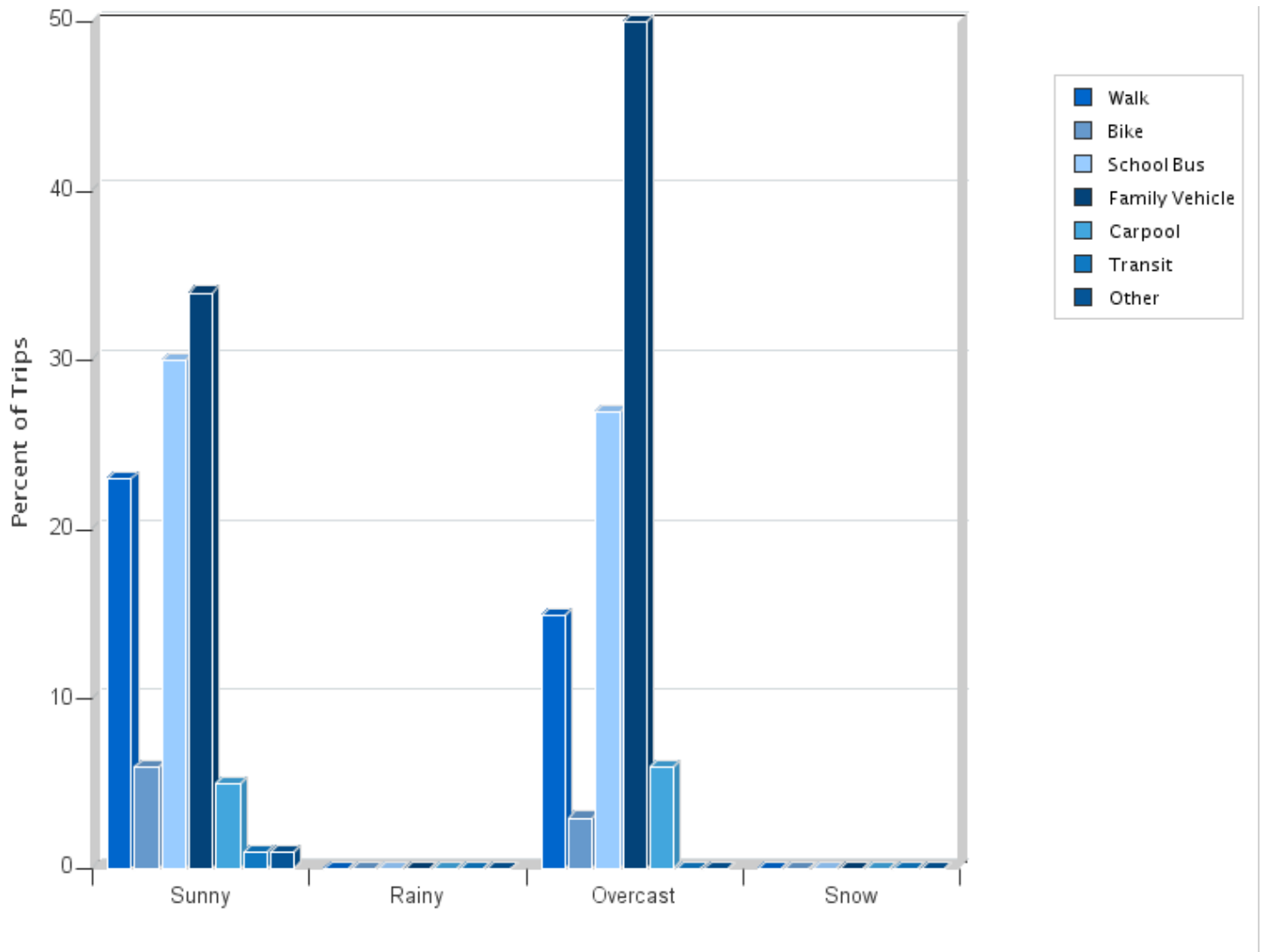


Morning and Afternoon Travel Mode Comparison by Day

	Number of Trips	Walk	Bike	School Bus	Family Vehicle	Carpool	Transit	Other
Tuesday AM	180	21%	4%	23%	43%	8%	0%	1%
Tuesday PM	191	19%	4%	35%	34%	7%	0.5%	0.5%
Wednesday AM	188	21%	7%	21%	43%	6%	0.5%	0%
Wednesday PM	189	21%	6%	36%	30%	6%	0.5%	0.5%
Thursday AM	192	23%	5%	22%	41%	7%	2%	0.5%
Thursday PM	192	20%	5%	31%	38%	5%	1%	0.5%

Percentages may not total 100% due to rounding.

Travel Mode by Weather Conditions



Travel Mode by Weather Condition

Weather Condition	Number of Trips	Walk	Bike	School Bus	Family Vehicle	Carpool	Transit	Other
Sunny	751	23%	6%	30%	34%	5%	1%	0.8%
Rainy	0	0%	0%	0%	0%	0%	0%	0%
Overcast	233	15%	3%	27%	50%	6%	0%	0%
Snow	0	0%	0%	0%	0%	0%	0%	0%

Percentages may not total 100% due to rounding.