

Student Travel Tally Report: One School in One Data Collection Period

School Name: Loma Verde

Set ID: 29501

School Group: Marin Safe Routes to Schools

Month and Year Collected: September 2019

School Enrollment: 410

Date Report Generated: 11/05/2019

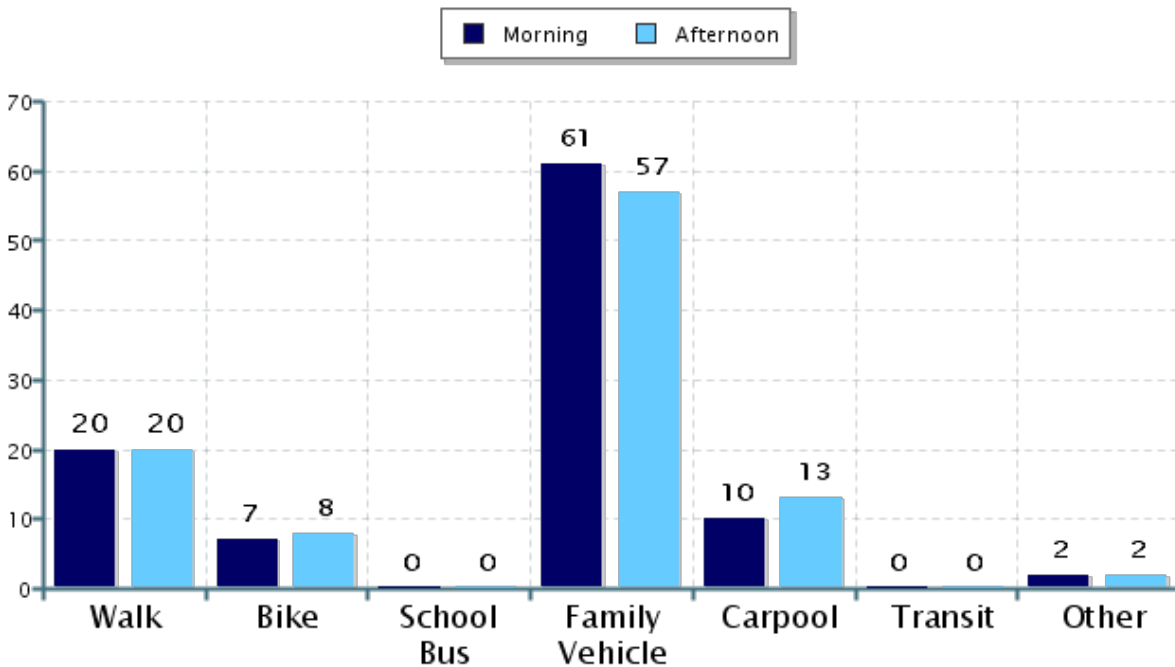
% of Students reached by SRTS activities: Don't Know

Tags:

**Number of Classrooms
Included in Report:** 16

This report contains information from your school's classrooms about students' trip to and from school. The data used in this report were collected using the in-class Student Travel Tally questionnaire from the National Center for Safe Routes to School.

Morning and Afternoon Travel Mode Comparison



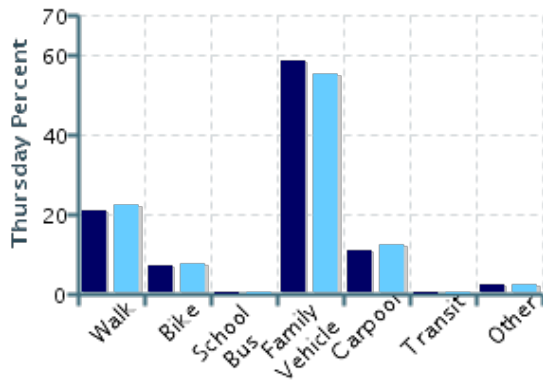
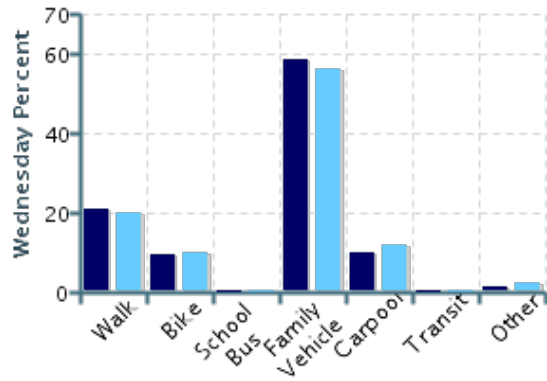
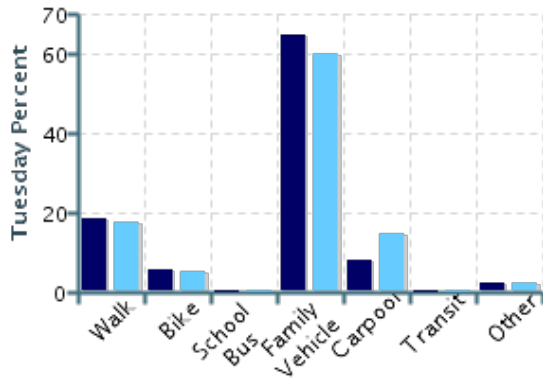
Morning and Afternoon Travel Mode Comparison

	Number of Trips	Walk	Bike	School Bus	Family Vehicle	Carpool	Transit	Other
Morning	1074	20%	7%	0%	61%	10%	0%	2%
Afternoon	1060	20%	8%	0%	57%	13%	0%	2%

Percentages may not total 100% due to rounding.

Morning and Afternoon Travel Mode Comparison by Day

■ Morning ■ Afternoon

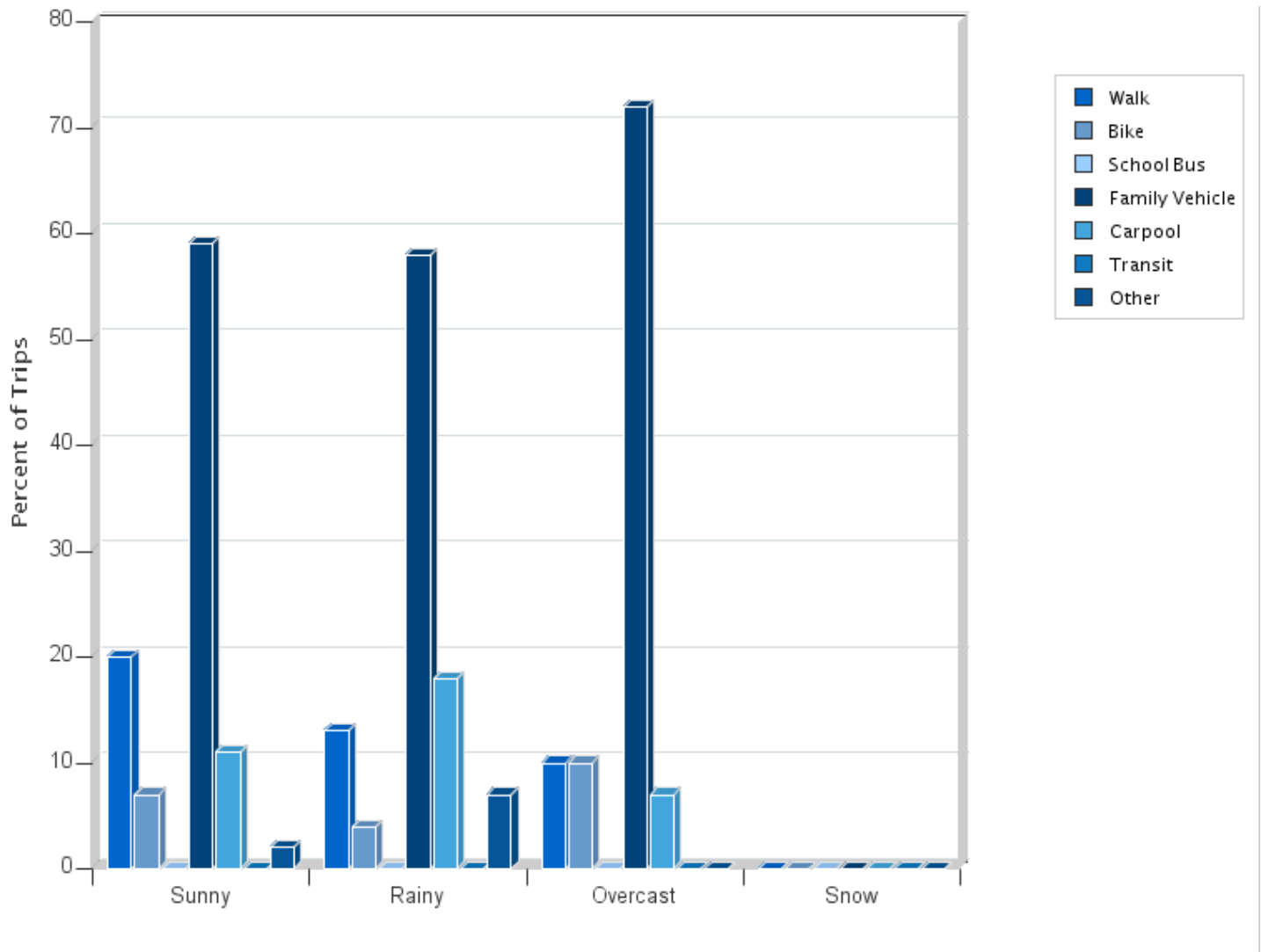


Morning and Afternoon Travel Mode Comparison by Day

	Number of Trips	Walk	Bike	School Bus	Family Vehicle	Carpool	Transit	Other
Tuesday AM	360	19%	6%	0%	65%	8%	0%	3%
Tuesday PM	344	18%	5%	0%	60%	15%	0%	3%
Wednesday AM	365	21%	9%	0%	58%	10%	0%	2%
Wednesday PM	368	20%	10%	0%	56%	12%	0%	2%
Thursday AM	349	21%	7%	0%	59%	11%	0%	2%
Thursday PM	348	22%	7%	0%	55%	12%	0%	3%

Percentages may not total 100% due to rounding.

Travel Mode by Weather Conditions



Travel Mode by Weather Condition

Weather Condition	Number of Trips	Walk	Bike	School Bus	Family Vehicle	Carpool	Transit	Other
Sunny	2060	20%	7%	0%	59%	11%	0%	2%
Rainy	45	13%	4%	0%	58%	18%	0%	7%
Overcast	29	10%	10%	0%	72%	7%	0%	0%
Snow	0	0%	0%	0%	0%	0%	0%	0%

Percentages may not total 100% due to rounding.