

# Student Travel Tally Report: One School in One Data Collection Period

**School Name:** Loma Verde

**Set ID:** 17929

**School Group:** Marin Safe Routes to Schools

**Month and Year Collected:** May 2015

**School Enrollment:** 415

**Date Report Generated:** 09/22/2015

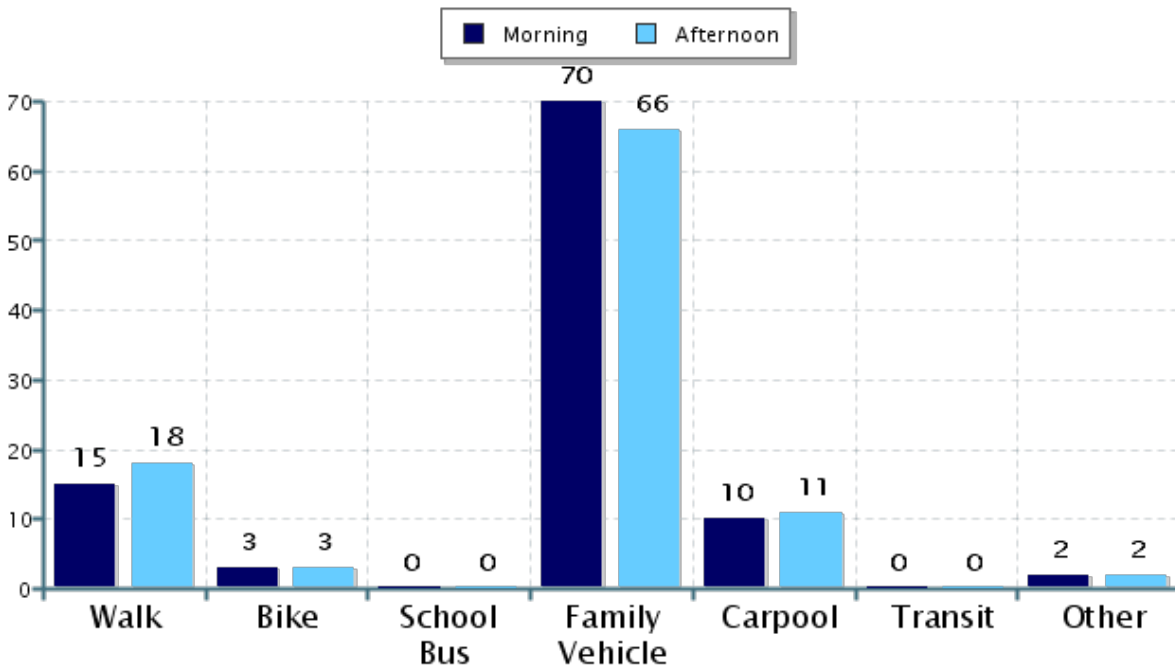
**% of Students reached by SRTS activities:** 76-100%

**Tags:**

**Number of Classrooms  
Included in Report:** 17

This report contains information from your school's classrooms about students' trip to and from school. The data used in this report were collected using the in-class Student Travel Tally questionnaire from the National Center for Safe Routes to School.

## Morning and Afternoon Travel Mode Comparison



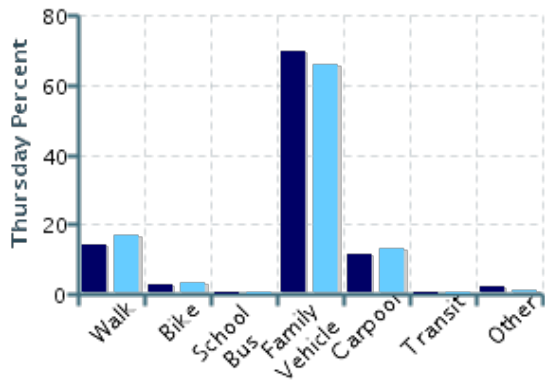
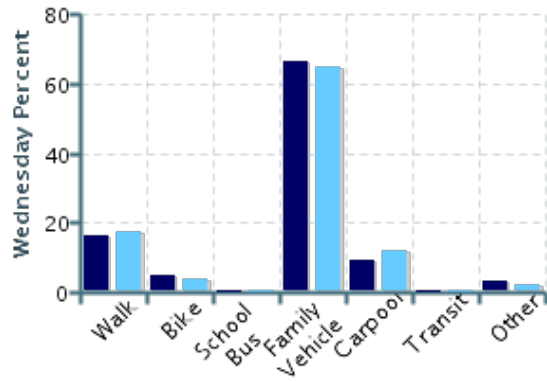
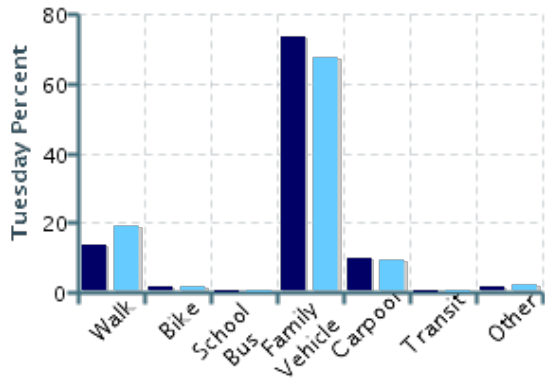
## Morning and Afternoon Travel Mode Comparison

	Number of Trips	Walk	Bike	School Bus	Family Vehicle	Carpool	Transit	Other
Morning	1054	15%	3%	0%	70%	10%	0%	2%
Afternoon	980	18%	3%	0%	66%	11%	0%	2%

Percentages may not total 100% due to rounding.

## Morning and Afternoon Travel Mode Comparison by Day

■ Morning      ■ Afternoon

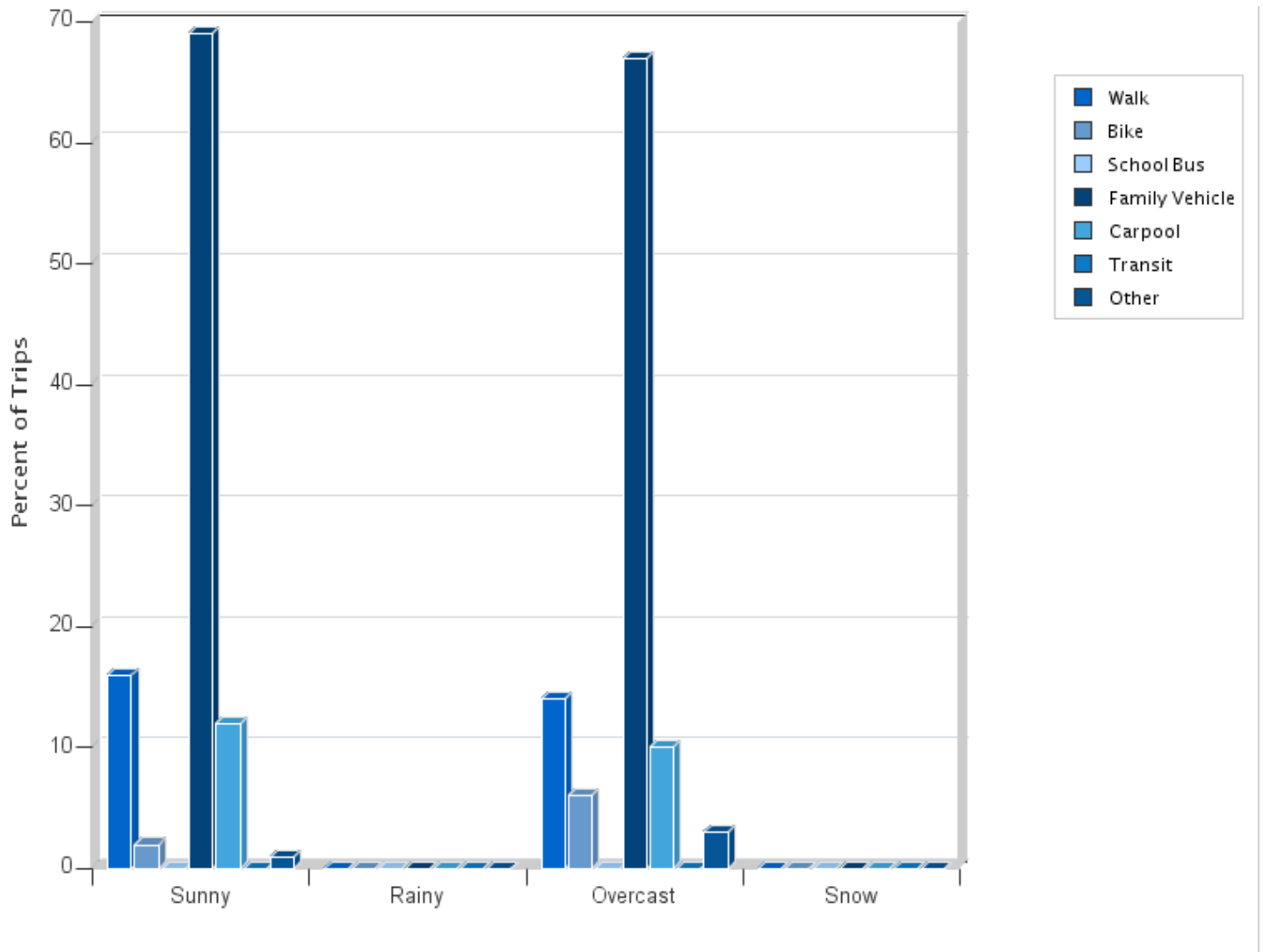


## Morning and Afternoon Travel Mode Comparison by Day

	Number of Trips	Walk	Bike	School Bus	Family Vehicle	Carpool	Transit	Other
Tuesday AM	335	14%	1%	0%	73%	10%	0%	2%
Tuesday PM	316	19%	2%	0%	67%	9%	0%	2%
Wednesday AM	362	17%	5%	0%	66%	9%	0%	3%
Wednesday PM	333	17%	4%	0%	65%	12%	0%	2%
Thursday AM	357	14%	3%	0%	70%	11%	0%	2%
Thursday PM	331	17%	3%	0%	66%	13%	0%	1%

Percentages may not total 100% due to rounding.

## Travel Mode by Weather Conditions



## Travel Mode by Weather Condition

Weather Condition	Number of Trips	Walk	Bike	School Bus	Family Vehicle	Carpool	Transit	Other
Sunny	1411	16%	2%	0%	69%	12%	0%	1%
Rainy	0	0%	0%	0%	0%	0%	0%	0%
Overcast	484	14%	6%	0%	67%	10%	0%	3%
Snow	0	0%	0%	0%	0%	0%	0%	0%

Percentages may not total 100% due to rounding.