

# Student Travel Tally Report: One School in One Data Collection Period

**School Name:** Loma Verde

**Set ID:** 28234

**School Group:** Marin Safe Routes to Schools

**Month and Year Collected:** May 2019

**School Enrollment:** 410

**Date Report Generated:** 06/05/2019

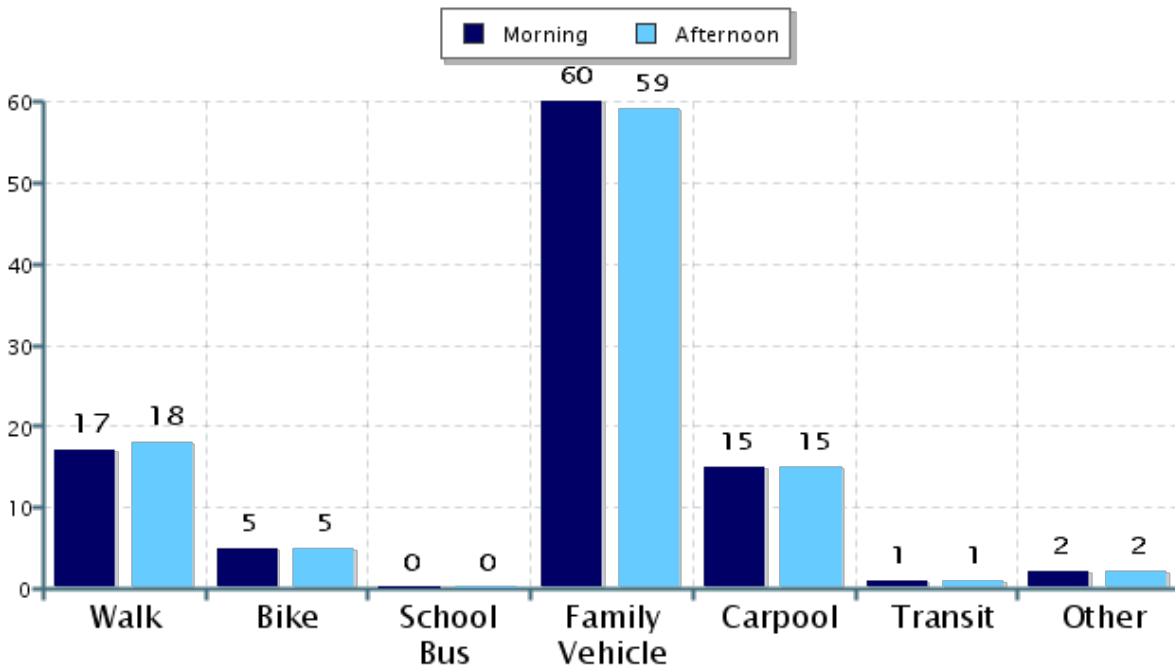
**% of Students reached by SRTS activities:** Don't Know

**Tags:**

**Number of Classrooms  
Included in Report:** 13

This report contains information from your school's classrooms about students' trip to and from school. The data used in this report were collected using the in-class Student Travel Tally questionnaire from the National Center for Safe Routes to School.

## Morning and Afternoon Travel Mode Comparison



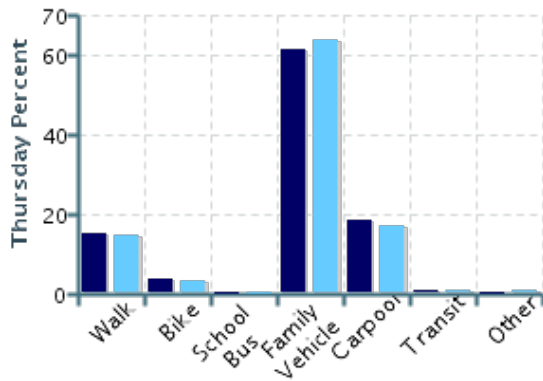
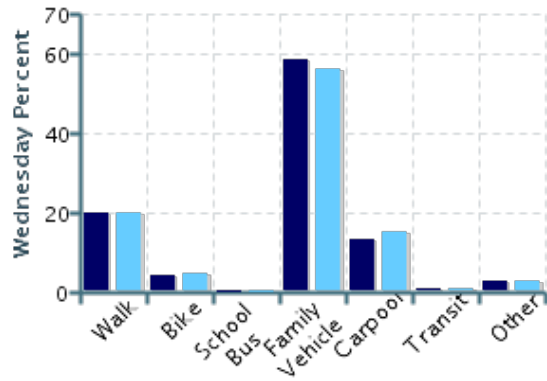
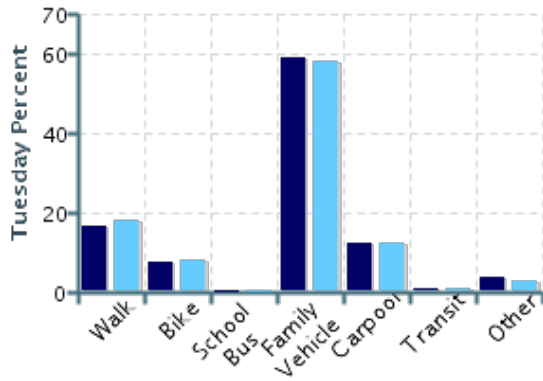
## Morning and Afternoon Travel Mode Comparison

	Number of Trips	Walk	Bike	School Bus	Family Vehicle	Carpool	Transit	Other
Morning	763	17%	5%	0%	60%	15%	0.8%	2%
Afternoon	760	18%	5%	0%	59%	15%	0.8%	2%

Percentages may not total 100% due to rounding.

## Morning and Afternoon Travel Mode Comparison by Day

■ Morning      ■ Afternoon

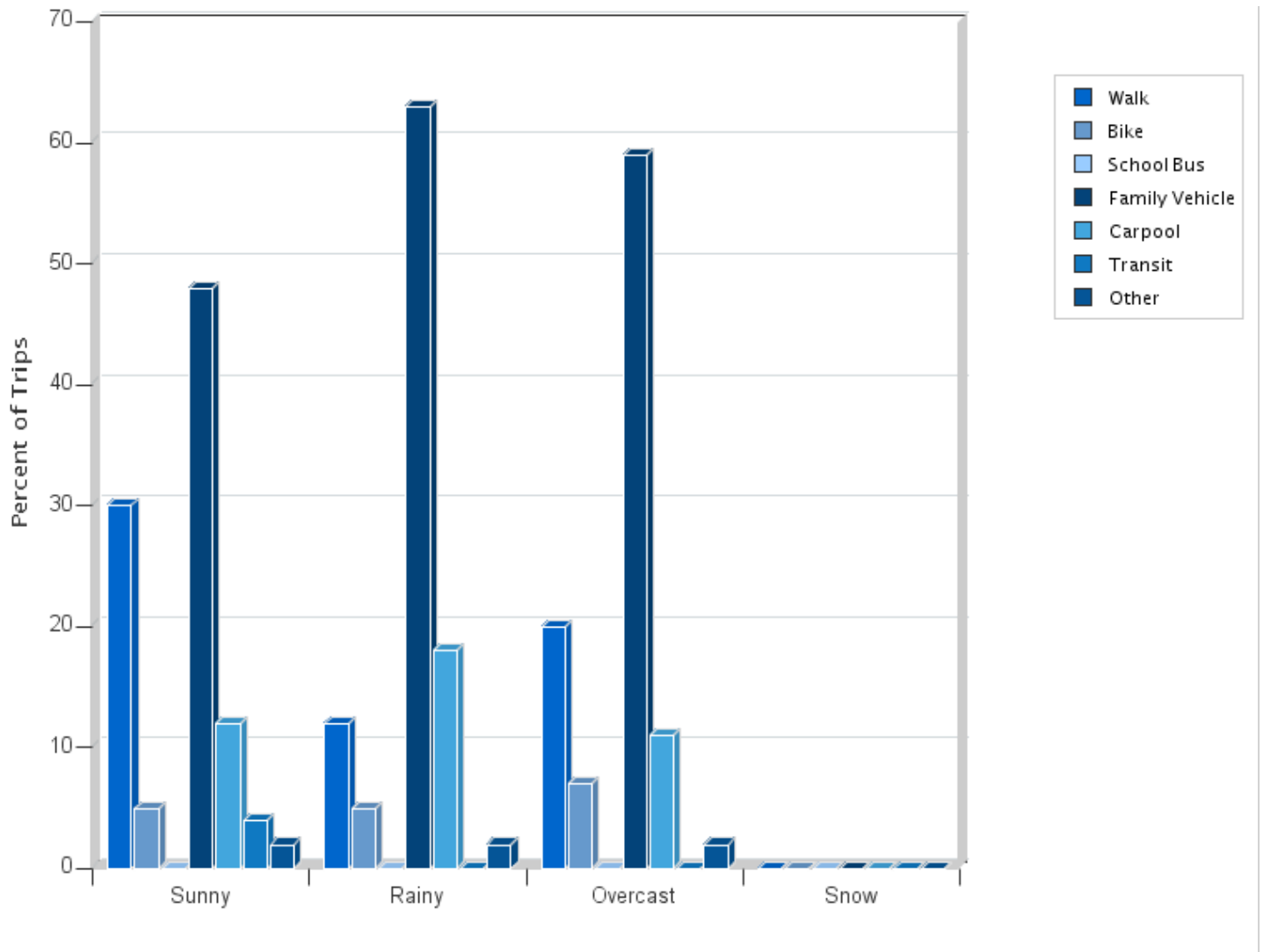


## Morning and Afternoon Travel Mode Comparison by Day

	Number of Trips	Walk	Bike	School Bus	Family Vehicle	Carpool	Transit	Other
Tuesday AM	246	17%	8%	0%	59%	12%	0.8%	4%
Tuesday PM	246	18%	8%	0%	58%	12%	0.8%	3%
Wednesday AM	267	20%	4%	0%	58%	13%	0.7%	3%
Wednesday PM	267	20%	5%	0%	56%	15%	0.7%	3%
Thursday AM	250	15%	4%	0%	62%	19%	0.8%	0%
Thursday PM	247	15%	3%	0%	64%	17%	0.8%	0.4%

Percentages may not total 100% due to rounding.

### Travel Mode by Weather Conditions



### Travel Mode by Weather Condition

Weather Condition	Number of Trips	Walk	Bike	School Bus	Family Vehicle	Carpool	Transit	Other
Sunny	250	30%	5%	0%	48%	12%	4%	2%
Rainy	841	12%	5%	0%	63%	18%	0%	2%
Overcast	432	20%	7%	0%	59%	11%	0.5%	2%
Snow	0	0%	0%	0%	0%	0%	0%	0%

Percentages may not total 100% due to rounding.