

Student Travel Tally Report: One School in One Data Collection Period

School Name: Lusutton

Set ID: 17928

School Group: Marin Safe Routes to Schools

Month and Year Collected: May 2015

School Enrollment: 351

Date Report Generated: 09/22/2015

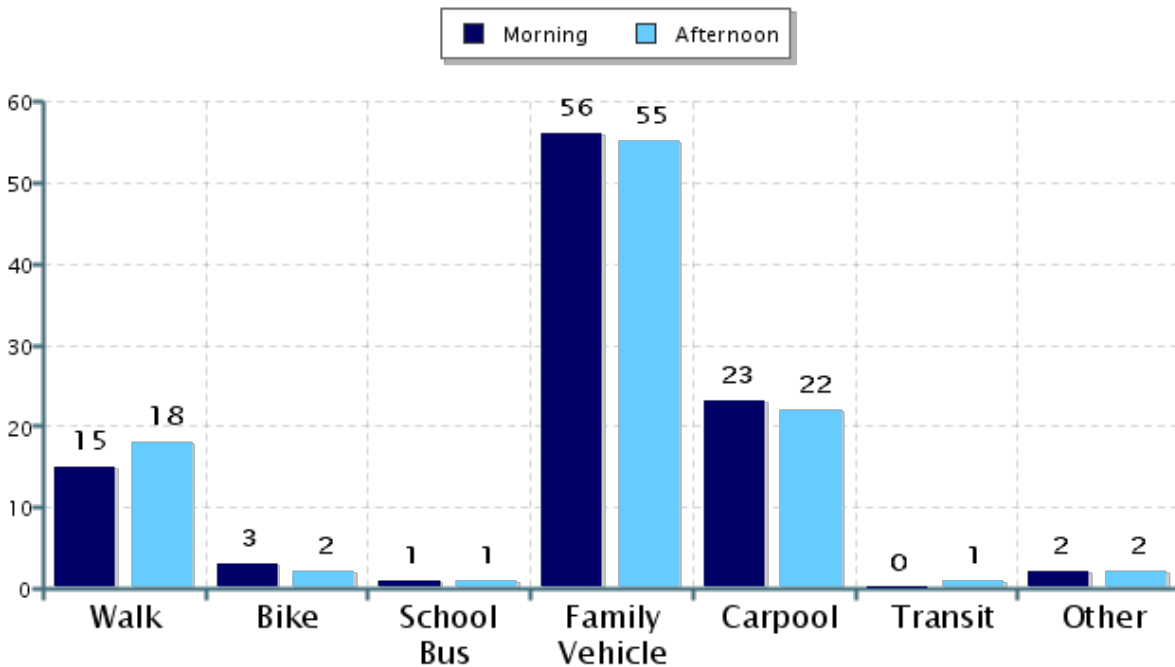
% of Students reached by SRTS activities: 76-100%

Tags:

**Number of Classrooms
Included in Report:** 9

This report contains information from your school's classrooms about students' trip to and from school. The data used in this report were collected using the in-class Student Travel Tally questionnaire from the National Center for Safe Routes to School.

Morning and Afternoon Travel Mode Comparison



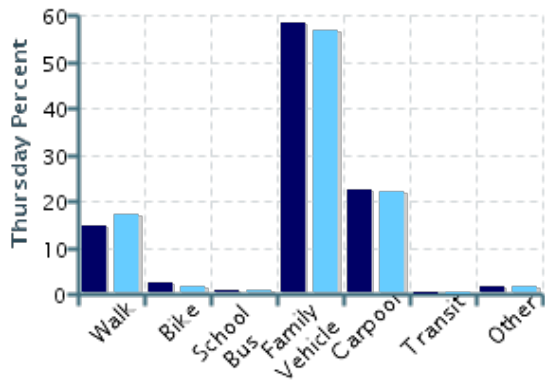
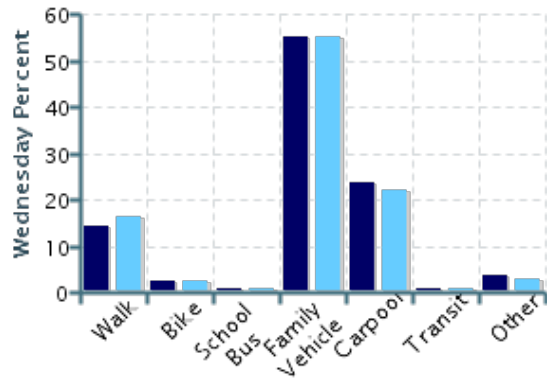
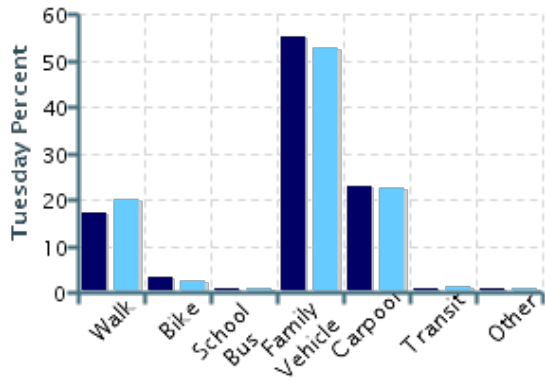
Morning and Afternoon Travel Mode Comparison

	Number of Trips	Walk	Bike	School Bus	Family Vehicle	Carpool	Transit	Other
Morning	511	15%	3%	0.6%	56%	23%	0.4%	2%
Afternoon	508	18%	2%	0.6%	55%	22%	0.6%	2%

Percentages may not total 100% due to rounding.

Morning and Afternoon Travel Mode Comparison by Day

■ Morning ■ Afternoon

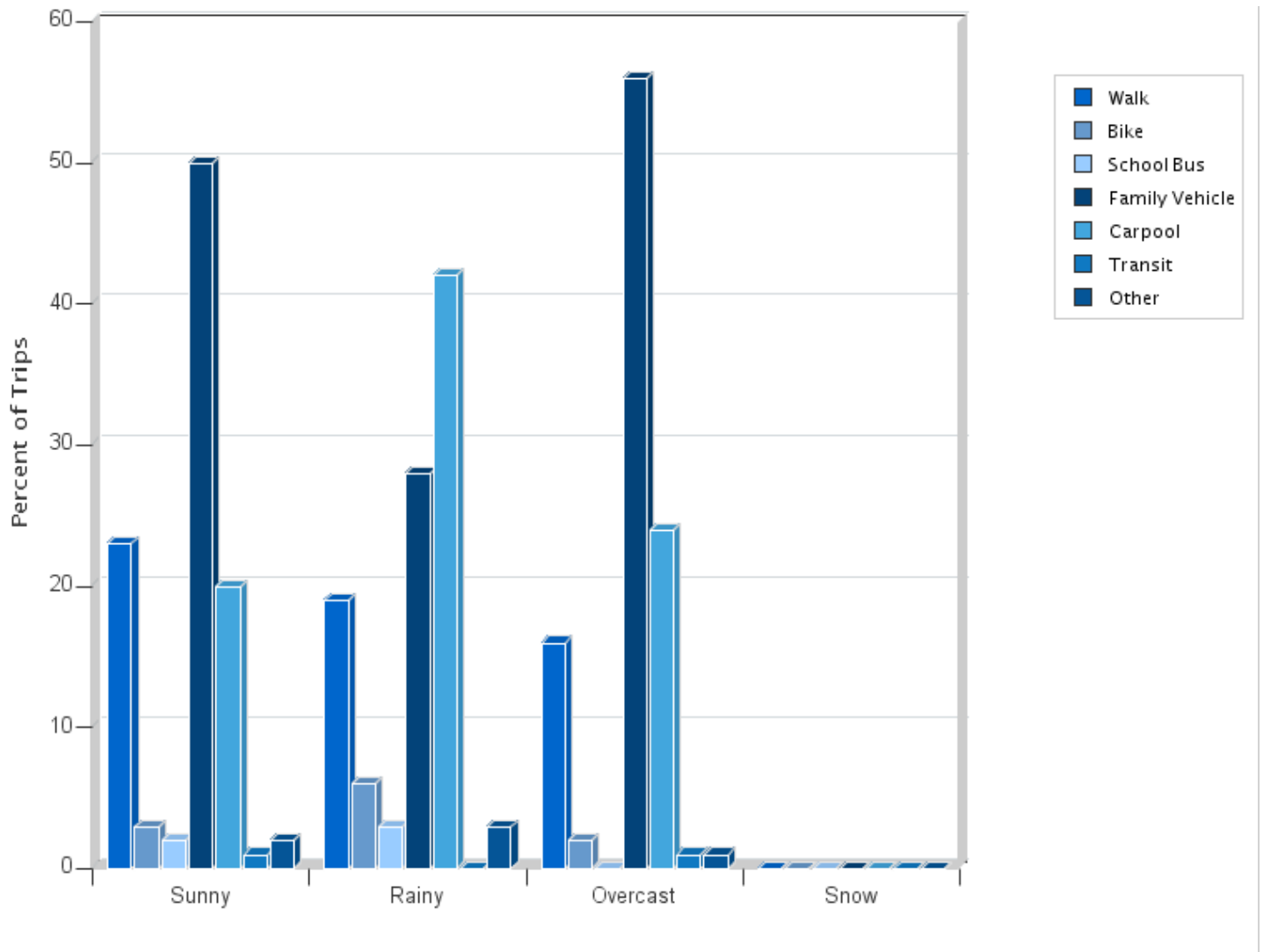


Morning and Afternoon Travel Mode Comparison by Day

	Number of Trips	Walk	Bike	School Bus	Family Vehicle	Carpool	Transit	Other
Tuesday AM	163	17%	3%	0.6%	55%	23%	0.6%	0.6%
Tuesday PM	165	20%	2%	0.6%	53%	22%	1%	0.6%
Wednesday AM	170	14%	2%	0.6%	55%	24%	0.6%	4%
Wednesday PM	167	16%	2%	0.6%	55%	22%	0.6%	3%
Thursday AM	178	15%	2%	0.6%	58%	22%	0%	2%
Thursday PM	176	17%	2%	0.6%	57%	22%	0%	2%

Percentages may not total 100% due to rounding.

Travel Mode by Weather Conditions



Travel Mode by Weather Condition

Weather Condition	Number of Trips	Walk	Bike	School Bus	Family Vehicle	Carpool	Transit	Other
Sunny	234	23%	3%	2%	50%	20%	0.9%	2%
Rainy	36	19%	6%	3%	28%	42%	0%	3%
Overcast	522	16%	2%	0.2%	56%	24%	0.6%	1%
Snow	0	0%	0%	0%	0%	0%	0%	0%

Percentages may not total 100% due to rounding.