

Student Travel Tally Report: One School in One Data Collection Period

School Name: Lusutton

Set ID: 28235

School Group: Marin Safe Routes to Schools

Month and Year Collected: May 2019

School Enrollment: 365

Date Report Generated: 06/05/2019

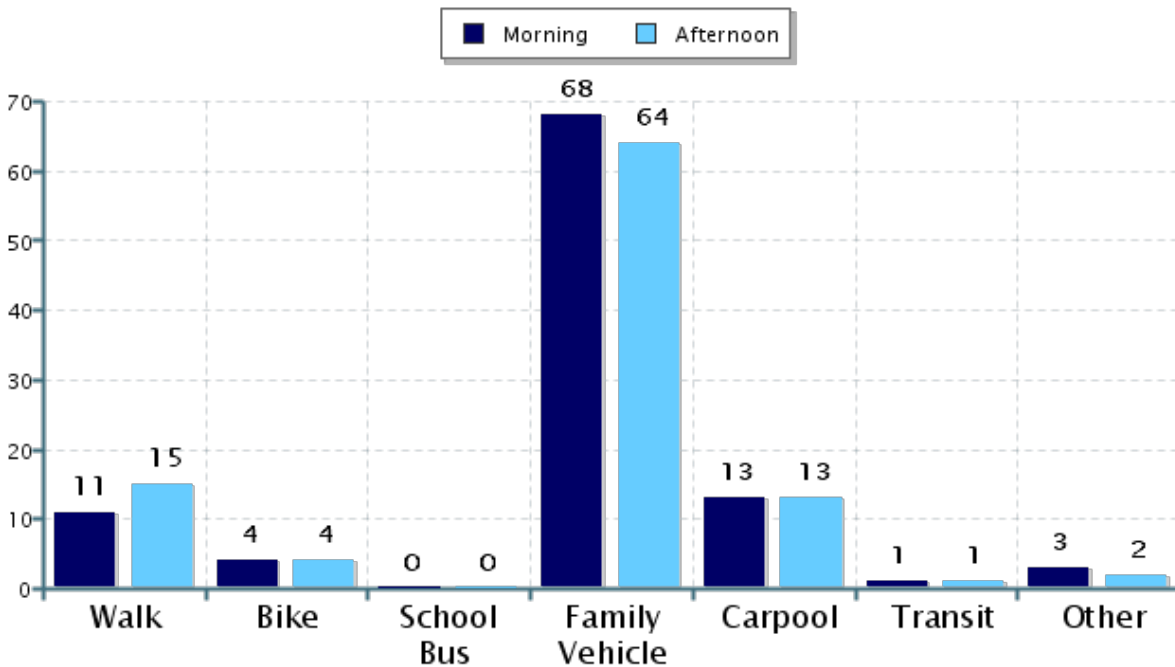
% of Students reached by SRTS activities: Don't Know

Tags:

**Number of Classrooms
Included in Report:** 12

This report contains information from your school's classrooms about students' trip to and from school. The data used in this report were collected using the in-class Student Travel Tally questionnaire from the National Center for Safe Routes to School.

Morning and Afternoon Travel Mode Comparison



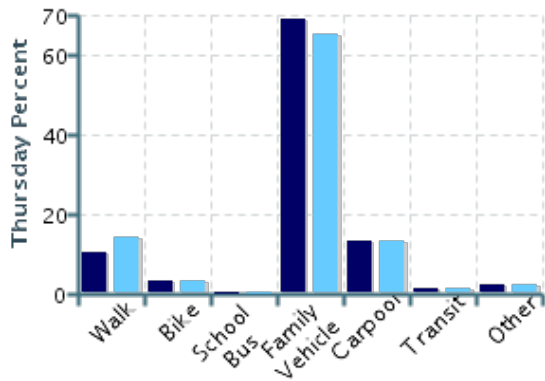
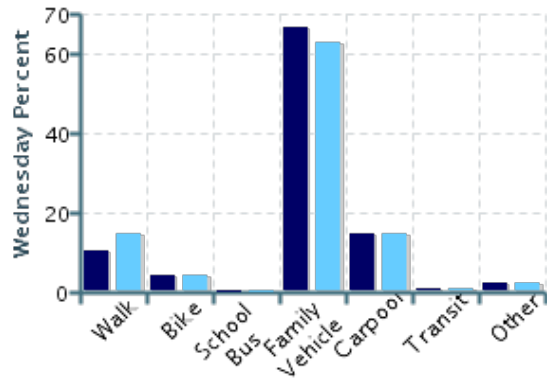
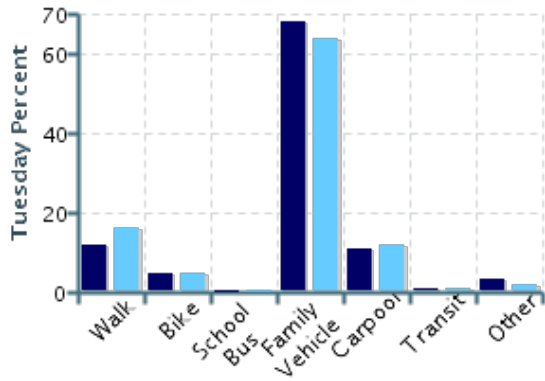
Morning and Afternoon Travel Mode Comparison

	Number of Trips	Walk	Bike	School Bus	Family Vehicle	Carpool	Transit	Other
Morning	493	11%	4%	0%	68%	13%	1%	3%
Afternoon	499	15%	4%	0%	64%	13%	1%	2%

Percentages may not total 100% due to rounding.

Morning and Afternoon Travel Mode Comparison by Day

■ Morning ■ Afternoon

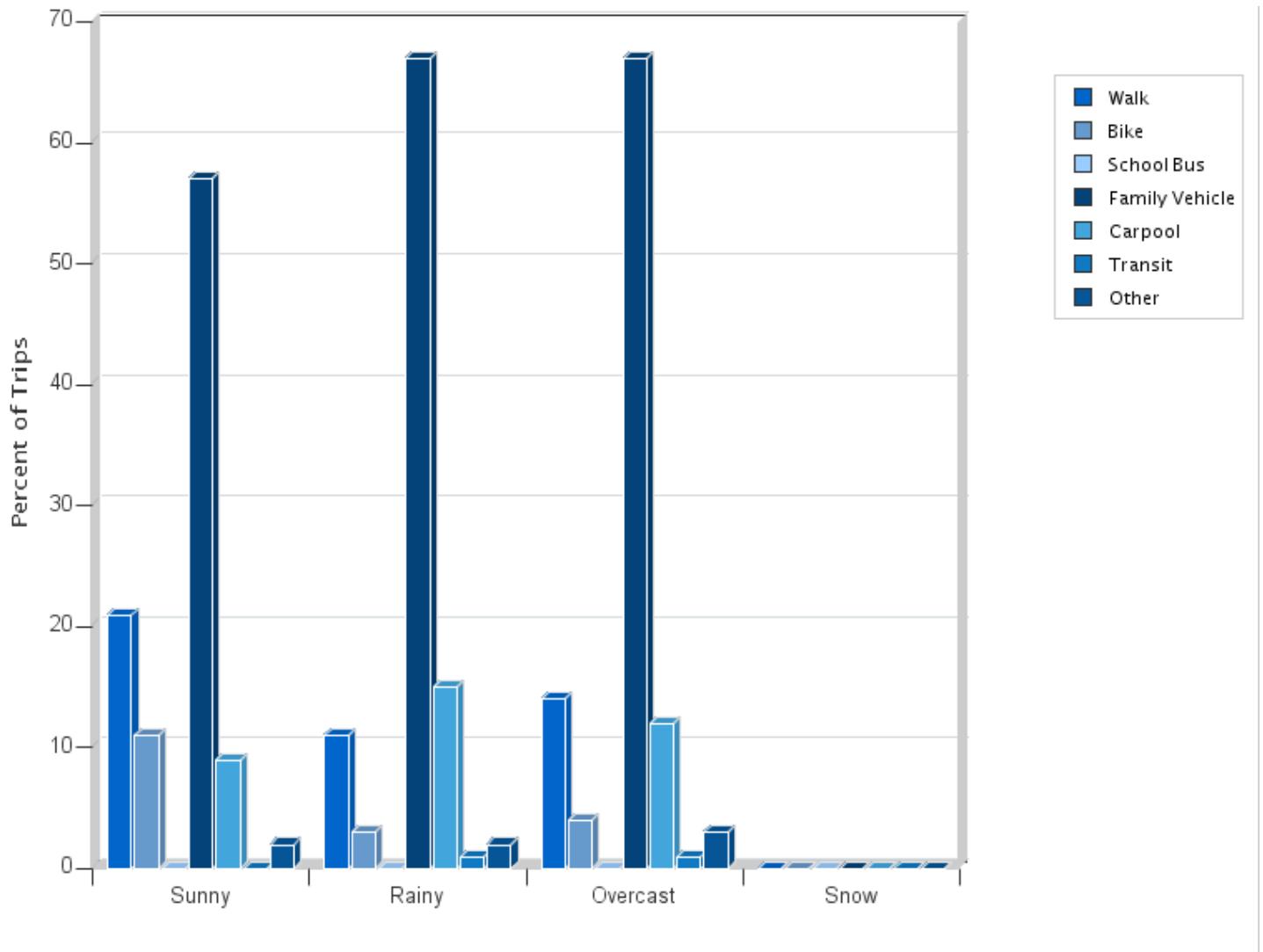


Morning and Afternoon Travel Mode Comparison by Day

	Number of Trips	Walk	Bike	School Bus	Family Vehicle	Carpool	Transit	Other
Tuesday AM	186	12%	5%	0%	68%	11%	1%	3%
Tuesday PM	190	16%	5%	0%	64%	12%	1%	2%
Wednesday AM	181	10%	4%	0%	67%	15%	1%	2%
Wednesday PM	183	15%	4%	0%	63%	15%	1%	2%
Thursday AM	126	10%	3%	0%	69%	13%	2%	2%
Thursday PM	126	14%	3%	0%	65%	13%	2%	2%

Percentages may not total 100% due to rounding.

Travel Mode by Weather Conditions



Travel Mode by Weather Condition

Weather Condition	Number of Trips	Walk	Bike	School Bus	Family Vehicle	Carpool	Transit	Other
Sunny	123	21%	11%	0%	57%	9%	0%	2%
Rainy	539	11%	3%	0%	67%	15%	1%	2%
Overcast	330	14%	4%	0%	67%	12%	1%	3%
Snow	0	0%	0%	0%	0%	0%	0%	0%

Percentages may not total 100% due to rounding.