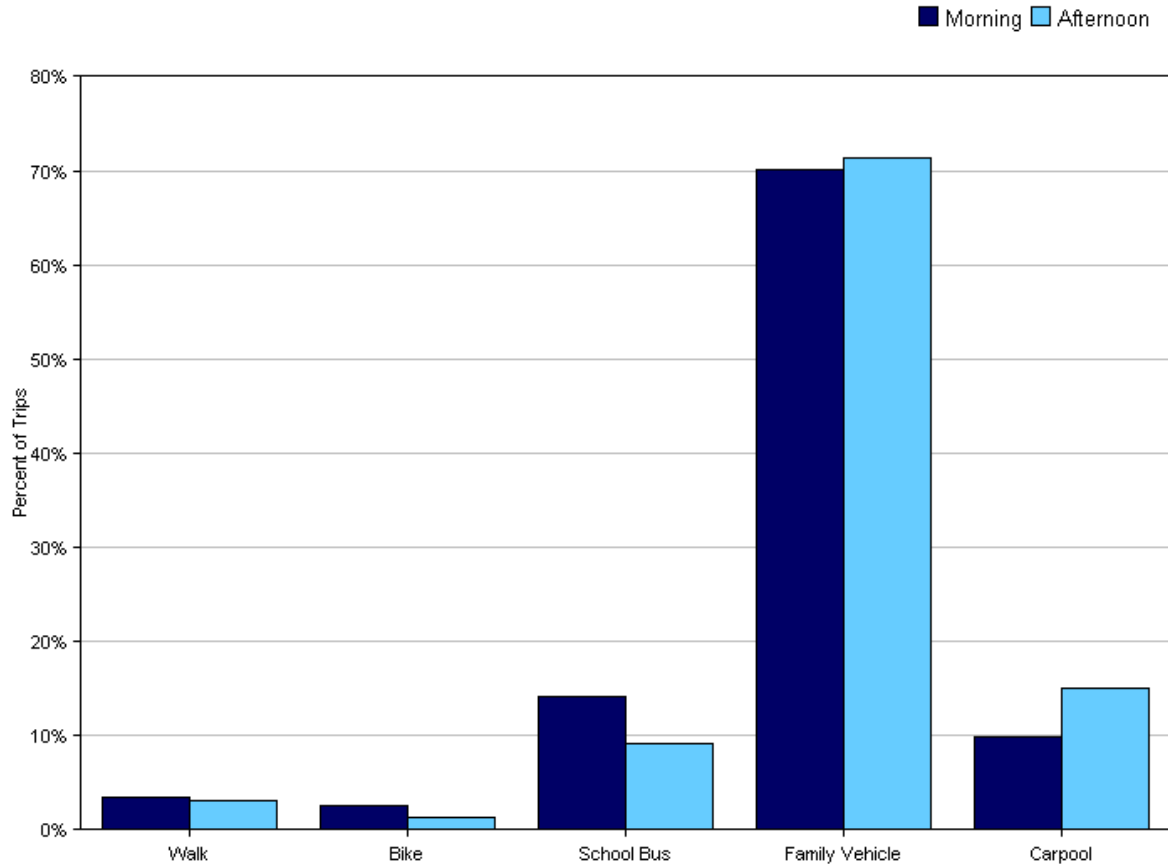


Tally Report Summary

Program Name:	Safe Routes to School	Month and Year Collected:	May 2013
School Name:	Lycee Francais	Set ID:	12019
School Enrollment:	225	Date Report Generated:	07/22/2013
Enrollment within Grades Targeted by SRTS Program:	Don't Know	Number of Classrooms Included in Report:	8
Number of Classrooms in School:	8		

This report contains information from parents about their children's trip to and from school. The data used in this report were collected using the in-class Student Travel Tally questionnaire from the National Center for Safe Routes to School.

Morning and Afternoon Travel Mode Comparison

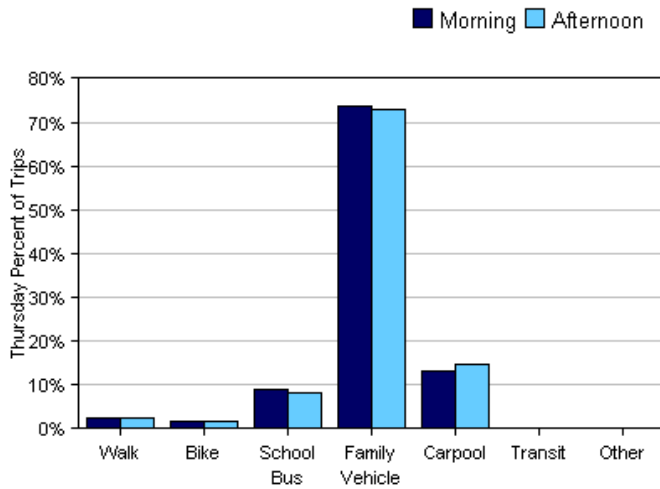
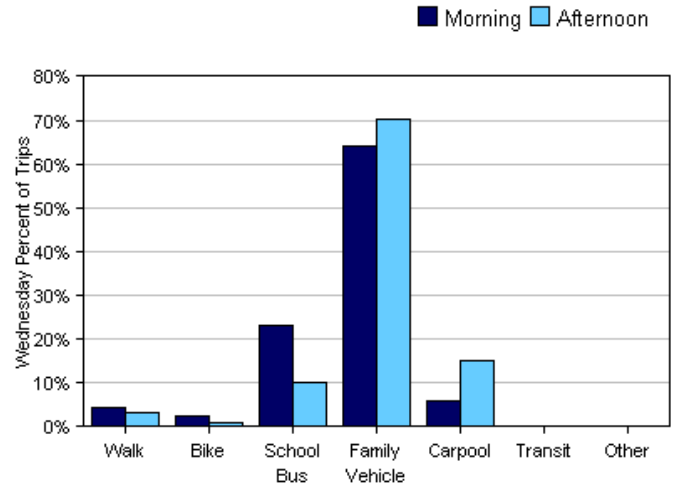
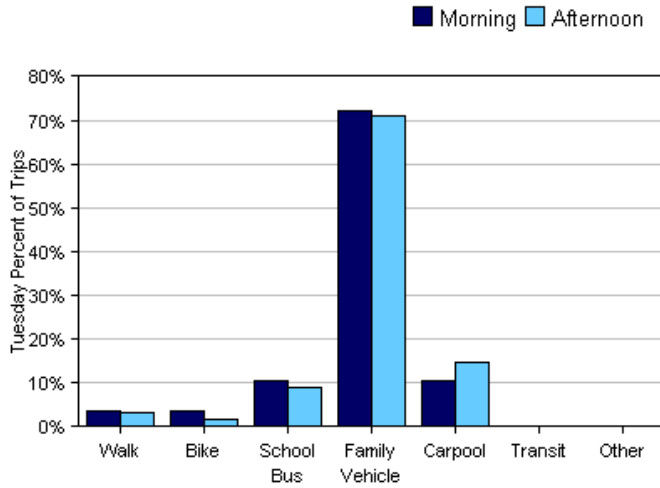


Morning and Afternoon Travel Mode Comparison

	Number of Trips	Walk	Bike	School Bus	Family Vehicle	Carpool	Transit	Other
Morning	354	3%	3%	14%	70%	10%	0%	0%
Afternoon	360	3%	1%	9%	71%	15%	0%	0%

Percentages may not total 100% due to rounding.

Morning and Afternoon Travel Mode Comparison by Day

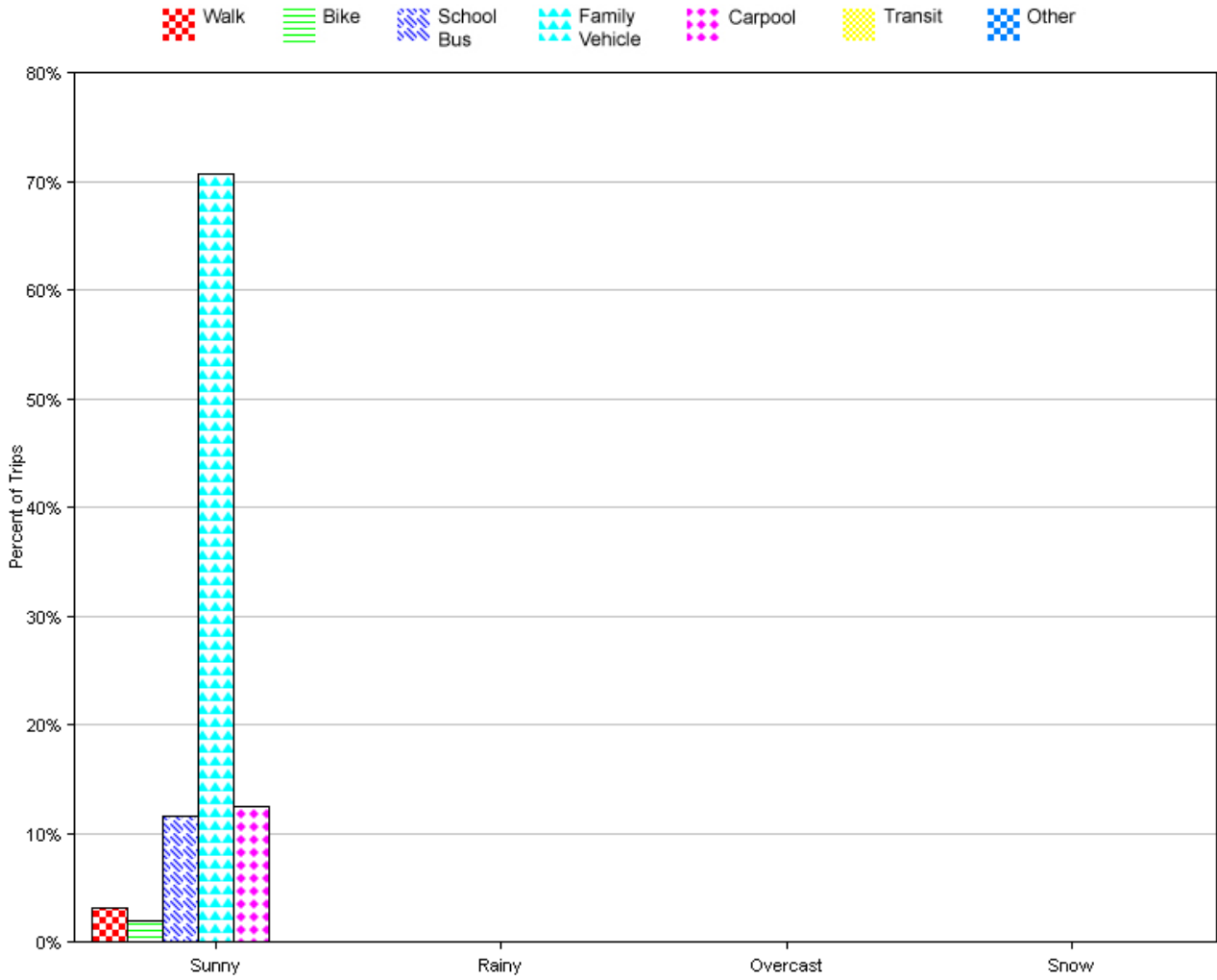


Morning and Afternoon Travel Mode Comparison by Day

	Number of Trips	Walk	Bike	School Bus	Family Vehicle	Carpool	Transit	Other
Tuesday AM	115	3%	3%	10%	72%	10%	0%	0%
Tuesday PM	121	3%	2%	9%	71%	15%	0%	0%
Wednesday AM	117	4%	3%	23%	64%	6%	0%	0%
Wednesday PM	118	3%	0.8%	10%	70%	15%	0%	0%
Thursday AM	122	2%	2%	9%	74%	13%	0%	0%
Thursday PM	121	2%	2%	8%	73%	15%	0%	0%

Percentages may not total 100% due to rounding.

Travel Mode by Weather Conditions



Travel Mode by Weather Condition

Weather Condition	Number of Trips	Walk	Bike	School Bus	Family Vehicle	Carpool	Transit	Other
Sunny	714	3%	2%	12%	71%	12%	0%	0%
Rainy	0	0%	0%	0%	0%	0%	0%	0%
Overcast	0	0%	0%	0%	0%	0%	0%	0%
Snow	0	0%	0%	0%	0%	0%	0%	0%

Percentages may not total 100% due to rounding.