

Student Travel Tally Report: One School in One Data Collection Period

School Name: Lynwood Elementary School

Set ID: 15940

School Group: Safe Routes to School

Month and Year Collected: September 2014

School Enrollment: 360

Date Report Generated: 12/02/2014

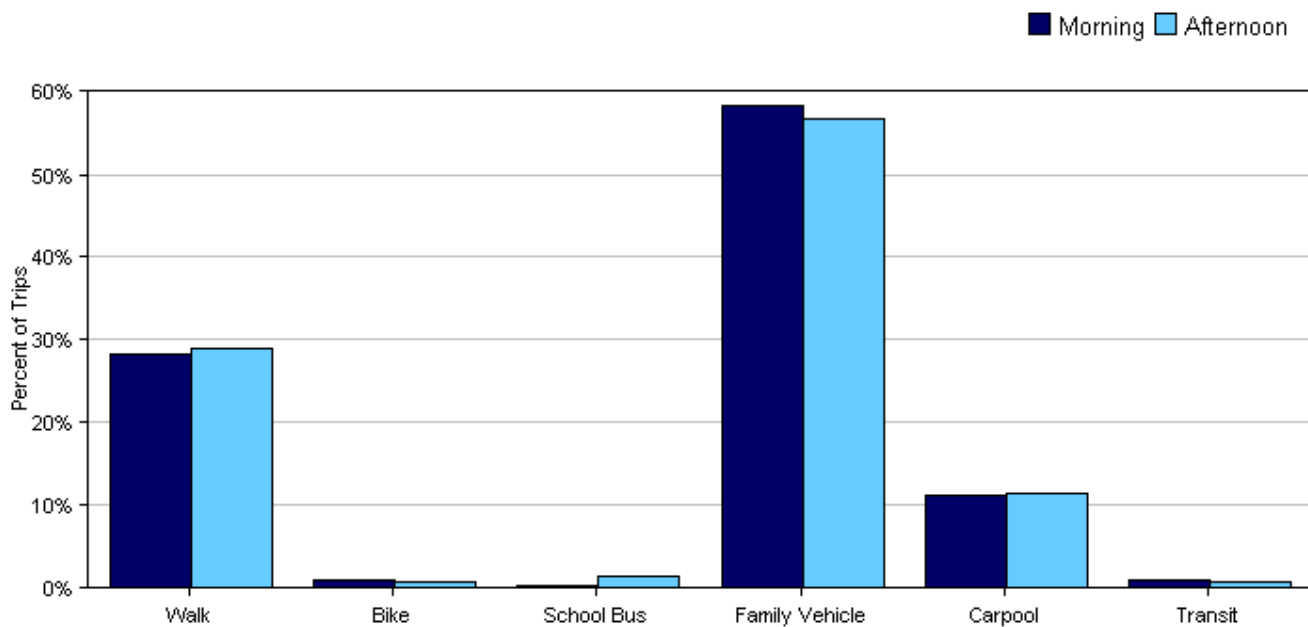
% of Students reached by SRTS activities: Don't Know

Tags:

**Number of Classrooms
Included in Report:** 9

This report contains information from your school's classrooms about students' trip to and from school. The data used in this report were collected using the in-class Student Travel Tally questionnaire from the National Center for Safe Routes to School.

Morning and Afternoon Travel Mode Comparison

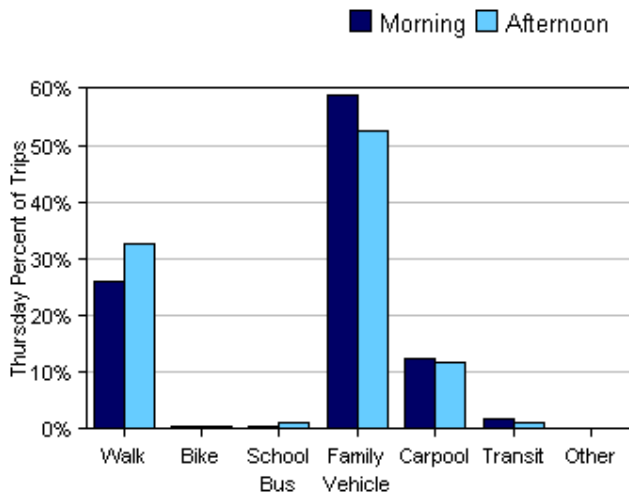
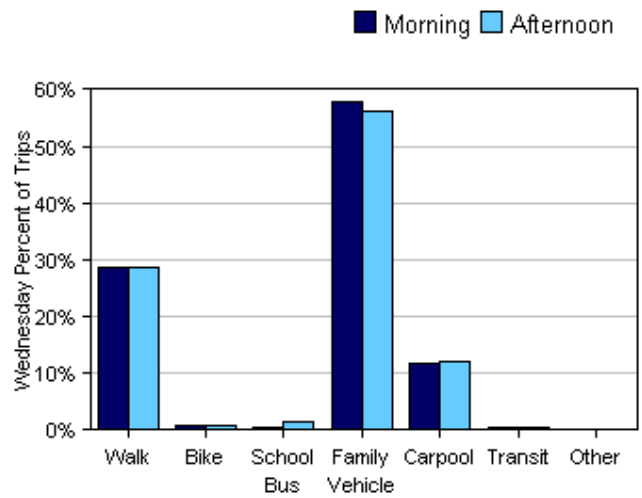
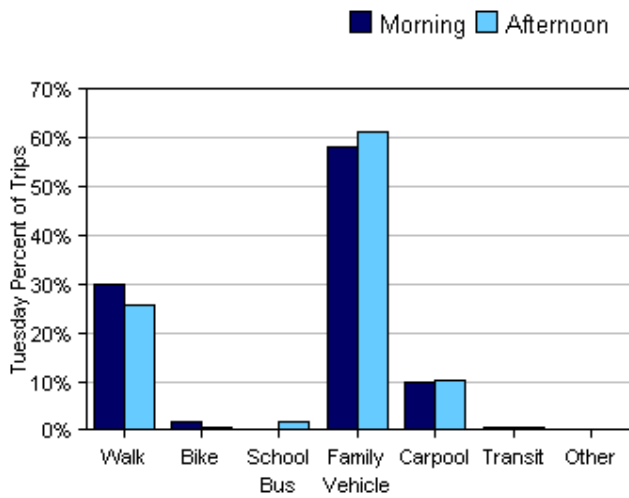


Morning and Afternoon Travel Mode Comparison

| | Number of Trips | Walk | Bike | School Bus | Family Vehicle | Carpool | Transit | Other |
|-----------|-----------------|------|------|------------|----------------|---------|---------|-------|
| Morning | 617 | 28% | 1.0% | 0.3% | 58% | 11% | 1.0% | 0% |
| Afternoon | 574 | 29% | 0.7% | 1% | 57% | 11% | 0.7% | 0% |

Percentages may not total 100% due to rounding.

Morning and Afternoon Travel Mode Comparison by Day

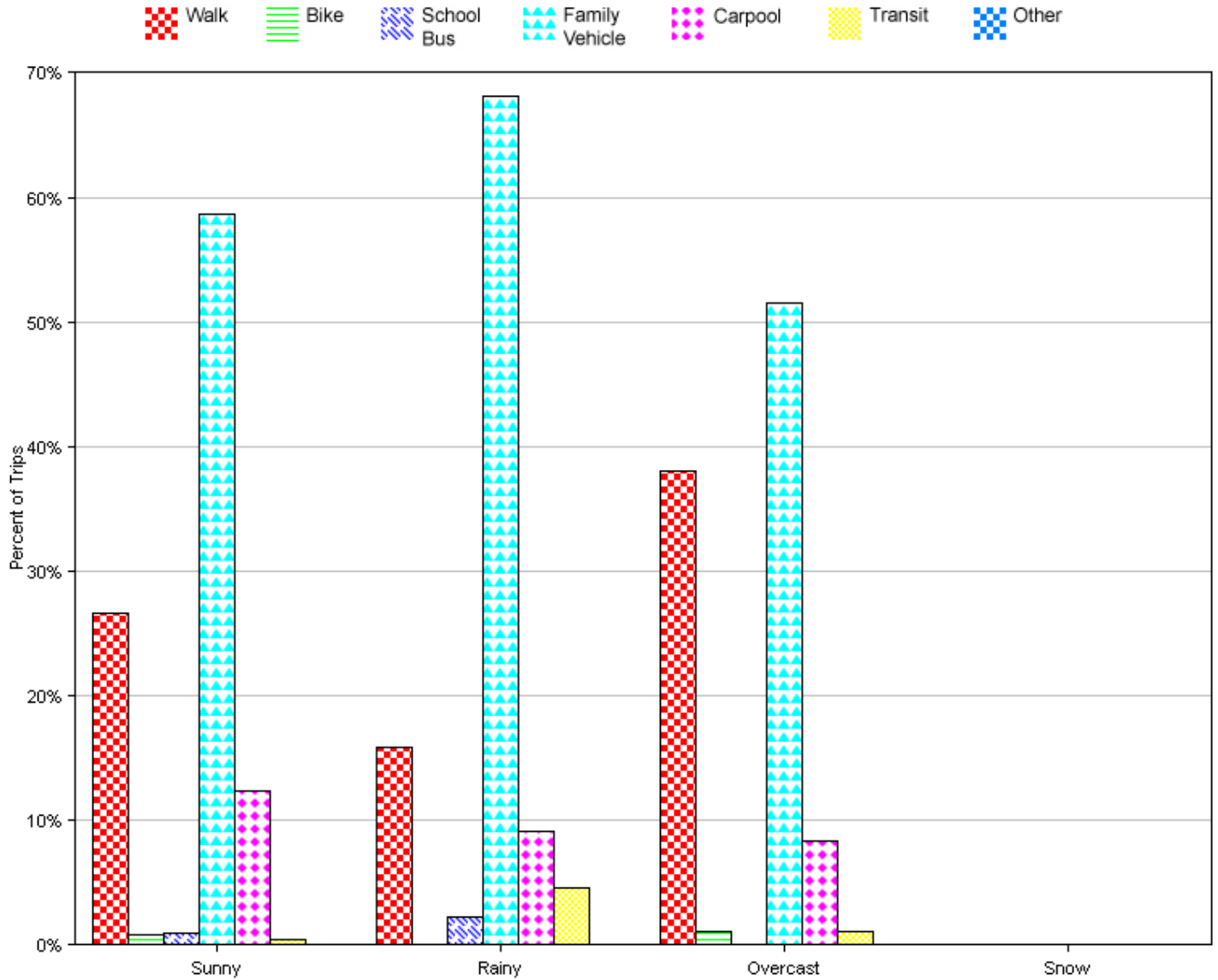


Morning and Afternoon Travel Mode Comparison by Day

| | Number of Trips | Walk | Bike | School Bus | Family Vehicle | Carpool | Transit | Other |
|--------------|-----------------|------|------|------------|----------------|---------|---------|-------|
| Tuesday AM | 193 | 30% | 2% | 0% | 58% | 10% | 0.5% | 0% |
| Tuesday PM | 193 | 26% | 0.5% | 2% | 61% | 10% | 0.5% | 0% |
| Wednesday AM | 213 | 29% | 0.9% | 0.5% | 58% | 12% | 0.5% | 0% |
| Wednesday PM | 213 | 29% | 0.9% | 1% | 56% | 12% | 0.5% | 0% |
| Thursday AM | 211 | 26% | 0.5% | 0.5% | 59% | 12% | 2% | 0% |
| Thursday PM | 168 | 33% | 0.6% | 1% | 52% | 12% | 1% | 0% |

Percentages may not total 100% due to rounding.

Travel Mode by Weather Conditions



Travel Mode by Weather Condition

| Weather Condition | Number of Trips | Walk | Bike | School Bus | Family Vehicle | Carpool | Transit | Other |
|-------------------|-----------------|------|------|------------|----------------|---------|---------|-------|
| Sunny | 923 | 27% | 0.9% | 1.0% | 59% | 12% | 0.4% | 0% |
| Rainy | 44 | 16% | 0% | 2% | 68% | 9% | 5% | 0% |
| Overcast | 192 | 38% | 1% | 0% | 52% | 8% | 1% | 0% |
| Snow | 0 | 0% | 0% | 0% | 0% | 0% | 0% | 0% |

Percentages may not total 100% due to rounding.