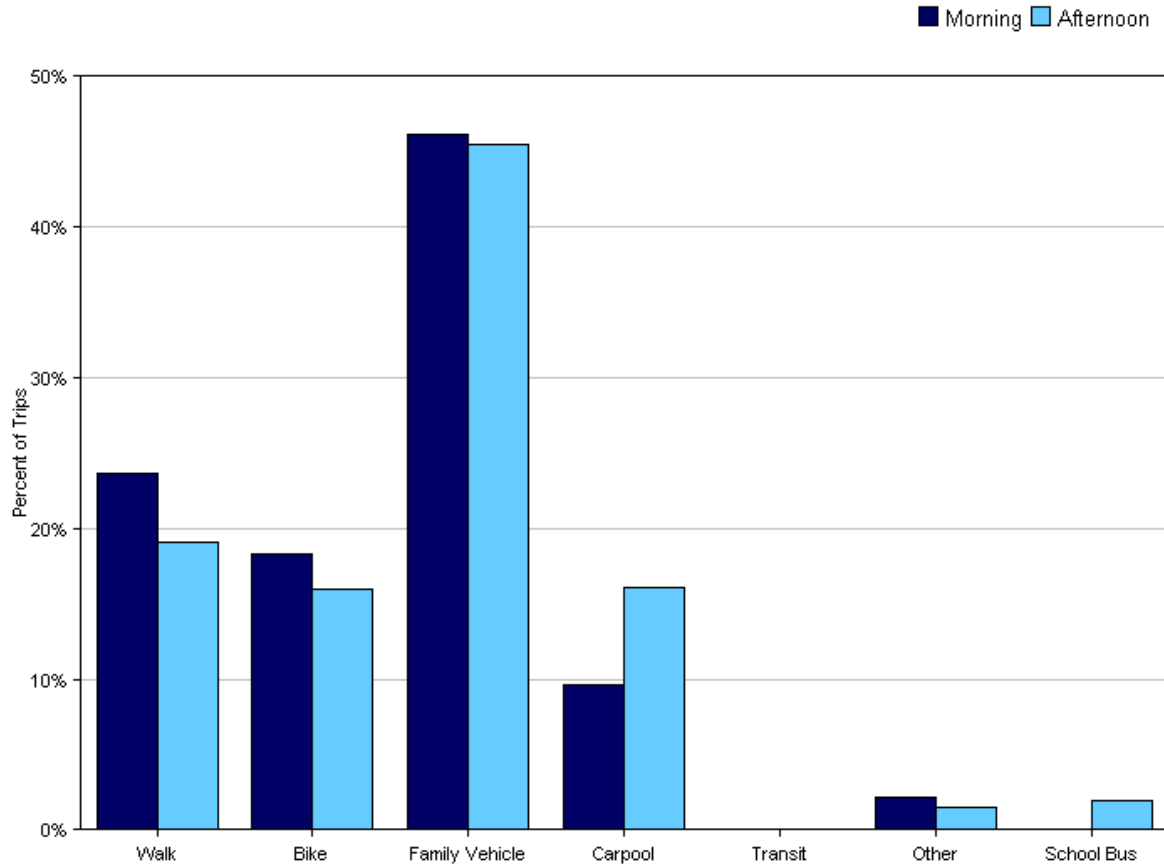


Tally Report Summary

Program Name:	Safe Routes to School	Month and Year Collected:	September 2012
School Name:	Manor School	Set ID:	10518
School Enrollment:	429	Date Report Generated:	12/11/2012
Enrollment within Grades Targeted by SRTS Program:	429	Number of Classrooms Included in Report:	17
Number of Classrooms in School:	20		

This report contains information from parents about their children's trip to and from school. The data used in this report were collected using the in-class Student Travel Tally questionnaire from the National Center for Safe Routes to School.

Morning and Afternoon Travel Mode Comparison

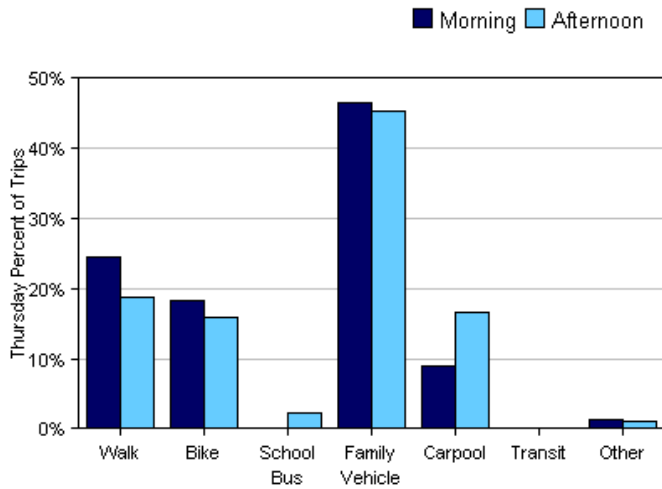
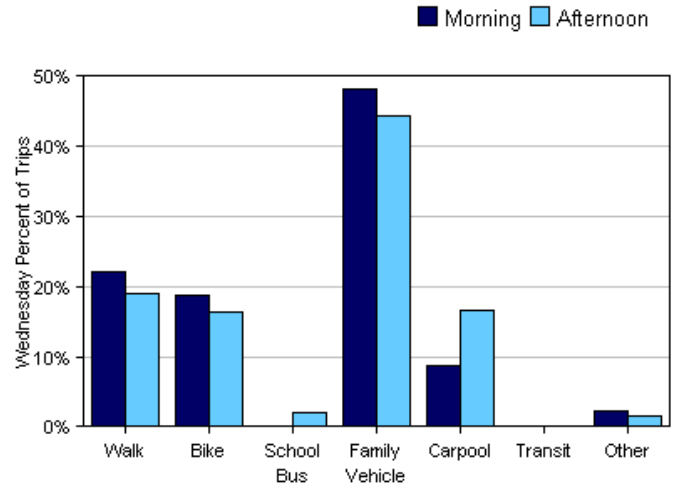
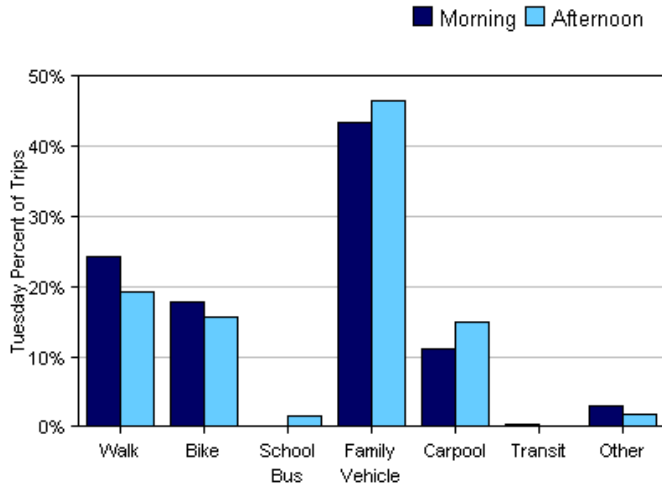


Morning and Afternoon Travel Mode Comparison

	Number of Trips	Walk	Bike	School Bus	Family Vehicle	Carpool	Transit	Other
Morning	1054	24%	18%	0%	46%	10%	0.1%	2%
Afternoon	934	19%	16%	2%	46%	16%	0%	1%

Percentages may not total 100% due to rounding.

Morning and Afternoon Travel Mode Comparison by Day

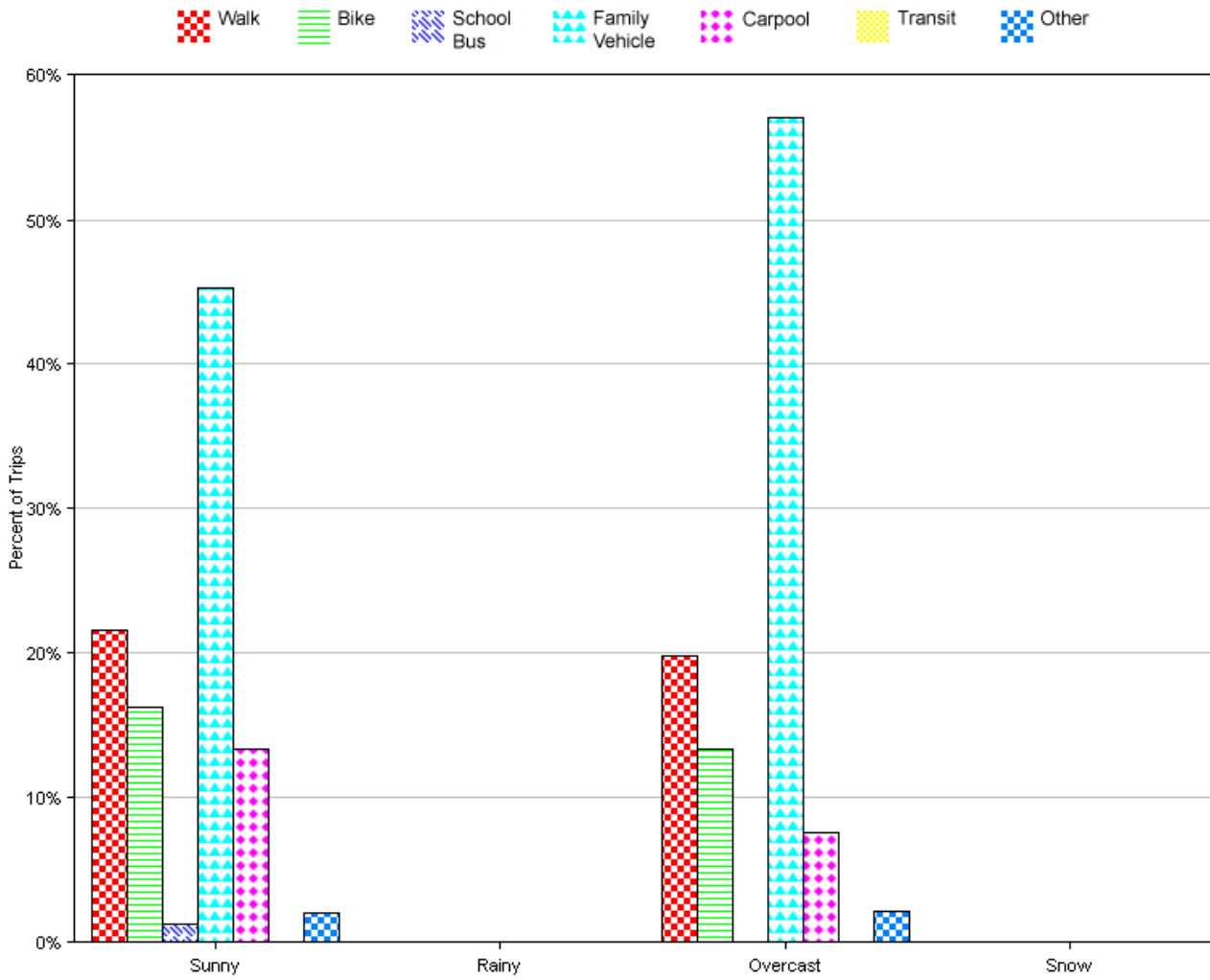


Morning and Afternoon Travel Mode Comparison by Day

	Number of Trips	Walk	Bike	School Bus	Family Vehicle	Carpool	Transit	Other
Tuesday AM	347	24%	18%	0%	44%	11%	0.3%	3%
Tuesday PM	320	19%	16%	2%	47%	15%	0%	2%
Wednesday AM	353	22%	19%	0%	48%	9%	0%	2%
Wednesday PM	306	19%	16%	2%	44%	17%	0%	2%
Thursday AM	354	25%	18%	0%	47%	9%	0%	1%
Thursday PM	308	19%	16%	2%	45%	17%	0%	1.0%

Percentages may not total 100% due to rounding.

Travel Mode by Weather Conditions



Travel Mode by Weather Condition

Weather Condition	Number of Trips	Walk	Bike	School Bus	Family Vehicle	Carpool	Transit	Other
Sunny	1459	22%	16%	1%	45%	13%	0.1%	2%
Rainy	0	0%	0%	0%	0%	0%	0%	0%
Overcast	328	20%	13%	0%	57%	8%	0%	2%
Snow	0	0%	0%	0%	0%	0%	0%	0%

Percentages may not total 100% due to rounding.