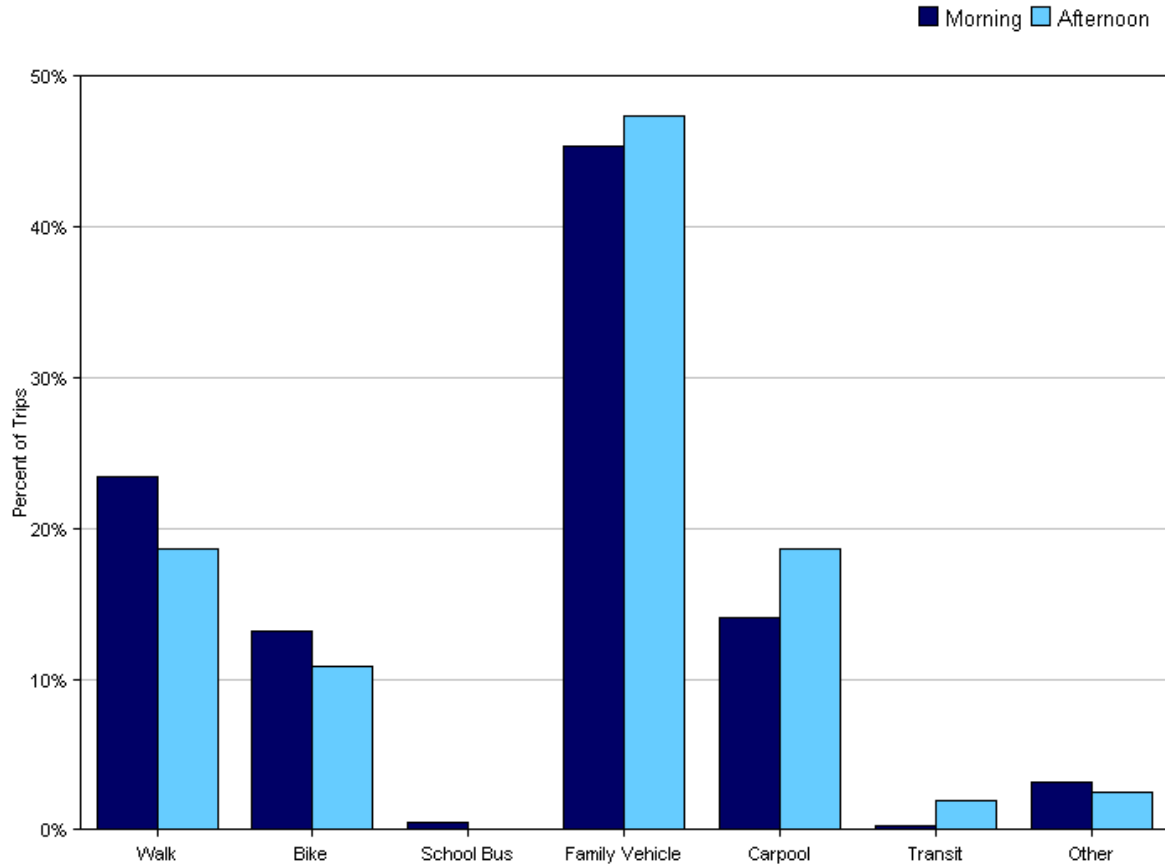


Tally Report Summary

Program Name:	Safe Routes to School	Month and Year Collected:	April 2013
School Name:	Manor School	Set ID:	11930
School Enrollment:	429	Date Report Generated:	07/22/2013
Enrollment within Grades Targeted by SRTS Program:	429	Number of Classrooms Included in Report:	18
Number of Classrooms in School:	20		

This report contains information from parents about their children's trip to and from school. The data used in this report were collected using the in-class Student Travel Tally questionnaire from the National Center for Safe Routes to School.

Morning and Afternoon Travel Mode Comparison

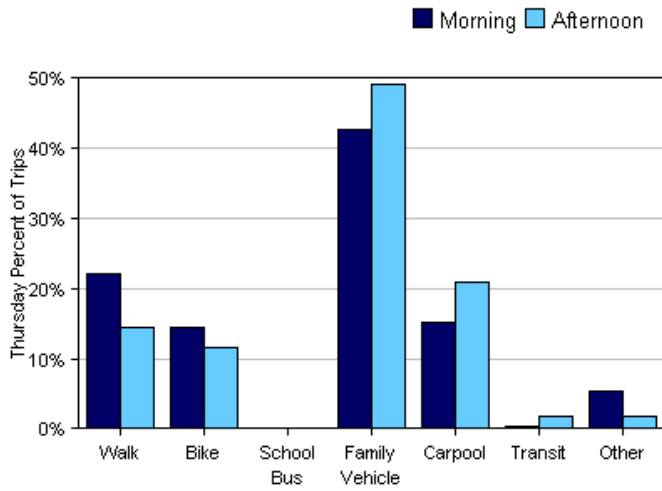
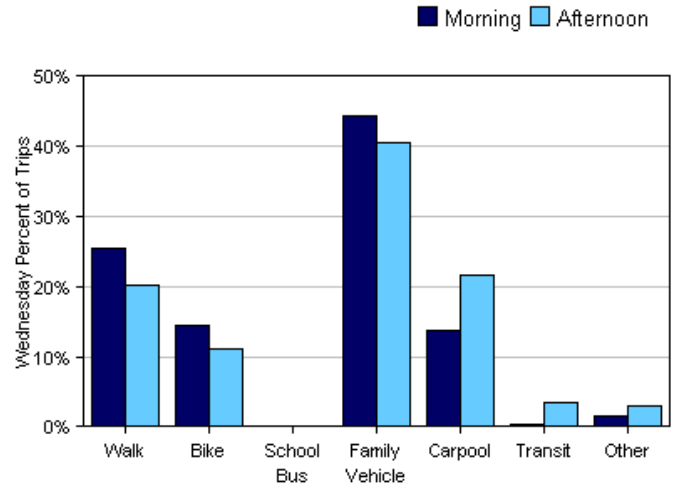
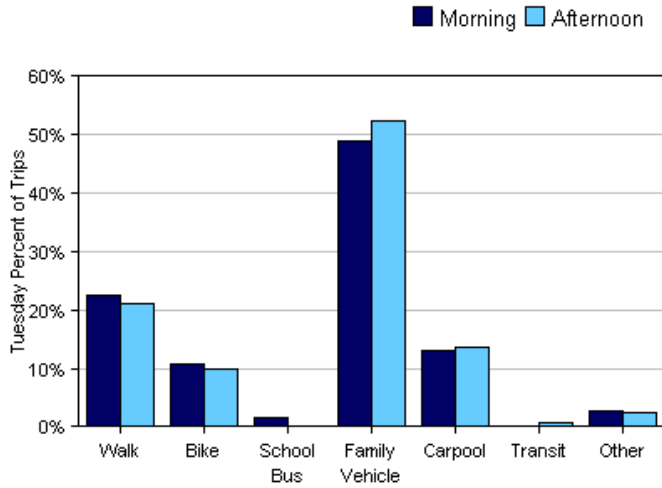


Morning and Afternoon Travel Mode Comparison

	Number of Trips	Walk	Bike	School Bus	Family Vehicle	Carpool	Transit	Other
Morning	1103	23%	13%	0.5%	45%	14%	0.3%	3%
Afternoon	957	19%	11%	0%	47%	19%	2%	3%

Percentages may not total 100% due to rounding.

Morning and Afternoon Travel Mode Comparison by Day

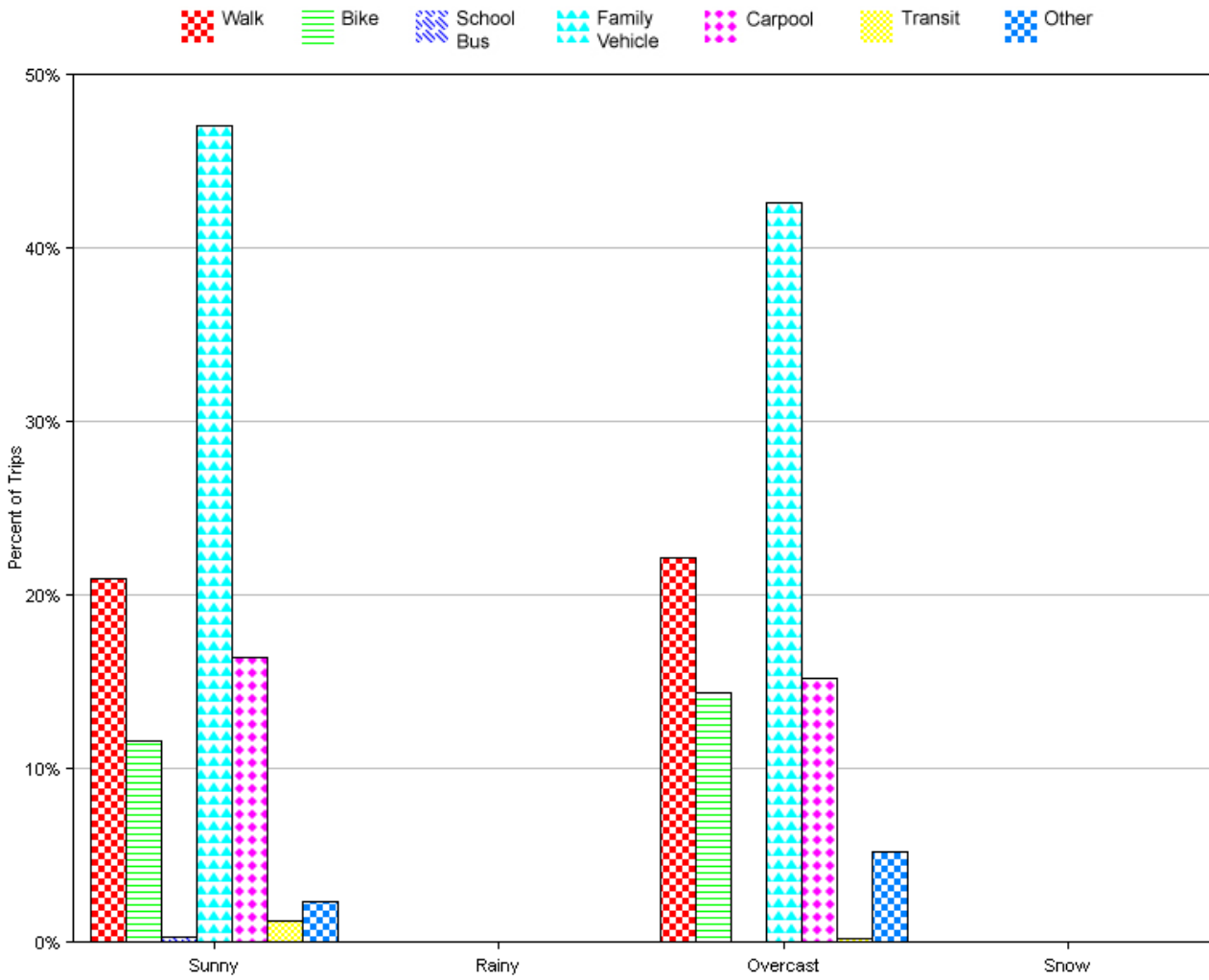


Morning and Afternoon Travel Mode Comparison by Day

	Number of Trips	Walk	Bike	School Bus	Family Vehicle	Carpool	Transit	Other
Tuesday AM	381	23%	11%	2%	49%	13%	0.3%	3%
Tuesday PM	317	21%	10%	0%	52%	14%	0.6%	3%
Wednesday AM	361	25%	14%	0%	44%	14%	0.3%	2%
Wednesday PM	323	20%	11%	0%	41%	22%	3%	3%
Thursday AM	361	22%	14%	0%	43%	15%	0.3%	5%
Thursday PM	317	15%	12%	0%	49%	21%	2%	2%

Percentages may not total 100% due to rounding.

Travel Mode by Weather Conditions



Travel Mode by Weather Condition

Weather Condition	Number of Trips	Walk	Bike	School Bus	Family Vehicle	Carpool	Transit	Other
Sunny	1699	21%	12%	0.4%	47%	16%	1%	2%
Rainy	0	0%	0%	0%	0%	0%	0%	0%
Overcast	361	22%	14%	0%	43%	15%	0.3%	5%
Snow	0	0%	0%	0%	0%	0%	0%	0%

Percentages may not total 100% due to rounding.