

# Student Travel Tally Report: One School in One Data Collection Period

**School Name:** Manor School

**Set ID:** 17942

**School Group:** Marin Safe Routes to Schools

**Month and Year Collected:** May 2015

**School Enrollment:** 388

**Date Report Generated:** 09/22/2015

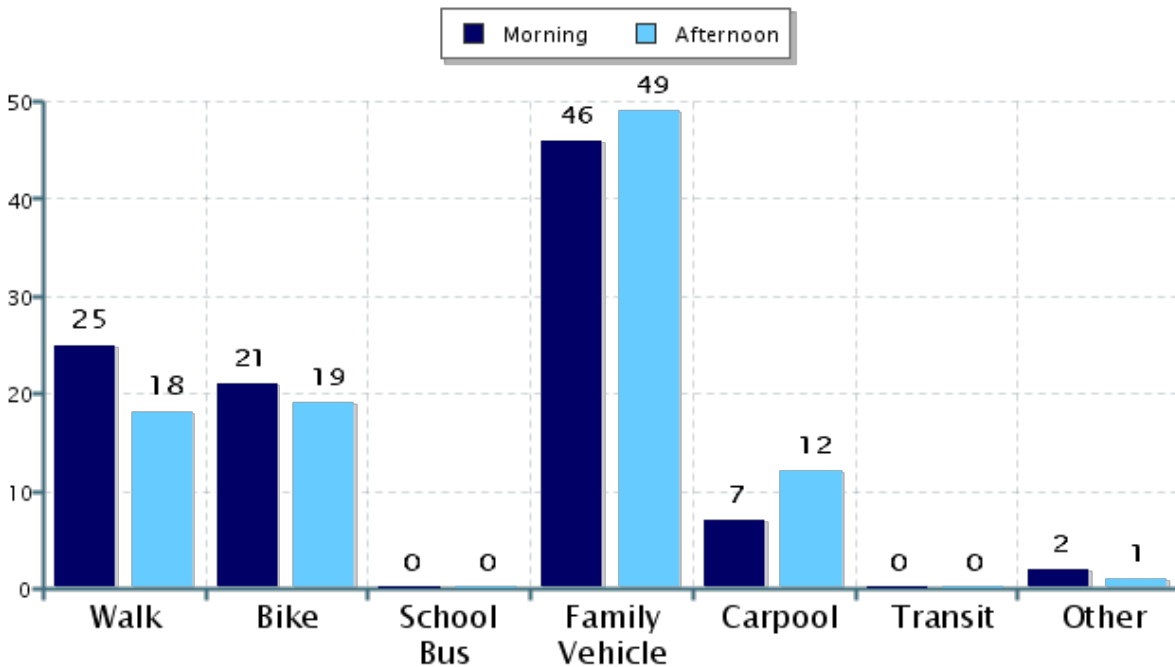
**% of Students reached by SRTS activities:** 76-100%

**Tags:**

**Number of Classrooms  
Included in Report:** 15

This report contains information from your school's classrooms about students' trip to and from school. The data used in this report were collected using the in-class Student Travel Tally questionnaire from the National Center for Safe Routes to School.

## Morning and Afternoon Travel Mode Comparison



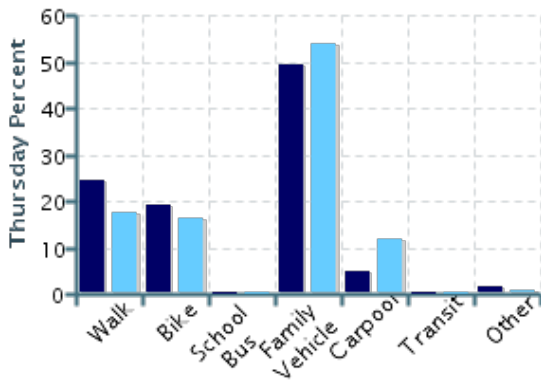
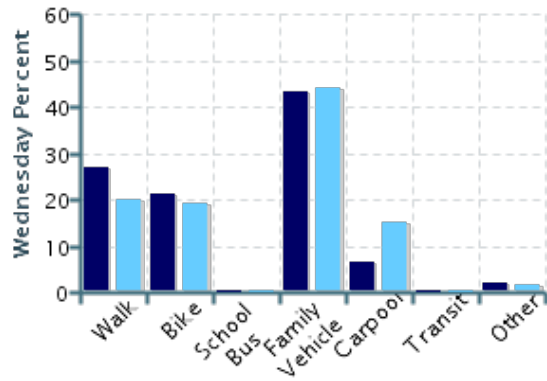
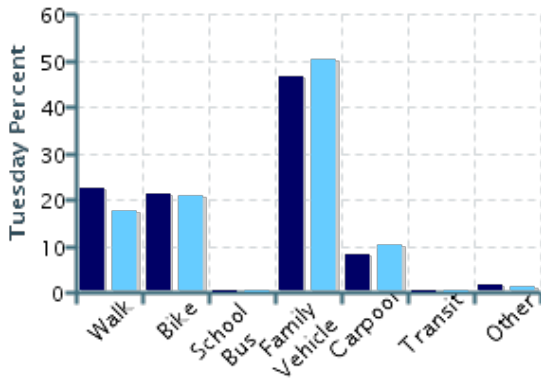
## Morning and Afternoon Travel Mode Comparison

	Number of Trips	Walk	Bike	School Bus	Family Vehicle	Carpool	Transit	Other
Morning	830	25%	21%	0%	46%	7%	0%	2%
Afternoon	766	18%	19%	0%	49%	12%	0%	1%

Percentages may not total 100% due to rounding.

## Morning and Afternoon Travel Mode Comparison by Day

■ Morning      ■ Afternoon

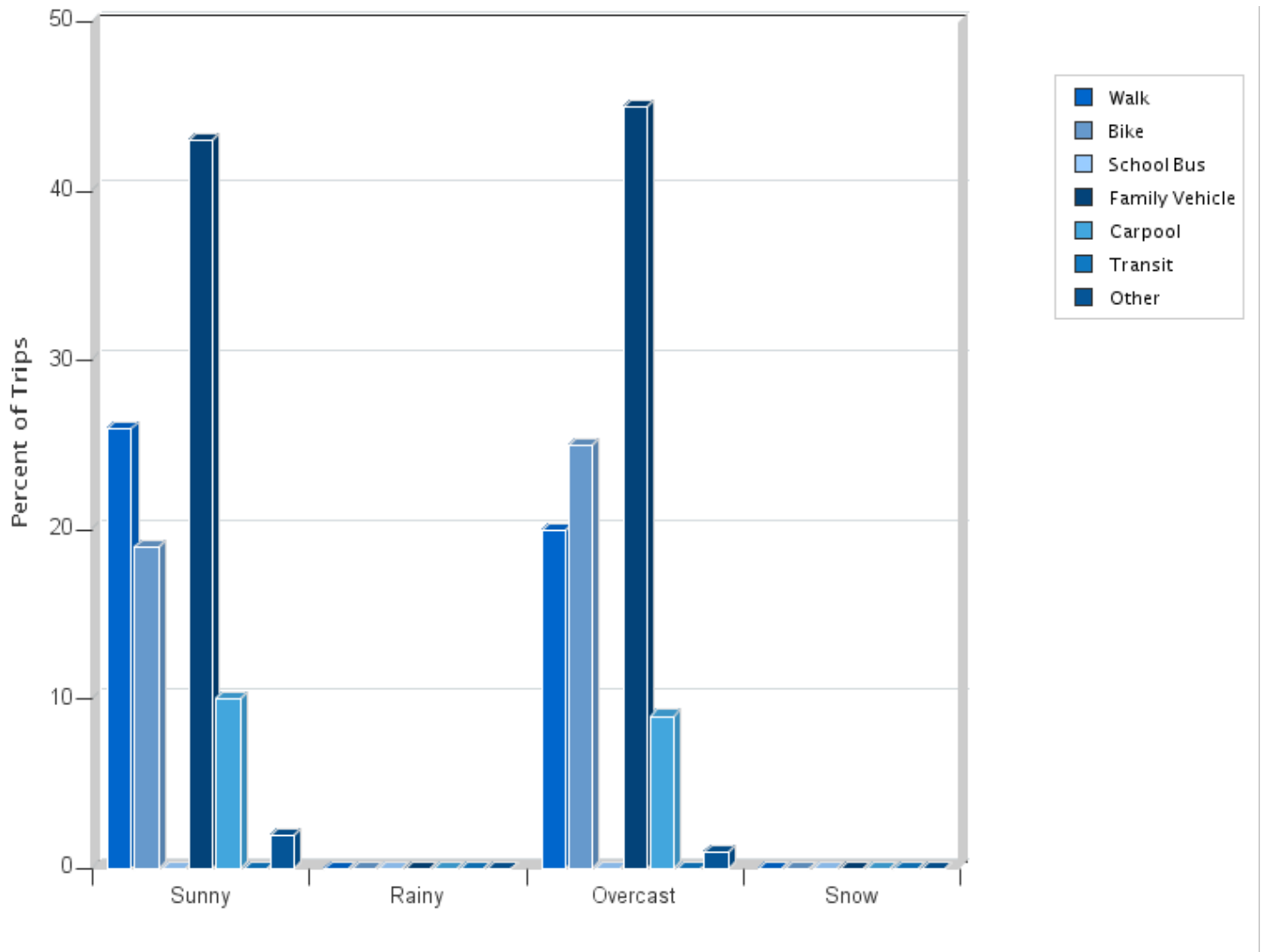


## Morning and Afternoon Travel Mode Comparison by Day

	Number of Trips	Walk	Bike	School Bus	Family Vehicle	Carpool	Transit	Other
Tuesday AM	271	23%	21%	0%	46%	8%	0%	1%
Tuesday PM	252	17%	21%	0%	50%	10%	0%	1%
Wednesday AM	284	27%	21%	0%	43%	6%	0%	2%
Wednesday PM	258	20%	19%	0%	44%	15%	0%	2%
Thursday AM	275	24%	19%	0%	49%	5%	0%	2%
Thursday PM	256	18%	16%	0%	54%	12%	0%	0.4%

Percentages may not total 100% due to rounding.

### Travel Mode by Weather Conditions



### Travel Mode by Weather Condition

Weather Condition	Number of Trips	Walk	Bike	School Bus	Family Vehicle	Carpool	Transit	Other
Sunny	798	26%	19%	0%	43%	10%	0%	2%
Rainy	0	0%	0%	0%	0%	0%	0%	0%
Overcast	335	20%	25%	0%	45%	9%	0%	1%
Snow	0	0%	0%	0%	0%	0%	0%	0%

Percentages may not total 100% due to rounding.