

# Student Travel Tally Report: One School in One Data Collection Period

**School Name:** Manor School

**Set ID:** 28238

**School Group:** Marin Safe Routes to Schools

**Month and Year Collected:** May 2019

**School Enrollment:** 277

**Date Report Generated:** 06/05/2019

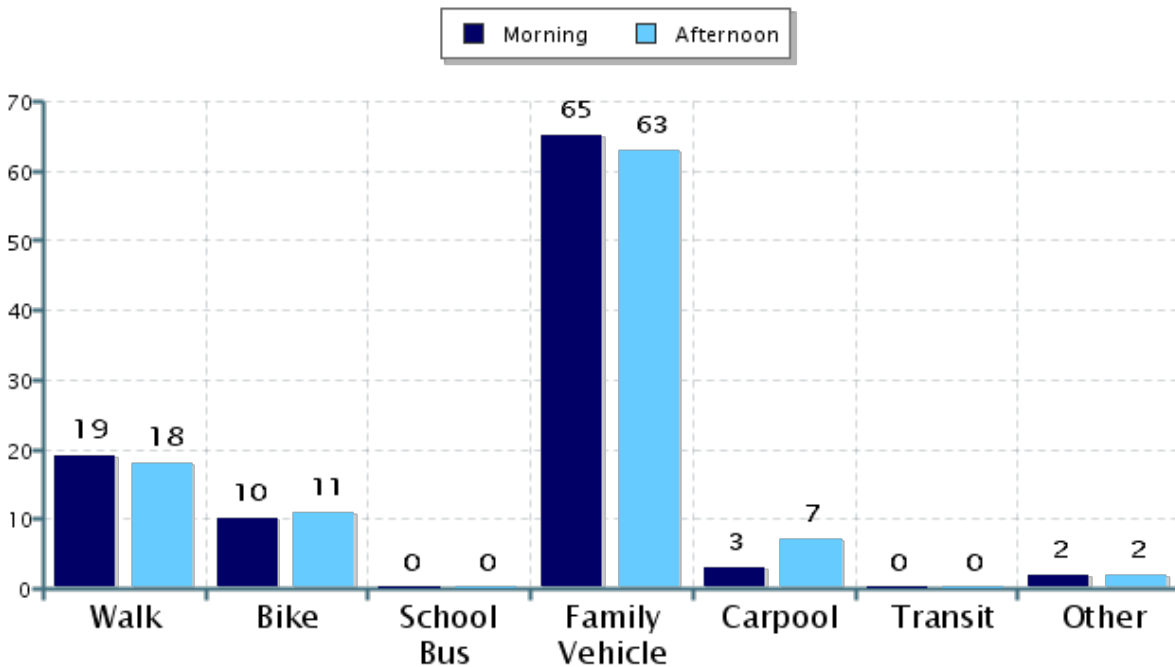
**% of Students reached by SRTS activities:** Don't Know

**Tags:**

**Number of Classrooms  
Included in Report:** 6

This report contains information from your school's classrooms about students' trip to and from school. The data used in this report were collected using the in-class Student Travel Tally questionnaire from the National Center for Safe Routes to School.

## Morning and Afternoon Travel Mode Comparison



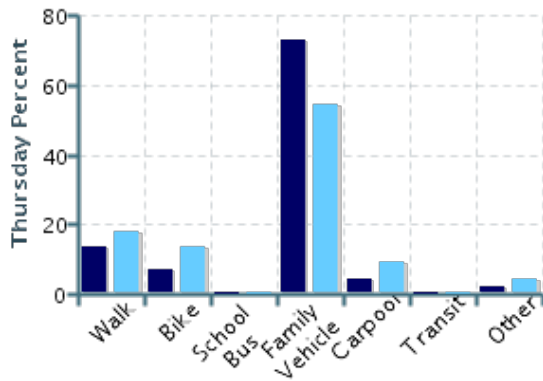
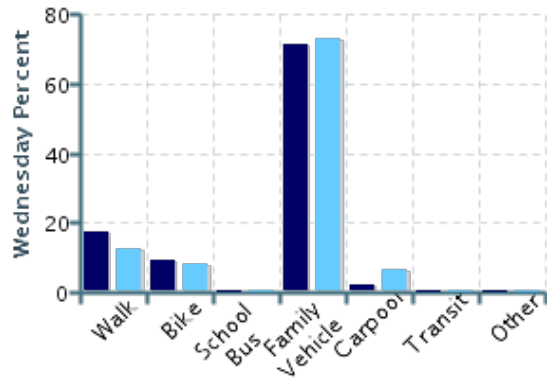
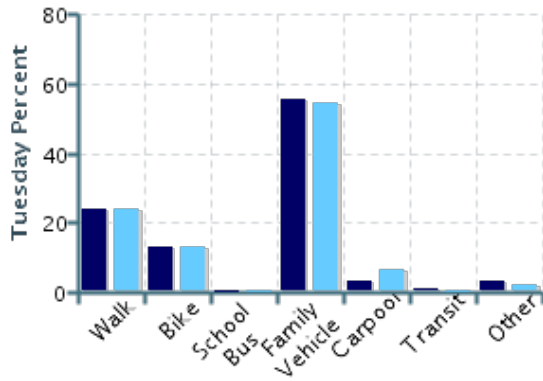
## Morning and Afternoon Travel Mode Comparison

	Number of Trips	Walk	Bike	School Bus	Family Vehicle	Carpool	Transit	Other
Morning	223	19%	10%	0%	65%	3%	0.4%	2%
Afternoon	131	18%	11%	0%	63%	7%	0%	2%

Percentages may not total 100% due to rounding.

## Morning and Afternoon Travel Mode Comparison by Day

■ Morning      ■ Afternoon

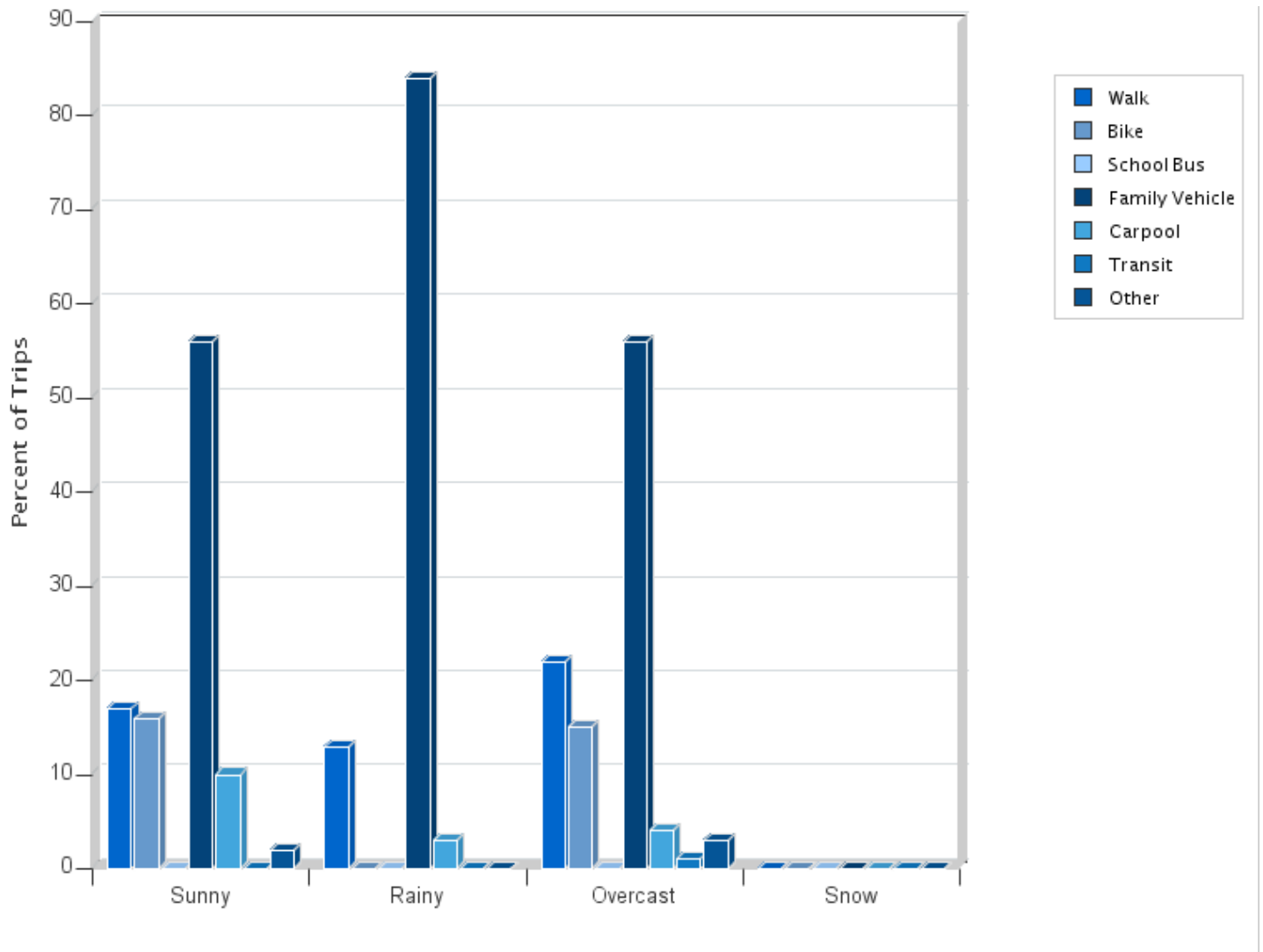


## Morning and Afternoon Travel Mode Comparison by Day

	Number of Trips	Walk	Bike	School Bus	Family Vehicle	Carpool	Transit	Other
Tuesday AM	92	24%	13%	0%	55%	3%	1%	3%
Tuesday PM	46	24%	13%	0%	54%	7%	0%	2%
Wednesday AM	87	17%	9%	0%	71%	2%	0%	0%
Wednesday PM	63	13%	8%	0%	73%	6%	0%	0%
Thursday AM	44	14%	7%	0%	73%	5%	0%	2%
Thursday PM	22	18%	14%	0%	55%	9%	0%	5%

Percentages may not total 100% due to rounding.

## Travel Mode by Weather Conditions



## Travel Mode by Weather Condition

Weather Condition	Number of Trips	Walk	Bike	School Bus	Family Vehicle	Carpool	Transit	Other
Sunny	63	17%	16%	0%	56%	10%	0%	2%
Rainy	108	13%	0%	0%	84%	3%	0%	0%
Overcast	183	22%	15%	0%	56%	4%	0.5%	3%
Snow	0	0%	0%	0%	0%	0%	0%	0%

Percentages may not total 100% due to rounding.