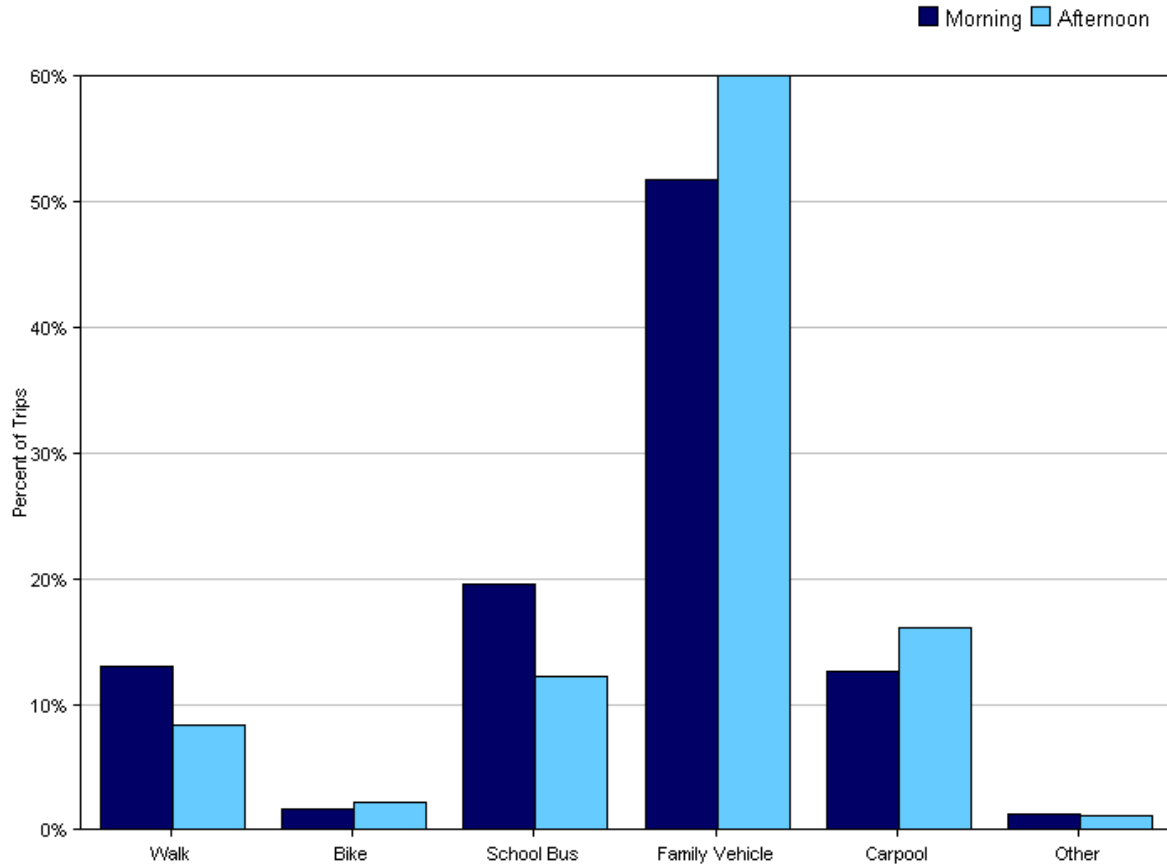


Tally Report Summary

Program Name:	Safe Routes to School	Month and Year Collected:	September 2012
School Name:	Marin Horizon	Set ID:	10542
School Enrollment:	388	Date Report Generated:	12/11/2012
Enrollment within Grades Targeted by SRTS Program:	388	Number of Classrooms Included in Report:	4
Number of Classrooms in School:	15		

This report contains information from parents about their children's trip to and from school. The data used in this report were collected using the in-class Student Travel Tally questionnaire from the National Center for Safe Routes to School.

Morning and Afternoon Travel Mode Comparison

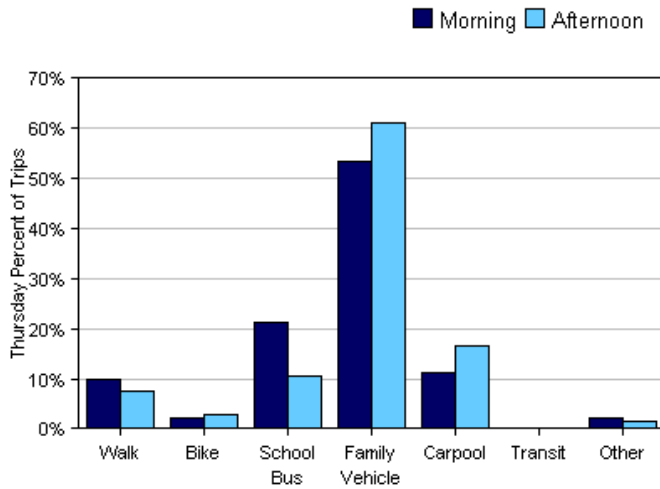
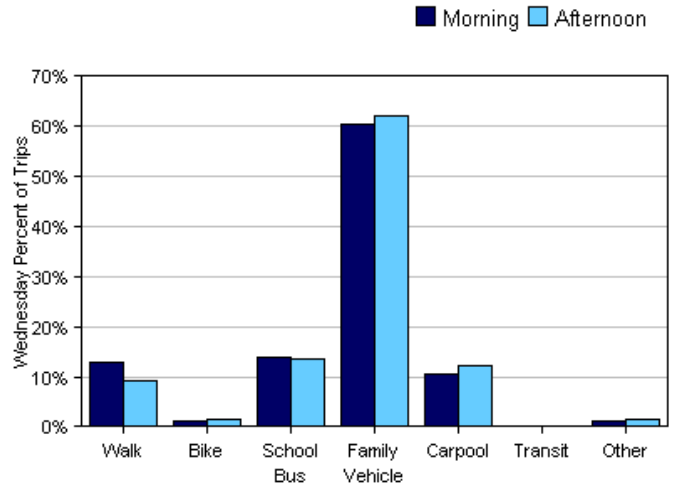
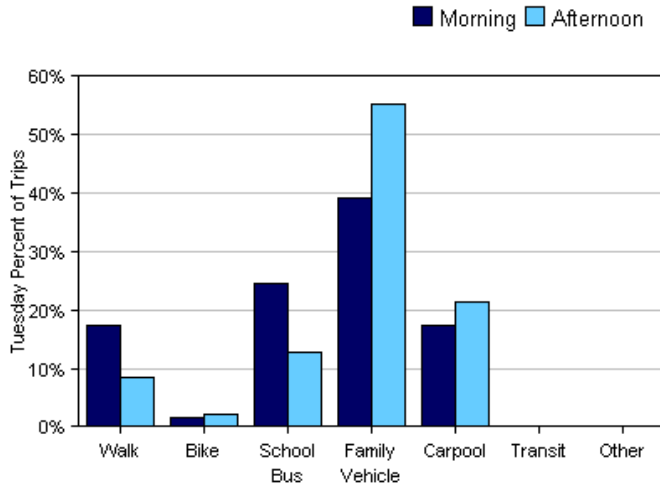


Morning and Afternoon Travel Mode Comparison

	Number of Trips	Walk	Bike	School Bus	Family Vehicle	Carpool	Transit	Other
Morning	245	13%	2%	20%	52%	13%	0%	1%
Afternoon	180	8%	2%	12%	60%	16%	0%	1%

Percentages may not total 100% due to rounding.

Morning and Afternoon Travel Mode Comparison by Day

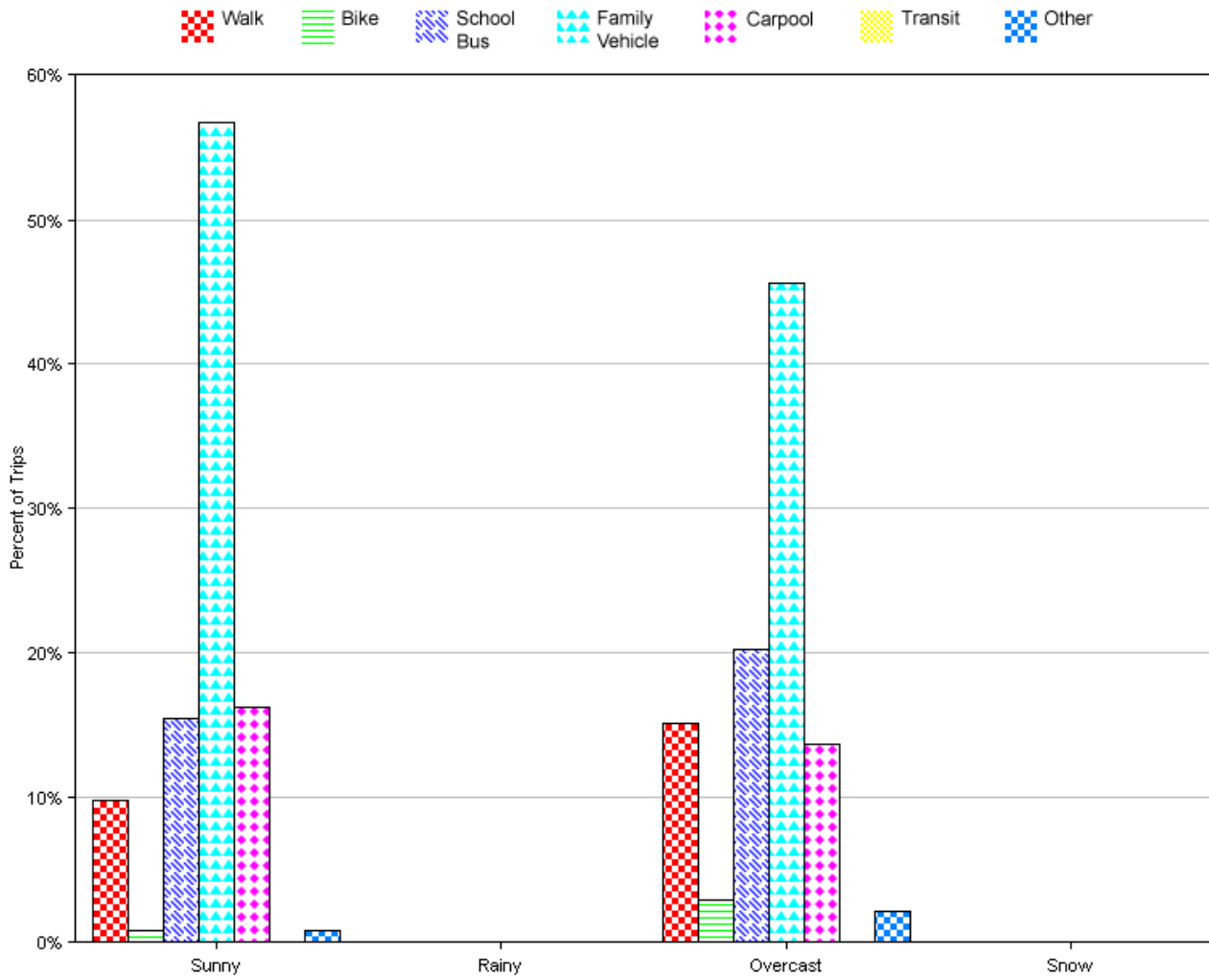


Morning and Afternoon Travel Mode Comparison by Day

	Number of Trips	Walk	Bike	School Bus	Family Vehicle	Carpool	Transit	Other
Tuesday AM	69	17%	1%	25%	39%	17%	0%	0%
Tuesday PM	47	9%	2%	13%	55%	21%	0%	0%
Wednesday AM	86	13%	1%	14%	60%	10%	0%	1%
Wednesday PM	66	9%	2%	14%	62%	12%	0%	2%
Thursday AM	90	10%	2%	21%	53%	11%	0%	2%
Thursday PM	67	7%	3%	10%	61%	16%	0%	1%

Percentages may not total 100% due to rounding.

Travel Mode by Weather Conditions



Travel Mode by Weather Condition

Weather Condition	Number of Trips	Walk	Bike	School Bus	Family Vehicle	Carpool	Transit	Other
Sunny	245	10%	0.8%	16%	57%	16%	0%	0.8%
Rainy	0	0%	0%	0%	0%	0%	0%	0%
Overcast	138	15%	3%	20%	46%	14%	0%	2%
Snow	0	0%	0%	0%	0%	0%	0%	0%

Percentages may not total 100% due to rounding.