

Student Travel Tally Report: One School in One Data Collection Period

School Name: Marin Horizon

Set ID: 15942

School Group: Safe Routes to School

Month and Year Collected: September 2014

School Enrollment: 300

Date Report Generated: 12/02/2014

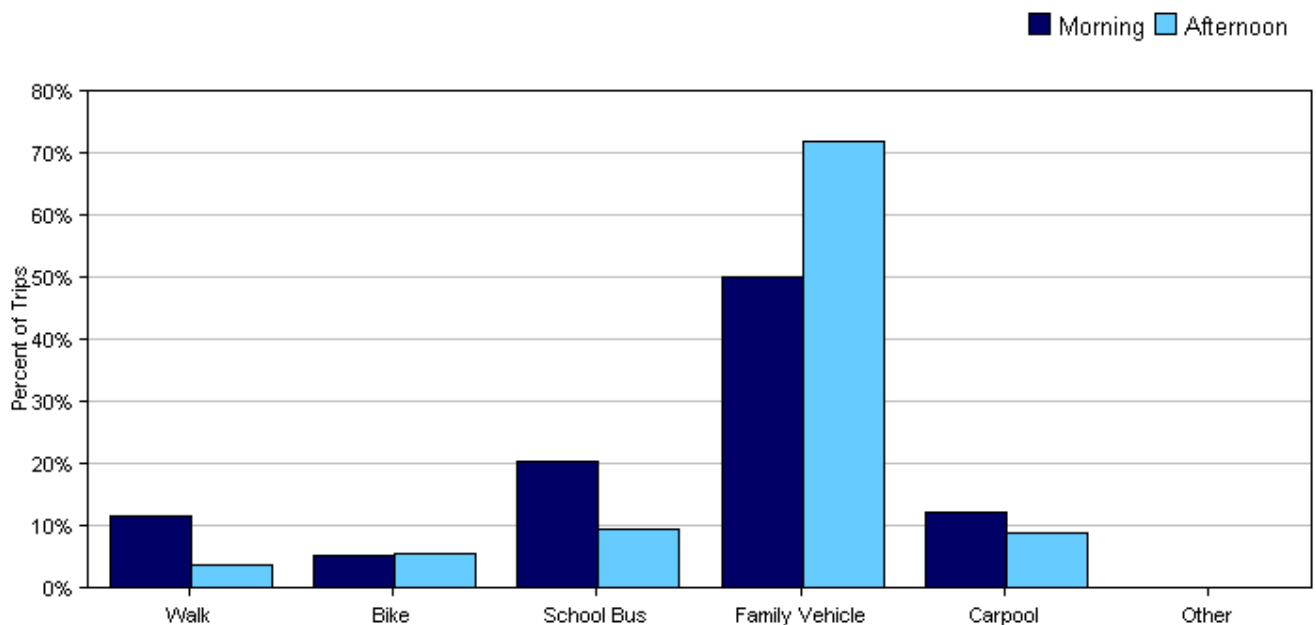
% of Students reached by SRTS activities: Don't Know

Tags:

**Number of Classrooms
Included in Report:** 5

This report contains information from your school's classrooms about students' trip to and from school. The data used in this report were collected using the in-class Student Travel Tally questionnaire from the National Center for Safe Routes to School.

Morning and Afternoon Travel Mode Comparison

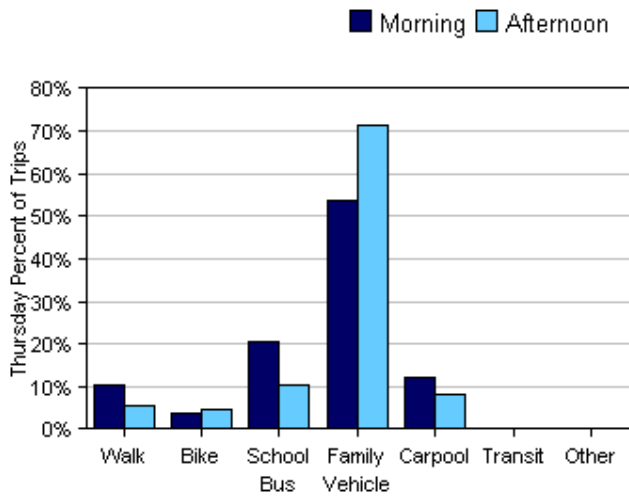
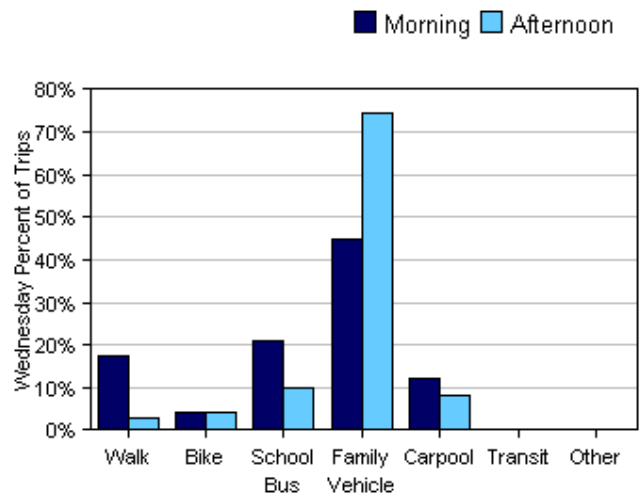
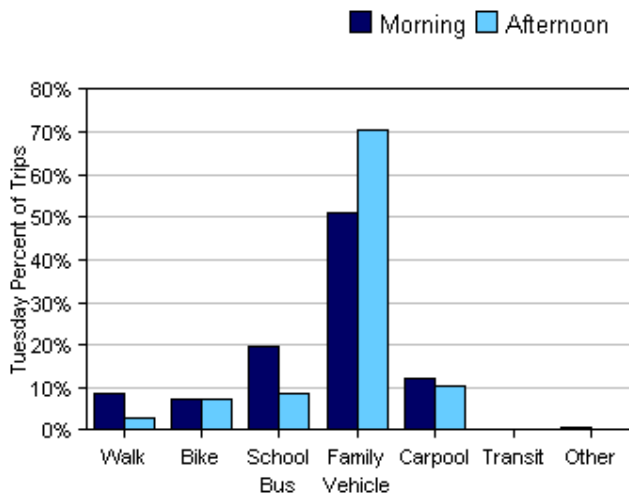


Morning and Afternoon Travel Mode Comparison

	Number of Trips	Walk	Bike	School Bus	Family Vehicle	Carpool	Transit	Other
Morning	457	12%	5%	20%	50%	12%	0%	0.2%
Afternoon	457	4%	5%	10%	72%	9%	0%	0%

Percentages may not total 100% due to rounding.

Morning and Afternoon Travel Mode Comparison by Day

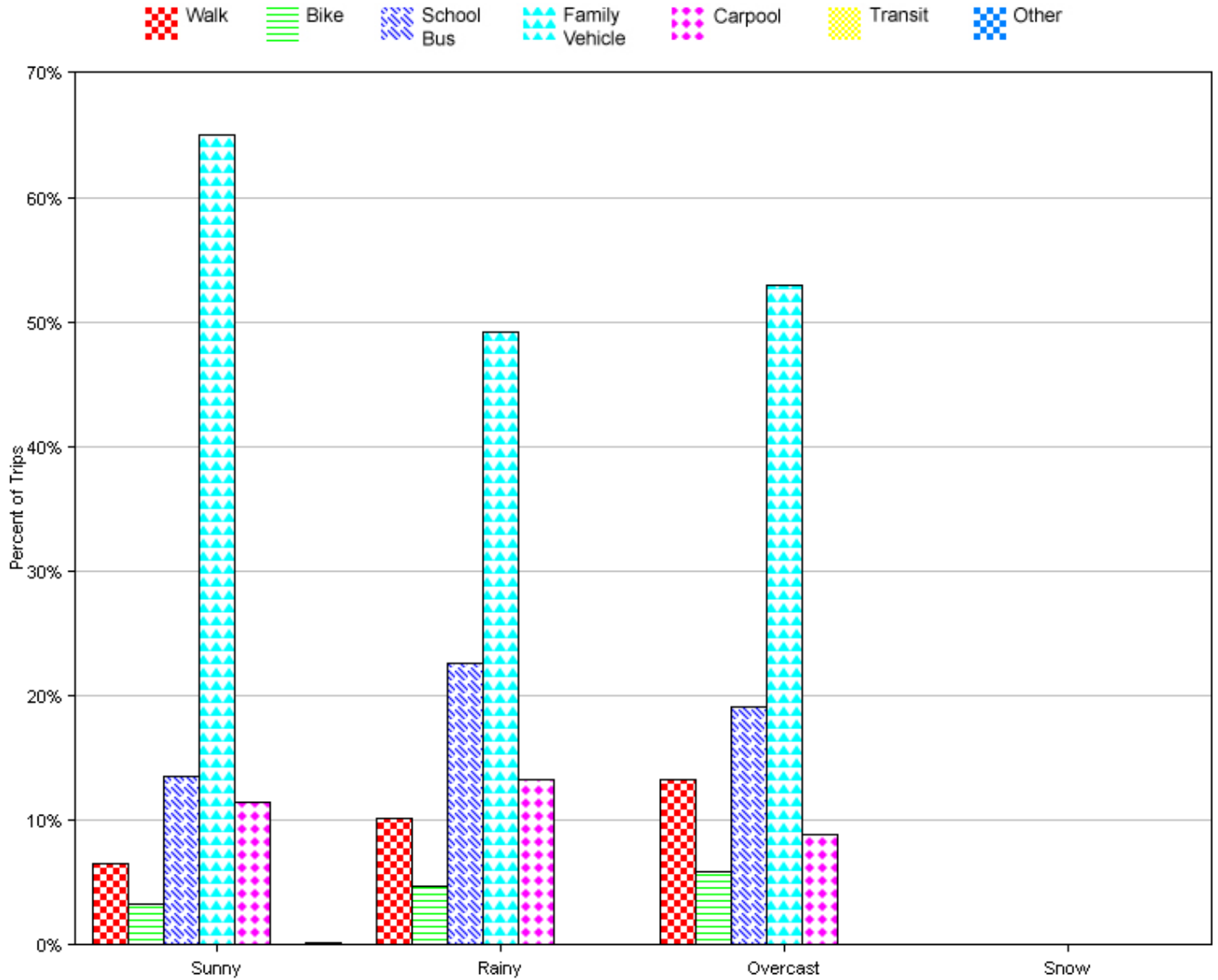


Morning and Afternoon Travel Mode Comparison by Day

	Number of Trips	Walk	Bike	School Bus	Family Vehicle	Carpool	Transit	Other
Tuesday AM	162	9%	7%	20%	51%	12%	0%	0.6%
Tuesday PM	162	3%	7%	9%	70%	10%	0%	0%
Wednesday AM	138	17%	4%	21%	45%	12%	0%	0%
Wednesday PM	138	3%	4%	10%	75%	8%	0%	0%
Thursday AM	157	10%	4%	20%	54%	12%	0%	0%
Thursday PM	157	6%	4%	10%	71%	8%	0%	0%

Percentages may not total 100% due to rounding.

Travel Mode by Weather Conditions



Travel Mode by Weather Condition

Weather Condition	Number of Trips	Walk	Bike	School Bus	Family Vehicle	Carpool	Transit	Other
Sunny	642	7%	3%	14%	65%	12%	0%	0.2%
Rainy	128	10%	5%	23%	49%	13%	0%	0%
Overcast	68	13%	6%	19%	53%	9%	0%	0%
Snow	0	0%	0%	0%	0%	0%	0%	0%

Percentages may not total 100% due to rounding.