

# Student Travel Tally Report: One School in One Data Collection Period

**School Name:** Mark Day School

**Set ID:** 29509

**School Group:** Marin Safe Routes to Schools

**Month and Year Collected:** September 2019

**School Enrollment:** 380

**Date Report Generated:** 11/05/2019

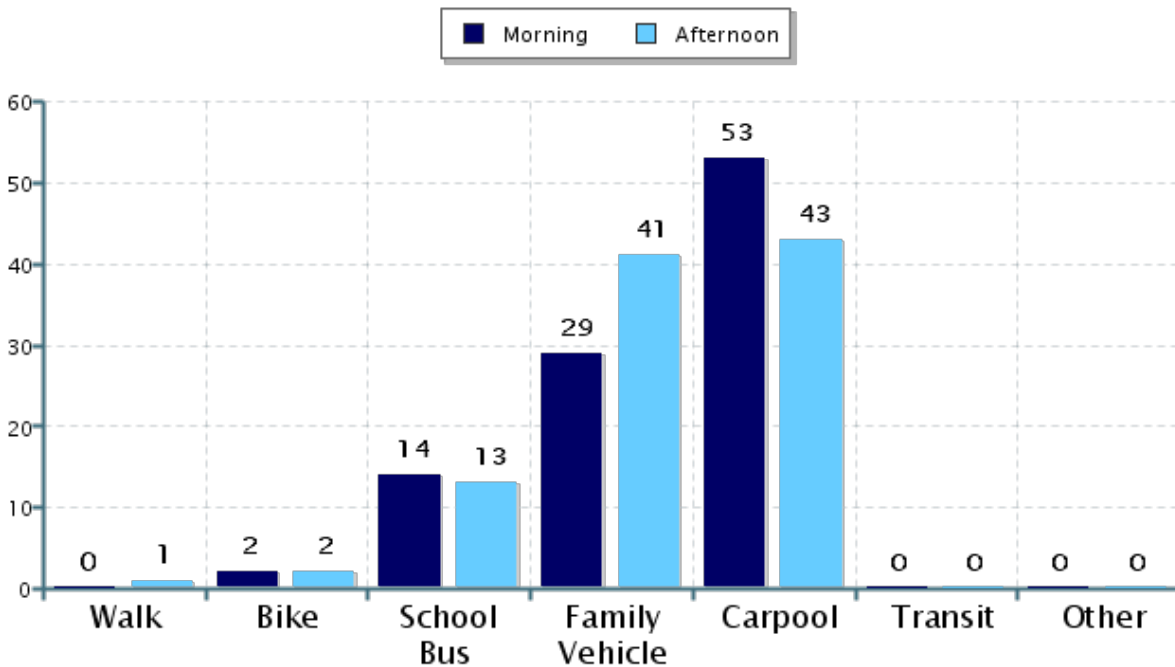
**% of Students reached by SRTS activities:** Don't Know

**Tags:**

**Number of Classrooms  
Included in Report:** 18

This report contains information from your school's classrooms about students' trip to and from school. The data used in this report were collected using the in-class Student Travel Tally questionnaire from the National Center for Safe Routes to School.

## Morning and Afternoon Travel Mode Comparison



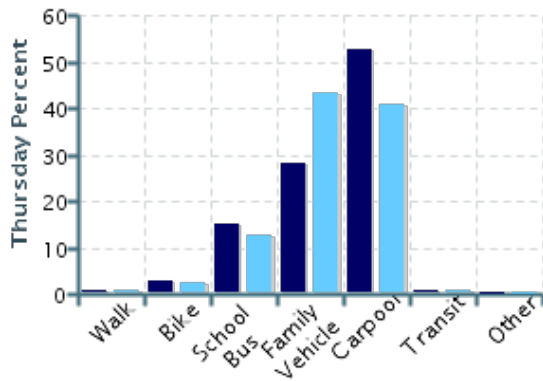
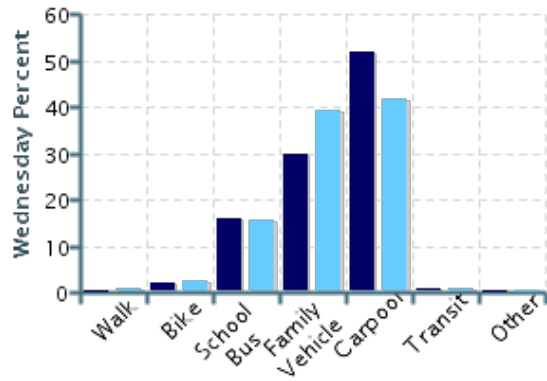
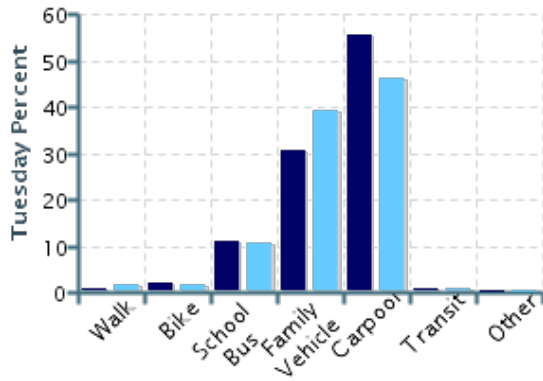
## Morning and Afternoon Travel Mode Comparison

	Number of Trips	Walk	Bike	School Bus	Family Vehicle	Carpool	Transit	Other
Morning	678	0.3%	2%	14%	29%	53%	0.4%	0%
Afternoon	681	0.9%	2%	13%	41%	43%	0.4%	0%

Percentages may not total 100% due to rounding.

## Morning and Afternoon Travel Mode Comparison by Day

■ Morning ■ Afternoon

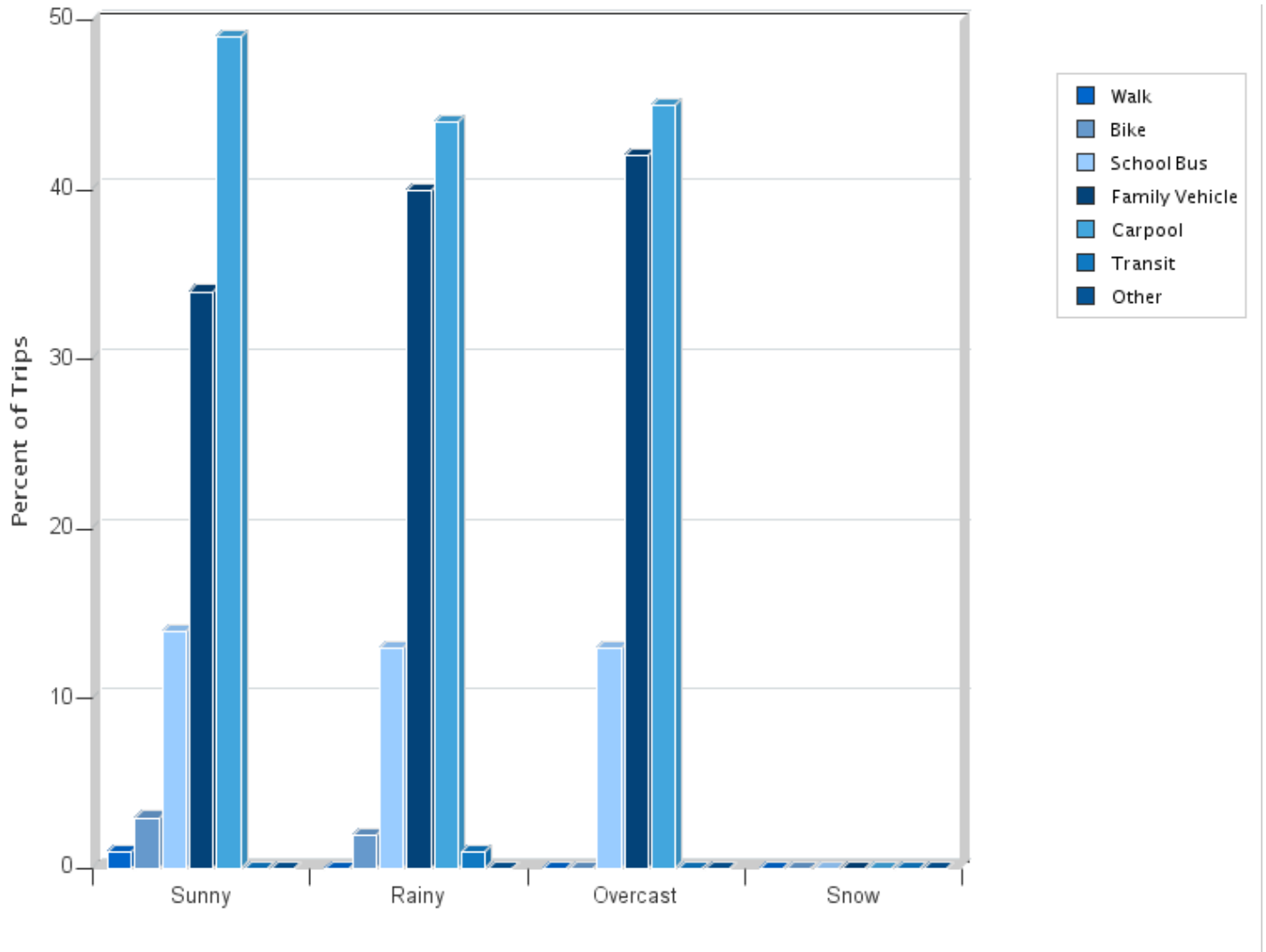


## Morning and Afternoon Travel Mode Comparison by Day

	Number of Trips	Walk	Bike	School Bus	Family Vehicle	Carpool	Transit	Other
Tuesday AM	226	0.4%	2%	11%	31%	55%	0.4%	0%
Tuesday PM	226	2%	2%	11%	39%	46%	0.4%	0%
Wednesday AM	242	0%	2%	16%	30%	52%	0.4%	0%
Wednesday PM	244	0.4%	2%	16%	39%	42%	0.4%	0%
Thursday AM	210	0.5%	3%	15%	28%	53%	0.5%	0%
Thursday PM	211	0.5%	2%	13%	43%	41%	0.5%	0%

Percentages may not total 100% due to rounding.

### Travel Mode by Weather Conditions



### Travel Mode by Weather Condition

Weather Condition	Number of Trips	Walk	Bike	School Bus	Family Vehicle	Carpool	Transit	Other
Sunny	1151	0.7%	3%	14%	34%	49%	0.4%	0%
Rainy	131	0%	2%	13%	40%	44%	0.8%	0%
Overcast	77	0%	0%	13%	42%	45%	0%	0%
Snow	0	0%	0%	0%	0%	0%	0%	0%

Percentages may not total 100% due to rounding.