

Student Travel Tally Report: One School in One Data Collection Period

School Name: Mary E Silveria

Set ID: 28243

School Group: Marin Safe Routes to Schools

Month and Year Collected: May 2019

School Enrollment: 440

Date Report Generated: 06/05/2019

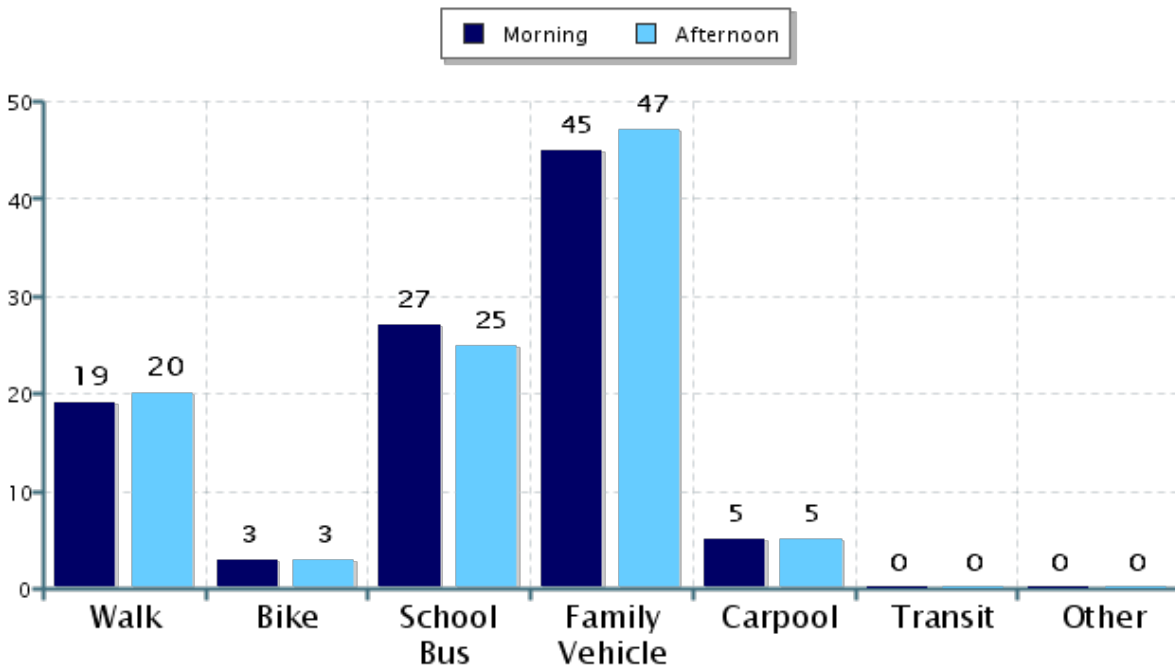
% of Students reached by SRTS activities: Don't Know

Tags:

**Number of Classrooms
Included in Report:** 25

This report contains information from your school's classrooms about students' trip to and from school. The data used in this report were collected using the in-class Student Travel Tally questionnaire from the National Center for Safe Routes to School.

Morning and Afternoon Travel Mode Comparison



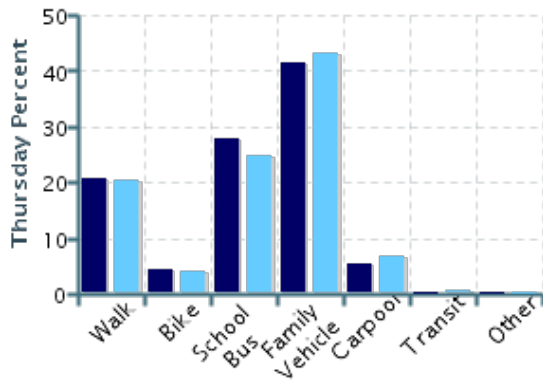
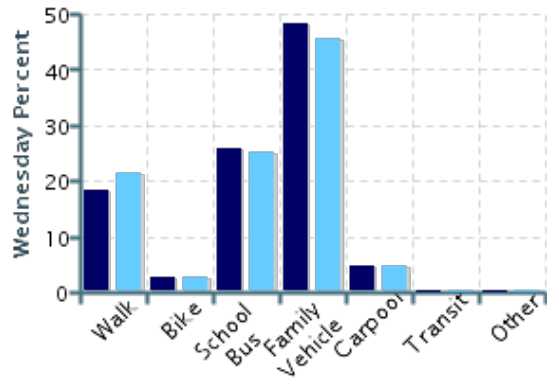
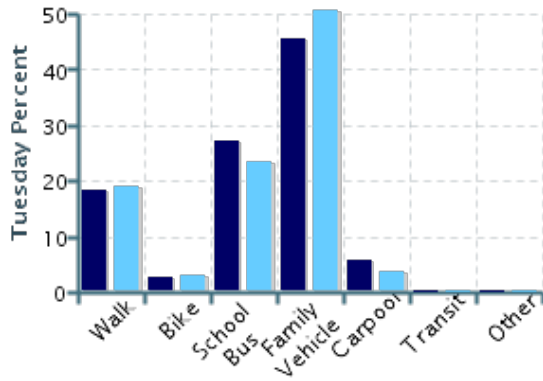
Morning and Afternoon Travel Mode Comparison

	Number of Trips	Walk	Bike	School Bus	Family Vehicle	Carpool	Transit	Other
Morning	893	19%	3%	27%	45%	5%	0%	0%
Afternoon	872	20%	3%	25%	47%	5%	0.1%	0%

Percentages may not total 100% due to rounding.

Morning and Afternoon Travel Mode Comparison by Day

■ Morning ■ Afternoon

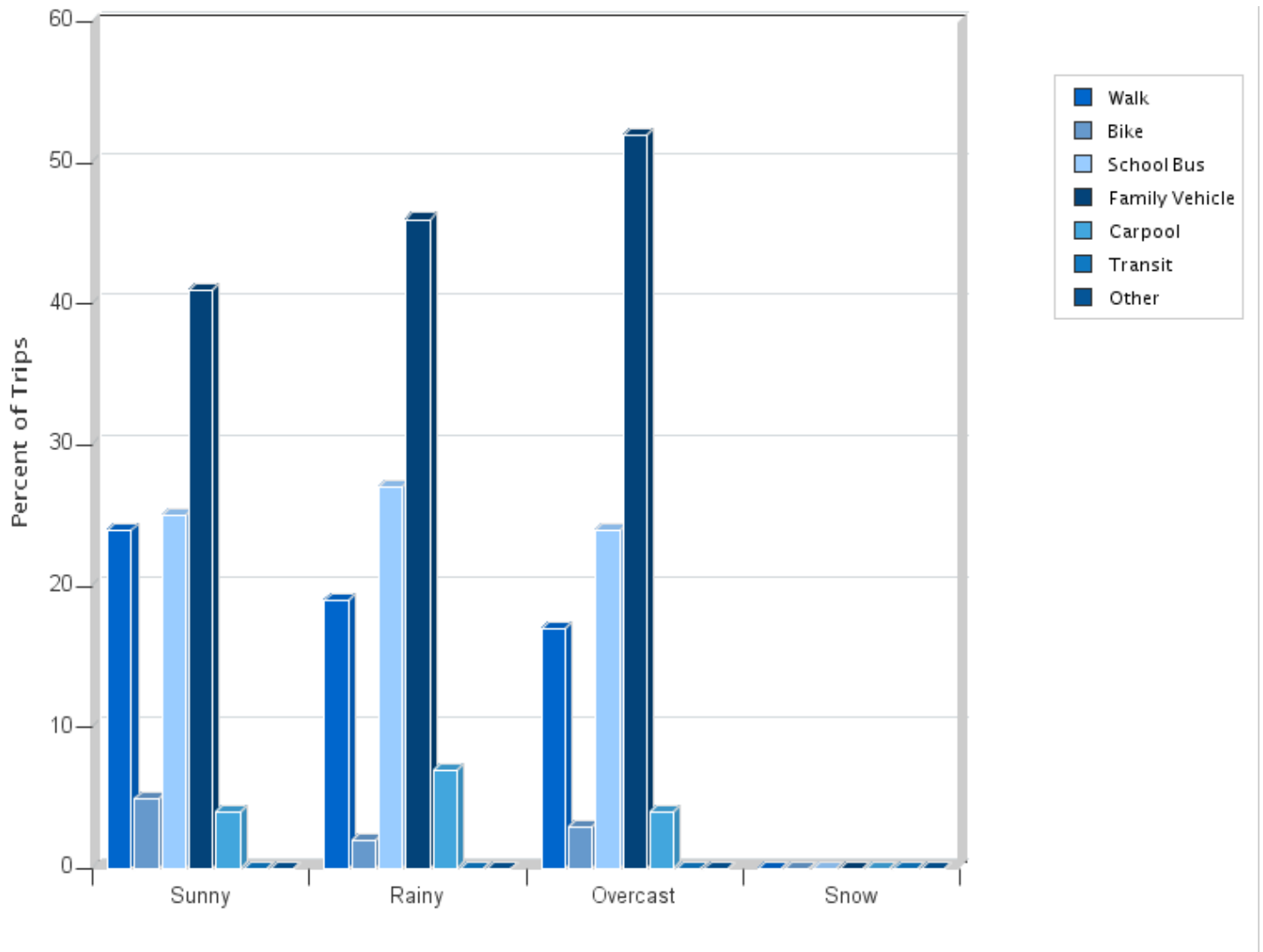


Morning and Afternoon Travel Mode Comparison by Day

	Number of Trips	Walk	Bike	School Bus	Family Vehicle	Carpool	Transit	Other
Tuesday AM	322	18%	3%	27%	46%	6%	0%	0%
Tuesday PM	298	19%	3%	23%	51%	4%	0%	0%
Wednesday AM	327	18%	3%	26%	48%	5%	0%	0%
Wednesday PM	329	22%	3%	25%	46%	5%	0%	0%
Thursday AM	244	21%	5%	28%	41%	5%	0%	0%
Thursday PM	245	20%	4%	25%	43%	7%	0.4%	0%

Percentages may not total 100% due to rounding.

Travel Mode by Weather Conditions



Travel Mode by Weather Condition

Weather Condition	Number of Trips	Walk	Bike	School Bus	Family Vehicle	Carpool	Transit	Other
Sunny	531	24%	5%	25%	41%	4%	0.2%	0%
Rainy	759	19%	2%	27%	46%	7%	0%	0%
Overcast	475	17%	3%	24%	52%	4%	0%	0%
Snow	0	0%	0%	0%	0%	0%	0%	0%

Percentages may not total 100% due to rounding.