

Student Travel Tally Report: One School in One Data Collection Period

School Name: Miller Creek

Set ID: 17943

School Group: Marin Safe Routes to Schools

Month and Year Collected: May 2015

School Enrollment: 680

Date Report Generated: 09/22/2015

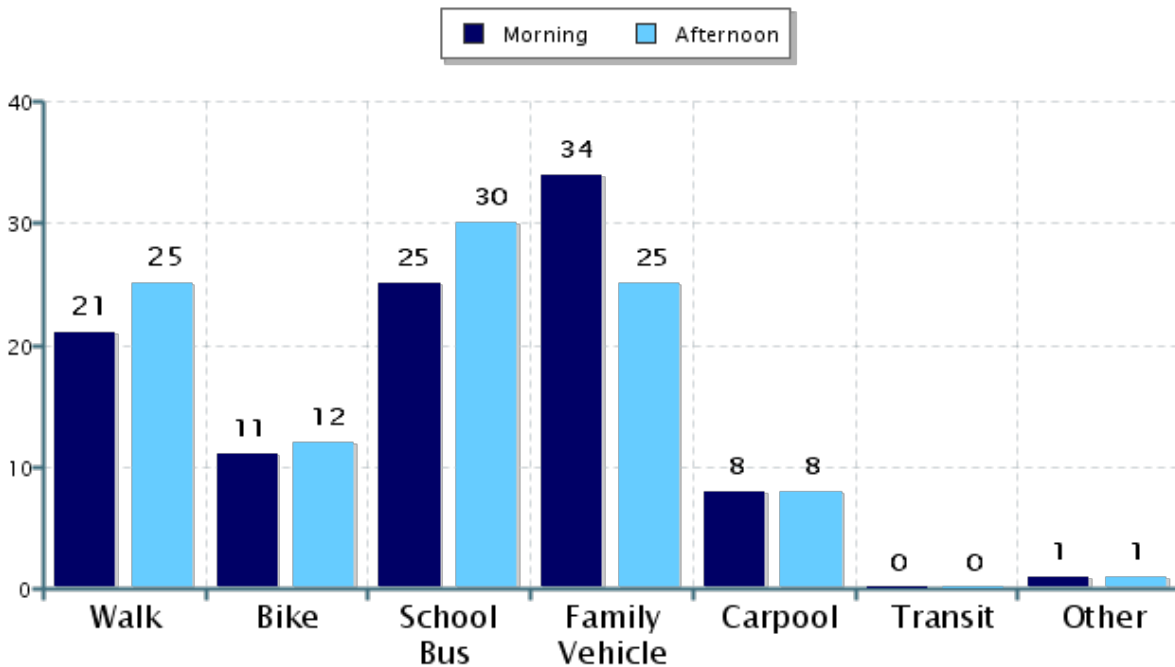
% of Students reached by SRTS activities: 76-100%

Tags:

**Number of Classrooms
Included in Report:** 22

This report contains information from your school's classrooms about students' trip to and from school. The data used in this report were collected using the in-class Student Travel Tally questionnaire from the National Center for Safe Routes to School.

Morning and Afternoon Travel Mode Comparison



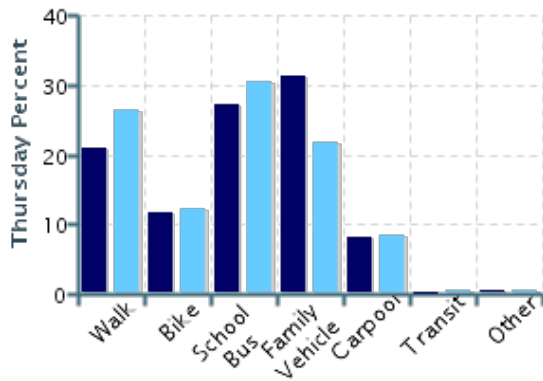
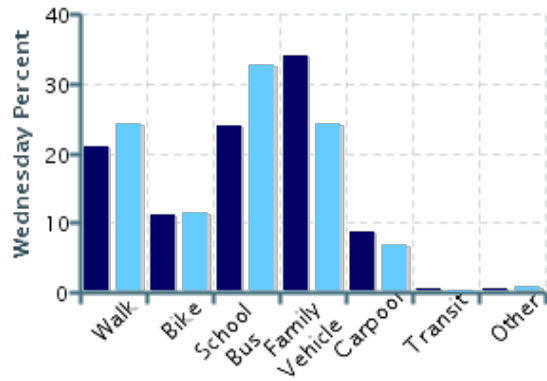
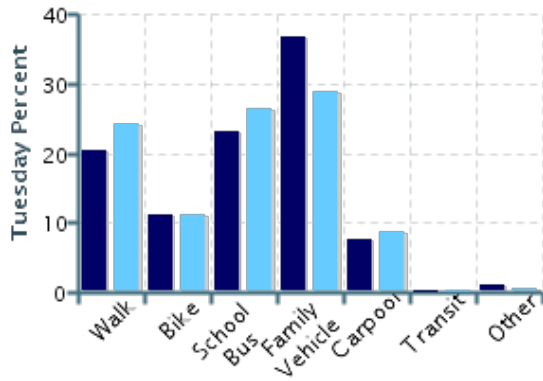
Morning and Afternoon Travel Mode Comparison

	Number of Trips	Walk	Bike	School Bus	Family Vehicle	Carpool	Transit	Other
Morning	1160	21%	11%	25%	34%	8%	0.1%	0.8%
Afternoon	1159	25%	12%	30%	25%	8%	0.1%	0.5%

Percentages may not total 100% due to rounding.

Morning and Afternoon Travel Mode Comparison by Day

■ Morning ■ Afternoon

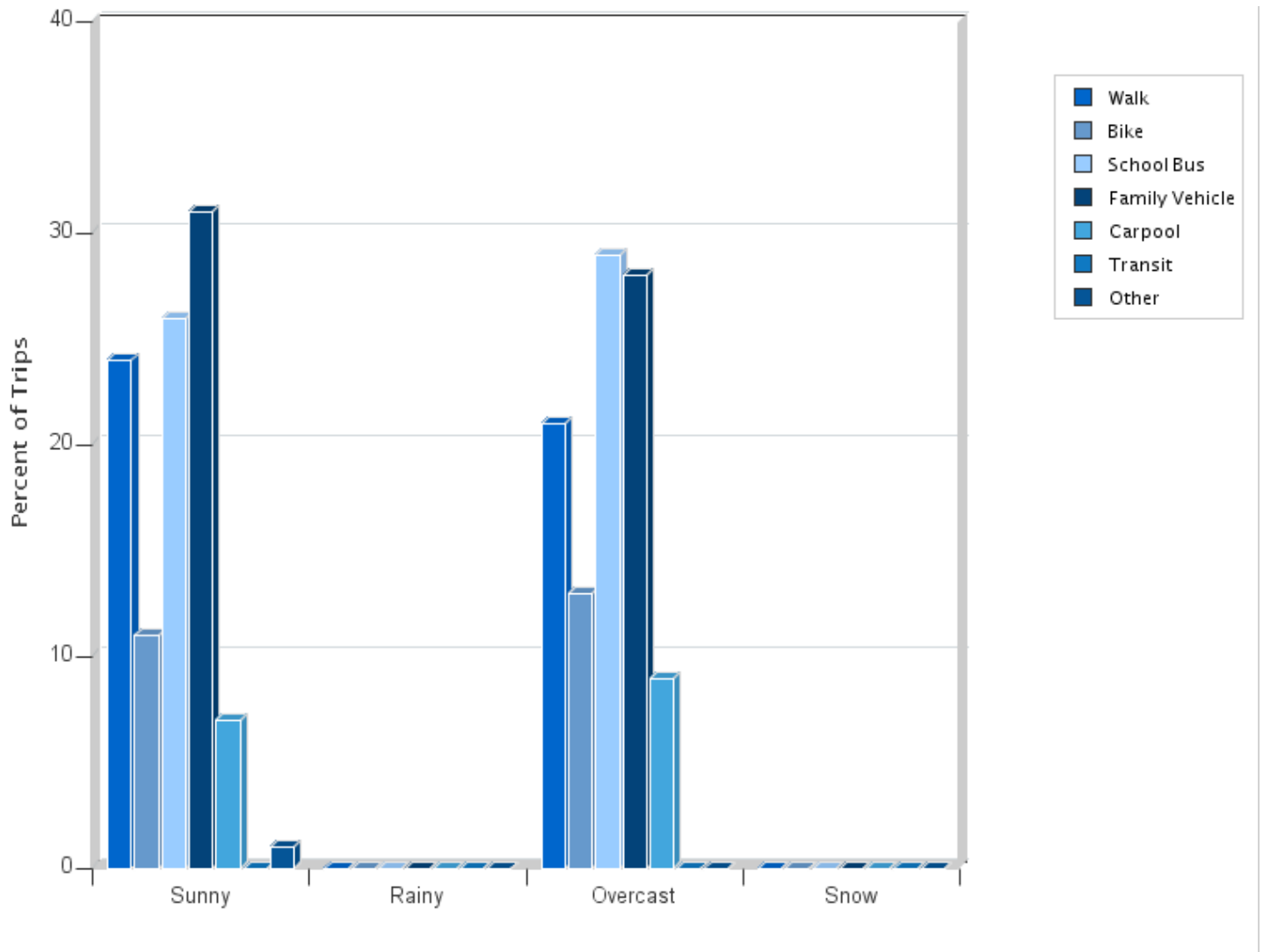


Morning and Afternoon Travel Mode Comparison by Day

	Number of Trips	Walk	Bike	School Bus	Family Vehicle	Carpool	Transit	Other
Tuesday AM	393	20%	11%	23%	37%	8%	0%	1%
Tuesday PM	396	24%	11%	27%	29%	9%	0%	0.5%
Wednesday AM	296	21%	11%	24%	34%	9%	0.3%	0.7%
Wednesday PM	294	24%	12%	33%	24%	7%	0%	0.7%
Thursday AM	471	21%	12%	27%	31%	8%	0%	0.6%
Thursday PM	469	26%	12%	30%	22%	9%	0.2%	0.4%

Percentages may not total 100% due to rounding.

Travel Mode by Weather Conditions



Travel Mode by Weather Condition

Weather Condition	Number of Trips	Walk	Bike	School Bus	Family Vehicle	Carpool	Transit	Other
Sunny	1500	24%	11%	26%	31%	7%	0.1%	0.9%
Rainy	0	0%	0%	0%	0%	0%	0%	0%
Overcast	590	21%	13%	29%	28%	9%	0%	0.2%
Snow	0	0%	0%	0%	0%	0%	0%	0%

Percentages may not total 100% due to rounding.