

Student Travel Tally Report: One School in One Data Collection Period

School Name: Miller Creek

Set ID: 28244

School Group: Marin Safe Routes to Schools

Month and Year Collected: May 2019

School Enrollment: 660

Date Report Generated: 06/05/2019

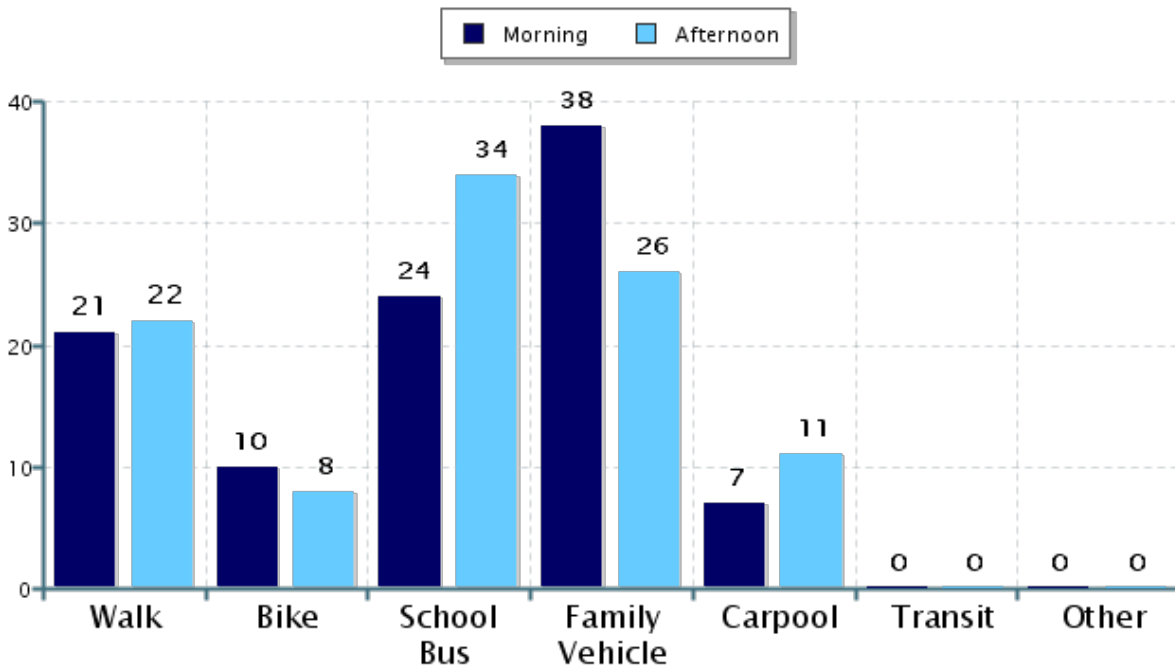
% of Students reached by SRTS activities: Don't Know

Tags:

**Number of Classrooms
Included in Report:** 2

This report contains information from your school's classrooms about students' trip to and from school. The data used in this report were collected using the in-class Student Travel Tally questionnaire from the National Center for Safe Routes to School.

Morning and Afternoon Travel Mode Comparison



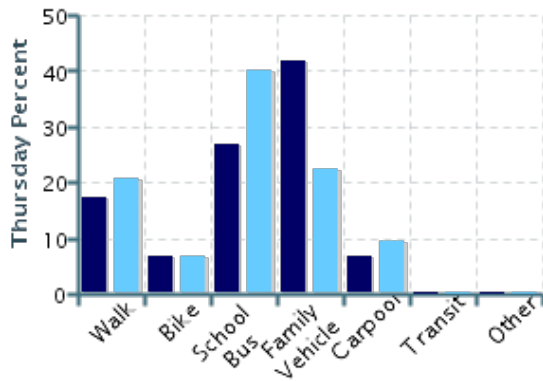
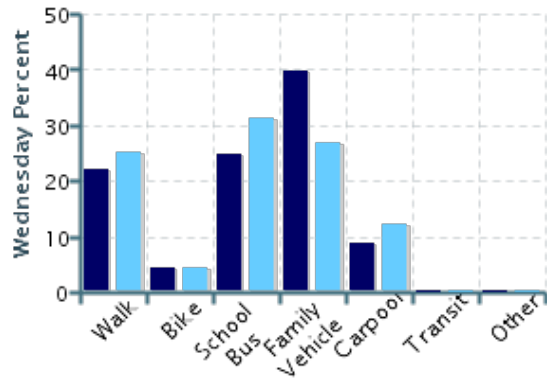
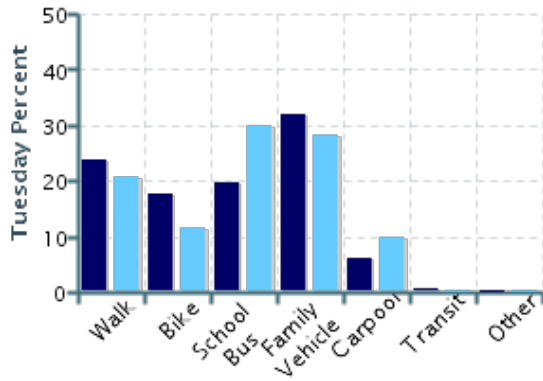
Morning and Afternoon Travel Mode Comparison

	Number of Trips	Walk	Bike	School Bus	Family Vehicle	Carpool	Transit	Other
Morning	359	21%	10%	24%	38%	7%	0.3%	0%
Afternoon	361	22%	8%	34%	26%	11%	0%	0%

Percentages may not total 100% due to rounding.

Morning and Afternoon Travel Mode Comparison by Day

■ Morning ■ Afternoon

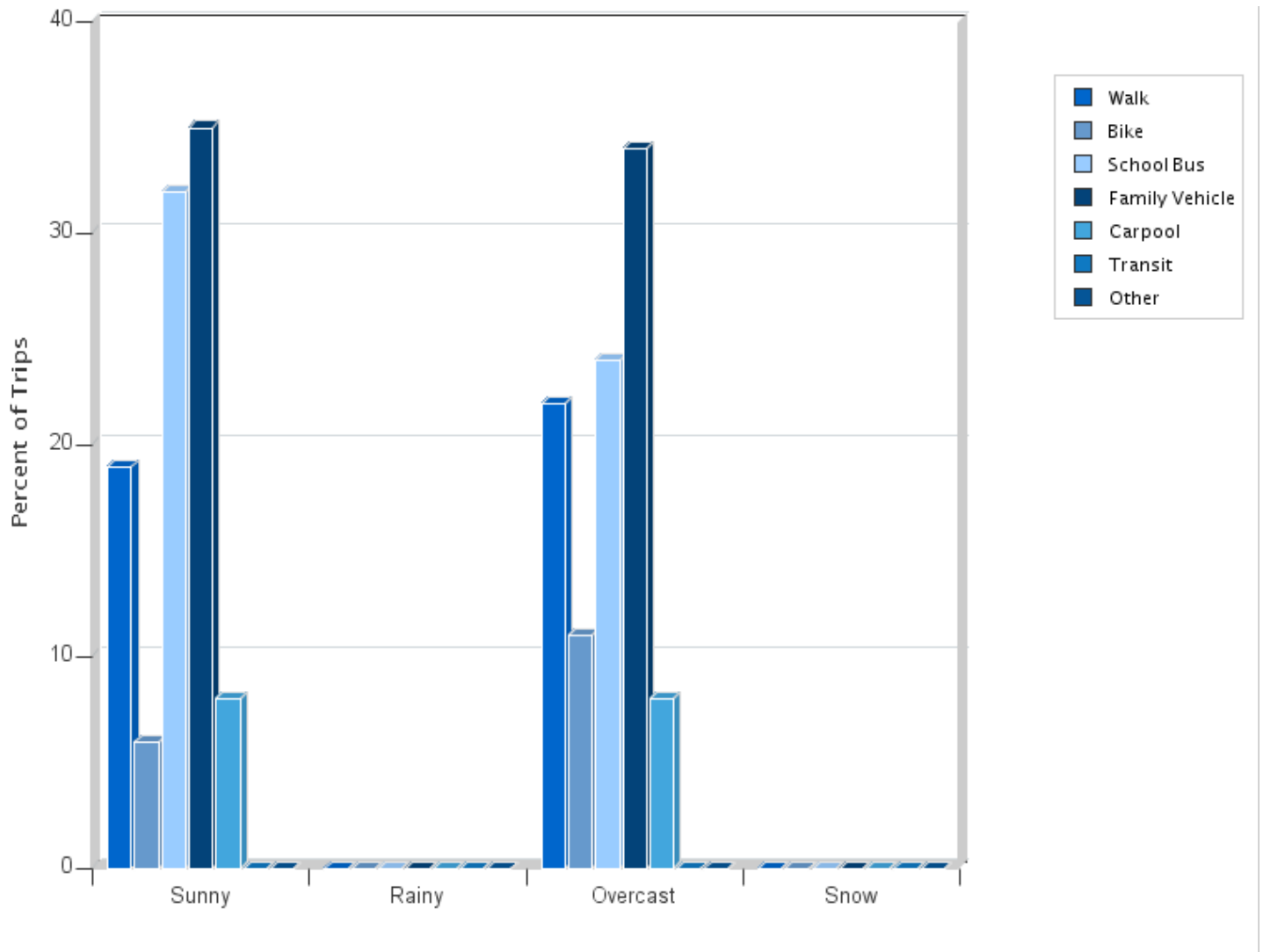


Morning and Afternoon Travel Mode Comparison by Day

	Number of Trips	Walk	Bike	School Bus	Family Vehicle	Carpool	Transit	Other
Tuesday AM	131	24%	18%	20%	32%	6%	0.8%	0%
Tuesday PM	131	21%	11%	30%	28%	10%	0%	0%
Wednesday AM	113	22%	4%	25%	40%	9%	0%	0%
Wednesday PM	115	25%	4%	31%	27%	12%	0%	0%
Thursday AM	115	17%	7%	27%	42%	7%	0%	0%
Thursday PM	115	21%	7%	40%	23%	10%	0%	0%

Percentages may not total 100% due to rounding.

Travel Mode by Weather Conditions



Travel Mode by Weather Condition

Weather Condition	Number of Trips	Walk	Bike	School Bus	Family Vehicle	Carpool	Transit	Other
Sunny	237	19%	6%	32%	35%	8%	0%	0%
Rainy	0	0%	0%	0%	0%	0%	0%	0%
Overcast	140	22%	11%	24%	34%	8%	0%	0%
Snow	0	0%	0%	0%	0%	0%	0%	0%

Percentages may not total 100% due to rounding.